



PsychTests.com advancing psychology and technology

tel 514.745.8272 fax 514.745.6242

CP Normandie PO Box 26067 | Montreal, Quebec | H3M 3E8

contact@psychtests.com

Psychometric Report

Conflict Management Style Test

Conflict Management Style Test

Description:

A 42-item test assessing conflict management styles. Seven styles are assessed. A total of 7 general scores and 49 sub-scores are reported. Each style includes a general score and a sub-score for each sphere of his/her social life (simple and complex social interactions, romantic relationships and work/school) and for each type of situation, based on its social significance (high, medium, and low-charge situations). A pre-dominant style is identified for each sphere and type of situation. The higher the score, the closer the match between the test-taker's natural reaction and the clear-cut conflict style.

Conflict management styles:

1. Accommodating style: a style whereby one tends to abandon his/her own interests in order to make way for the interests of others.
2. Avoidant style: a style whereby one tends to steer clear of conflict.
3. Competitive style: a style whereby one tends to stand up for his/her rights, defend a position that s/he firmly believes is correct, or simply push to win.
4. Compromising style: a style whereby one tends to look beyond his/her immediate interests and often opts for seeking solutions that will benefit both parties.
5. Dominating style: a style whereby one is extremely assertive and turns a blind eye to the perspectives and opinions of the other party.
6. Passive aggressive style: a style whereby one tends to avoid the conflict itself by not making his/her perspective, opinions, needs, desires, or goals known, or not addressing the issue directly. Instead, the passive aggressive hides his/her true feelings and allows the resentment and discontent to come out in other ways.
7. Transcendent style: a style whereby one tends to transcend conflict.

Social life spheres:

1. Simple Social Sphere: Your simple social sphere is composed of one-time interactions, with such people as store clerks, receptionists, and passers-by. These are individuals with whom you have no social history, but interact with due to circumstance. Your lives are not intertwined - you are simply acquaintances on life's path.
2. Complex Social Sphere: Your complex social sphere is composed of friends and family. These relationships are ongoing, be it over a lifetime or over a set period of time. The complex social sphere is comprised of individuals with whom you have a social history, with whom your life is intertwined. These are the people you care about personally, who mean something to you on an emotional level.
3. Romantic Relationship Sphere: Your romantic sphere involves your current romantic relationships. It is the sphere of life in which emotions tend to be strongest. Your romantic sphere does not include past lovers - it is focused on those you have romantic feelings for at the present time.
4. Work/School Sphere: Your work/school sphere is the place you do your job, it is the part of your life that you depend on for income, stability, achievement and purpose. Your relationships with coworkers and colleagues may be friendly and casual or formal and business-like.

Social significance of situation:

1. High charge situations: Situations in which you feel you have a lot at stake. These situations have a high emotional charge and are deemed very important. You tend to have a vested interest in any highly charged situation and feel that its outcome will make a significant difference somehow
2. Moderately charged situations: Situations in which you have a reasonable amount of interest. These situations are not life altering nor are they completely without meaning in your life. The outcome of a moderately charged situation is not benign - it is significant and your reaction can make a difference in your day-to-day affairs.
3. Low charge situations: Situations in which you have very little at stake. You are not emotionally affected or attached to this situation, and you have little vested interest. The outcome of a low charge situation will make little difference to you.

Reference:

Tidman, L., Jerabek, I., Jacobson, N. (2000). Conflict Management Style Test. Queendom.com,

Sample Size: 13930

Sample Description :

The study includes men and women, aged 10 to 80, who took the test on the Queendom.com website.

Number of questions: 42

Descriptive Statistics

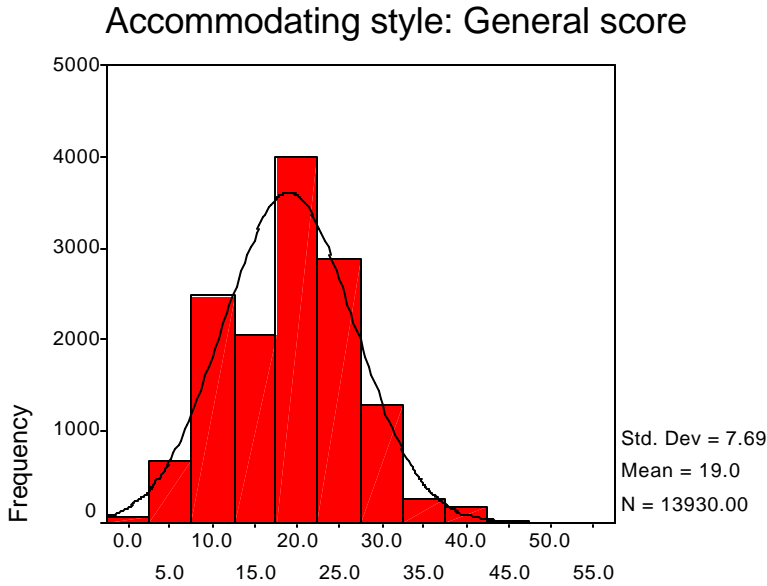
See Annex 1 for Descriptive statistics

Percentage of test takers adopting each conflict management style depending on sphere and situation.

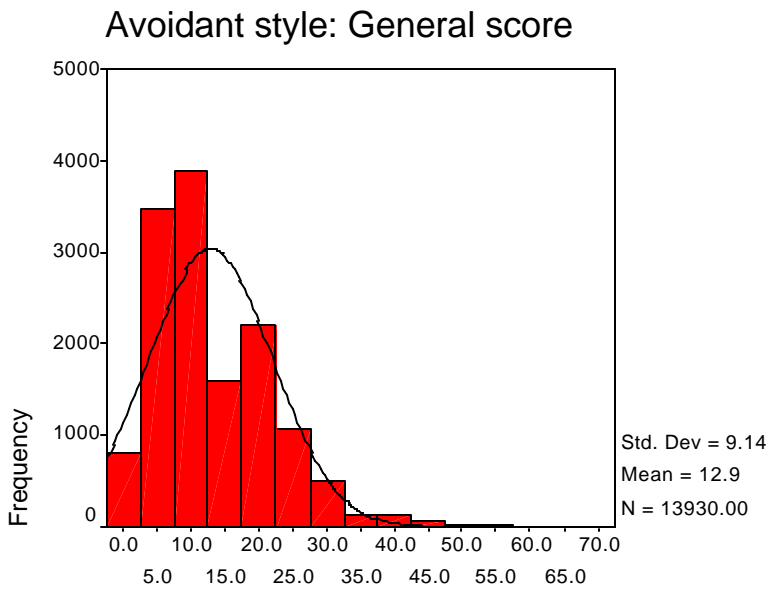
	Accommodating	Avoidant	Competitive	Compromising	Dominating	Passive-Aggressive	Transcendent
General	9%	7%	4%	78%	2%	1%	4%
Simple social sphere	8%	19%	9%	64%	12%	3%	14%
Complex social sphere	34%	12%	12%	49%	3%	5%	23%
Romantic sphere	23%	9%	8%	69%	5%	6%	8%
Work sphere	23%	9%	10%	68%	3%	3%	13%
High-charge situations	24%	7%	10%	65%	3%	4%	10%
Moderate-charge situations	8%	13%	5%	71%	4%	3%	15%
Low-charge situations	24%	9%	7%	68%	5%	6%	14%

Distribution for the Conflict Management Style Test

The distribution of the scores is shown in red; the normal curve is represented by the black line plotted over it. The scores are displayed on the x-axis. The y-axis corresponds to the number of respondents who fall into the relevant score range.

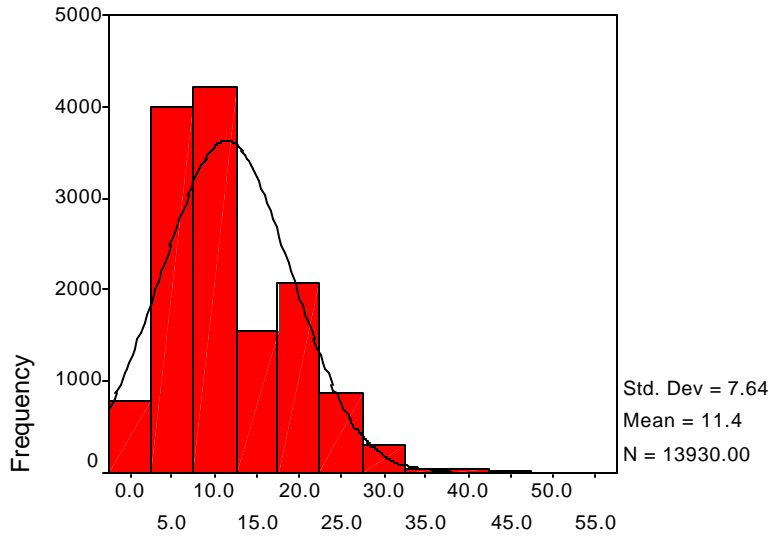


Accommodating style: General score



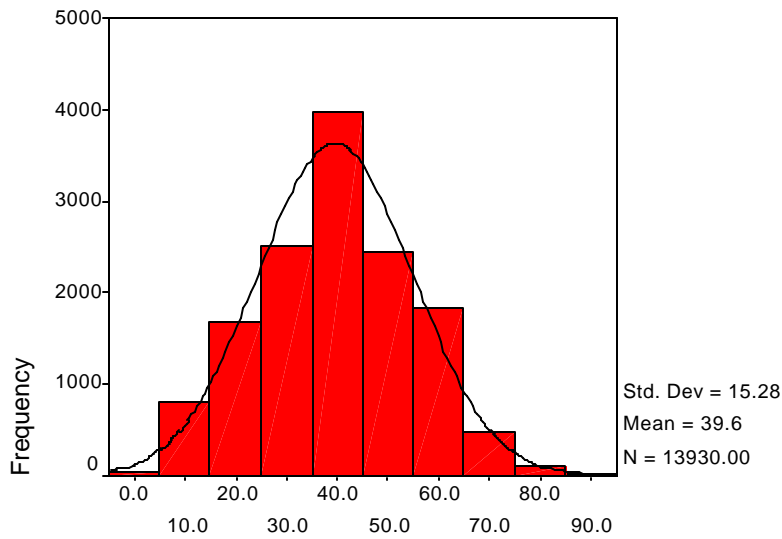
Avoidant style: General score

Competitive style: General score



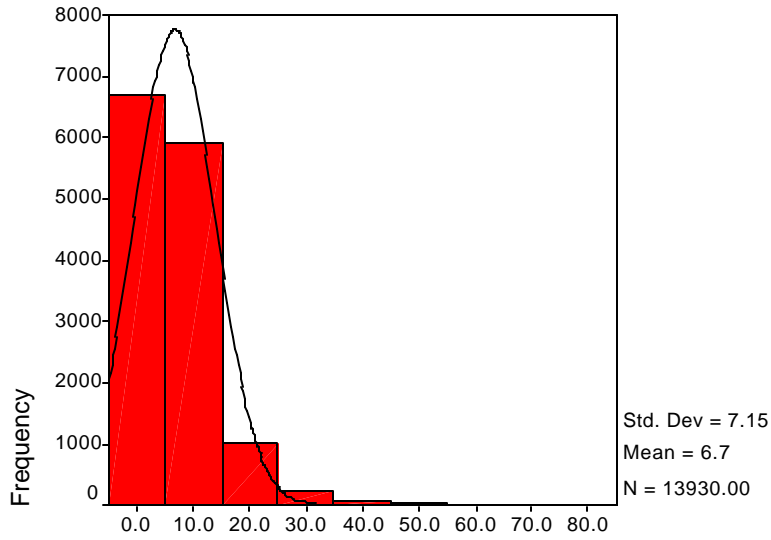
Competitive style: General score

Compromising style: General score



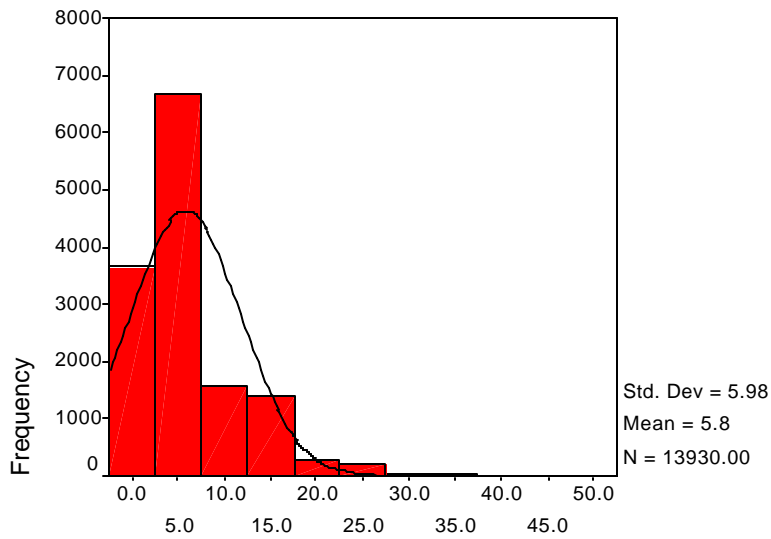
Compromising style: General score

Dominating style: General score

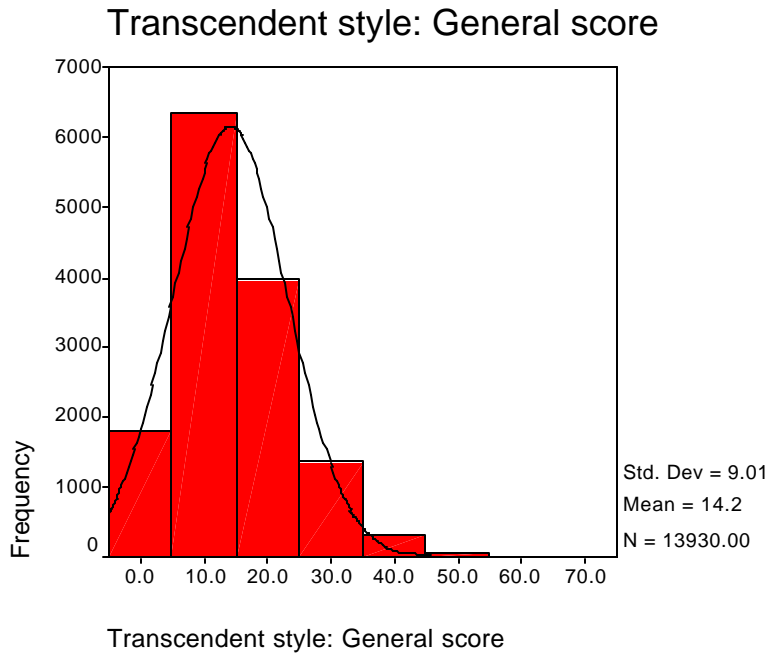


Dominating style: General score

Passive Aggressive style: General score



Passive Aggressive style: General score



Reliability and Internal Consistency

General Scores

Accommodating Style (7 items)

Inter-Item Consistency

Cronbach's Coefficient Alpha: .6944

Avoidant Style (7 items)

Inter-Item Consistency

Cronbach's Coefficient Alpha: 0.8224

Competitive Style (7 items)

Inter-Item Consistency

Cronbach's Coefficient Alpha: 0.7887

Compromising Style (7 items)

Inter-Item Consistency

Cronbach's Coefficient Alpha: 0.8902

Dominating Style (7 items)

Inter-Item Consistency

Cronbach's Coefficient Alpha: 0.8271

Passive Aggressive Style (7 items)

Inter-Item Consistency

Cronbach's Coefficient Alpha: 0.8025

Transcendent Style (7 items)

Inter-Item Consistency

Cronbach's Coefficient Alpha: 0.8023

Criterion and Construct Validity

Statistically significant differences in conflict style scores were found among groups depending on self-reported typical reaction to conflict, typical conflict outcome, self-esteem, ability to stand up for oneself, and age group. The group differences were observed in the general score, each social sphere (simple, complex, romantic, work), and each degree of personal significance of the conflict (high-charge, moderate-charge, and low-charge situations). The effects were significant and robust for all conflict styles, with a few exceptions listed below. See Annexes 2-8 for ANOVA tables and annexes 9-13 for tables showing homogeneous subsets.

Exceptions

- a) Transcendent style in general score and moderate-charge situations: various age groups were not significantly different from each other.
- b) Competitive style scores in simple social sphere: various age groups were not significantly different from each other.
- c) Transcendent style scores in general score, romantic sphere, work sphere and both low charge and moderate charge situations: various levels of self-esteem were not significantly different from each other.
- d) Competitive style scores in complex social sphere, romantic sphere, and high charge situations: various levels of self-esteem were not significantly different from each other.
- e) Transcendent style in general score, complex social sphere, romantic sphere, work sphere, and both low-charge and moderate charge situations: ability to stand up for oneself were not significantly different from each other.
- f) Accommodating style in simple social sphere and moderate charge situations: various age groups were not significantly different from each other.

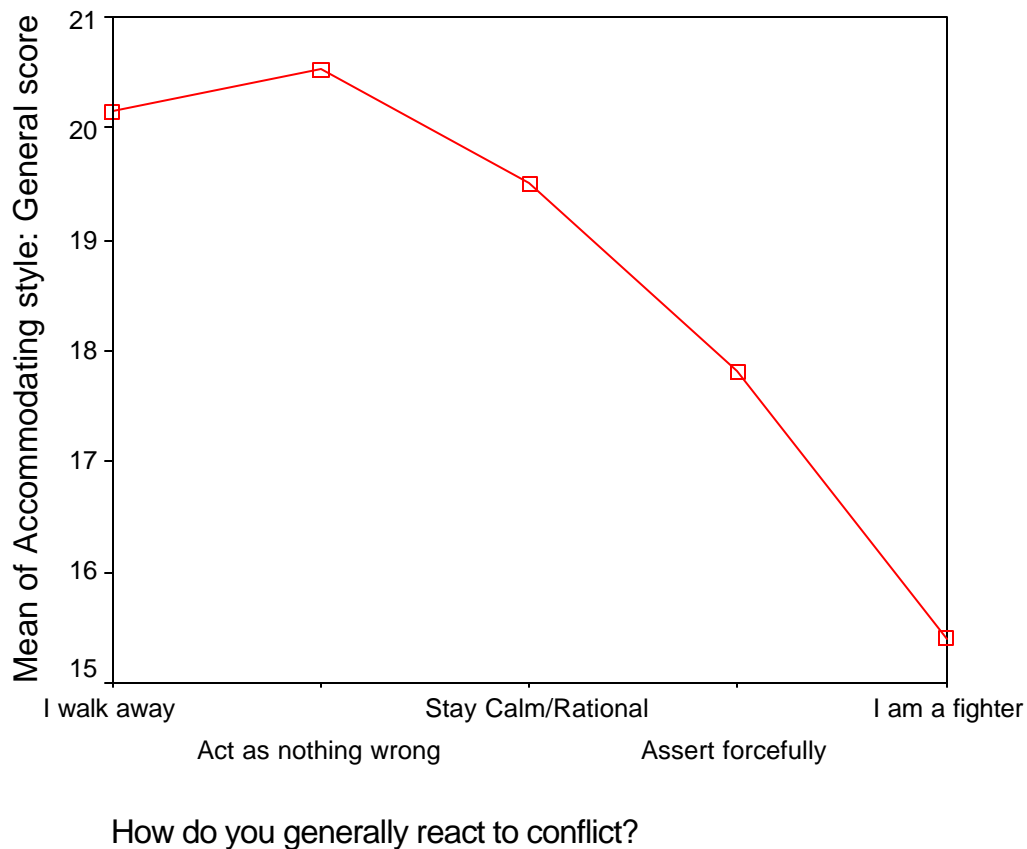
Criterion and Construct Validity (Continued)

Question #1: How do you generally react to conflict?
VALUE="1" > I walk away
VALUE="2" > I act like nothing is wrong (Act as nothing wrong)
VALUE="3" > I approach it calmly and rationally (Stay calm/rational)
VALUE="4" > I assert myself forcefully (Assert forcefully)
VALUE="5" > I am a fighter

1. Relationship between accommodating conflict management style and reaction to conflict

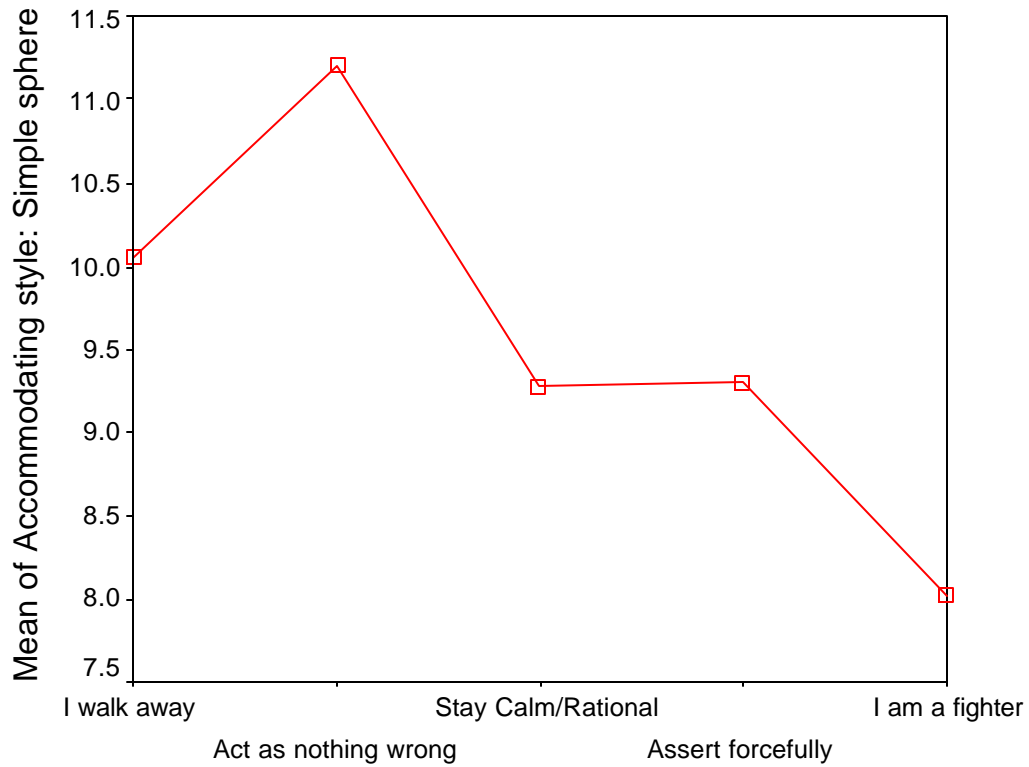
a) Accommodating Style and General Score:

ACCOMODATING STYLE AND REACTION TO CONFLICT



b) Accommodating Style and Simple Social Sphere:

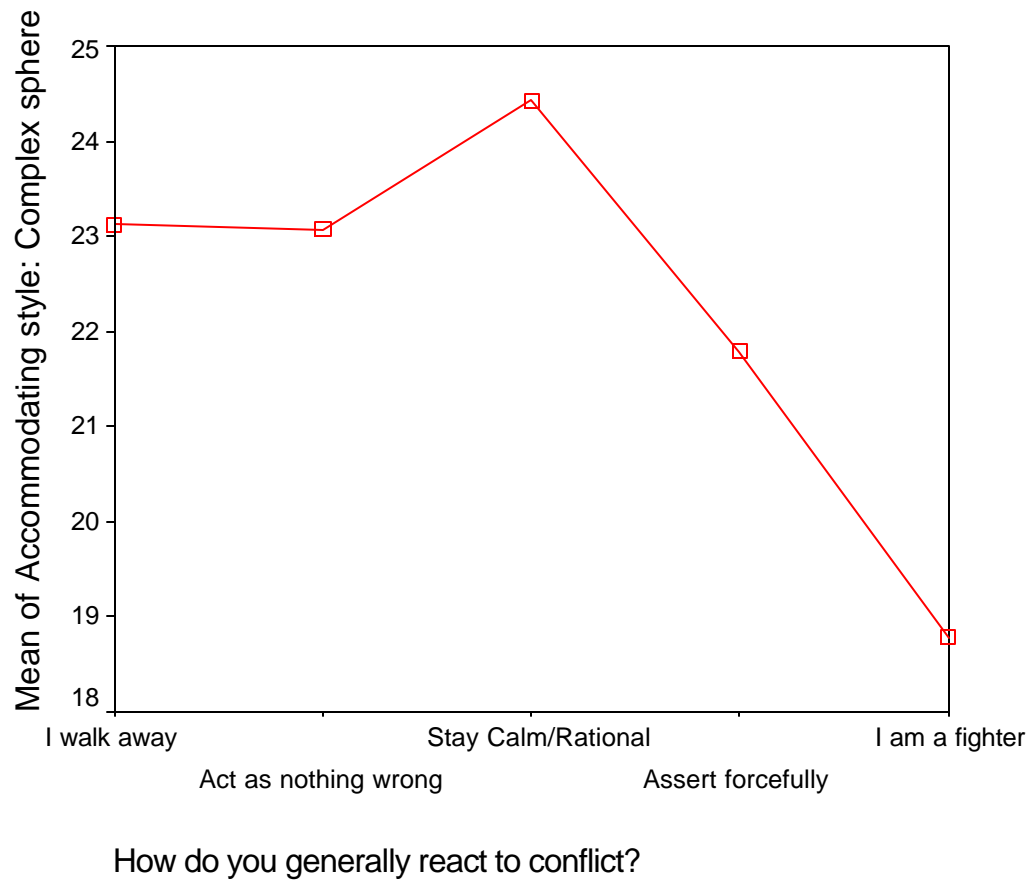
ACCOMODATING STYLE IN THE SIMPLE SOCIAL SPHERE AND REACTION TO CONFLICT



How do you generally react to conflict?

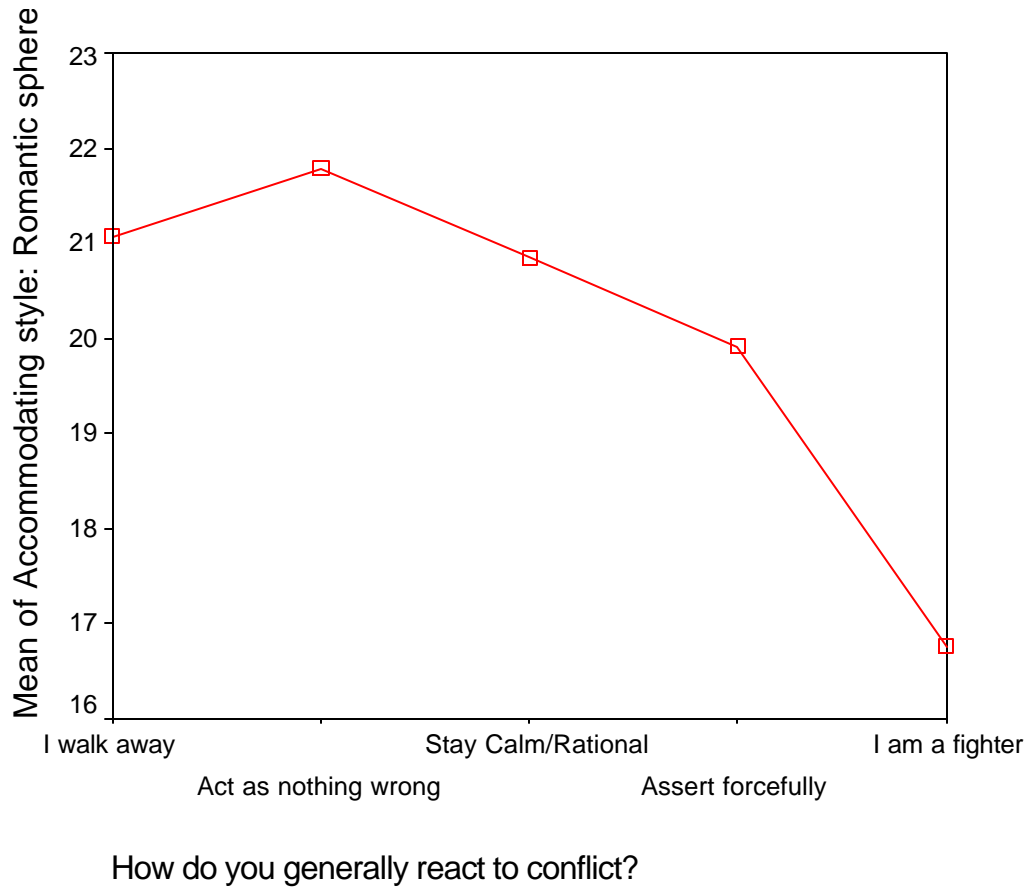
c) Accommodating Style and Complex Social Sphere:

ACCOMODATING STYLE IN THE COMPLEX SOCIAL SPHERE AND REACTION TO CONFLICT



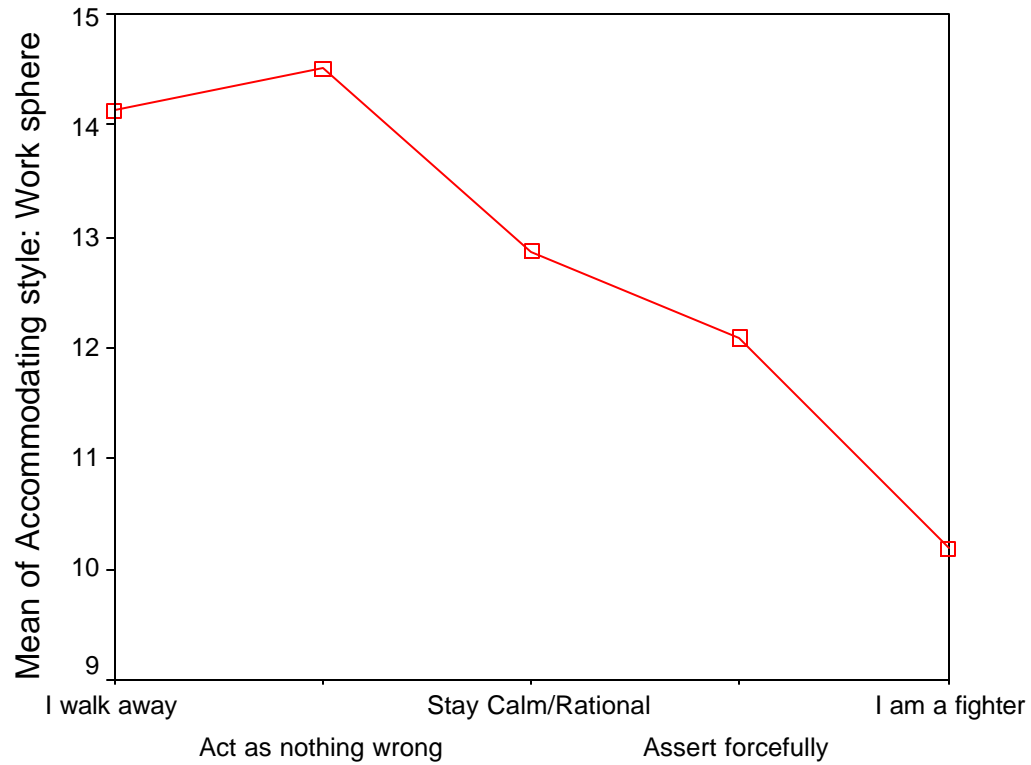
d) Accommodating Style and Romantic Sphere:

ACCOMODATING STYLE IN THE ROMANTIC SPHERE AND REACTION TO CONFLICT



e) Accommodating Style and Work/School Sphere:

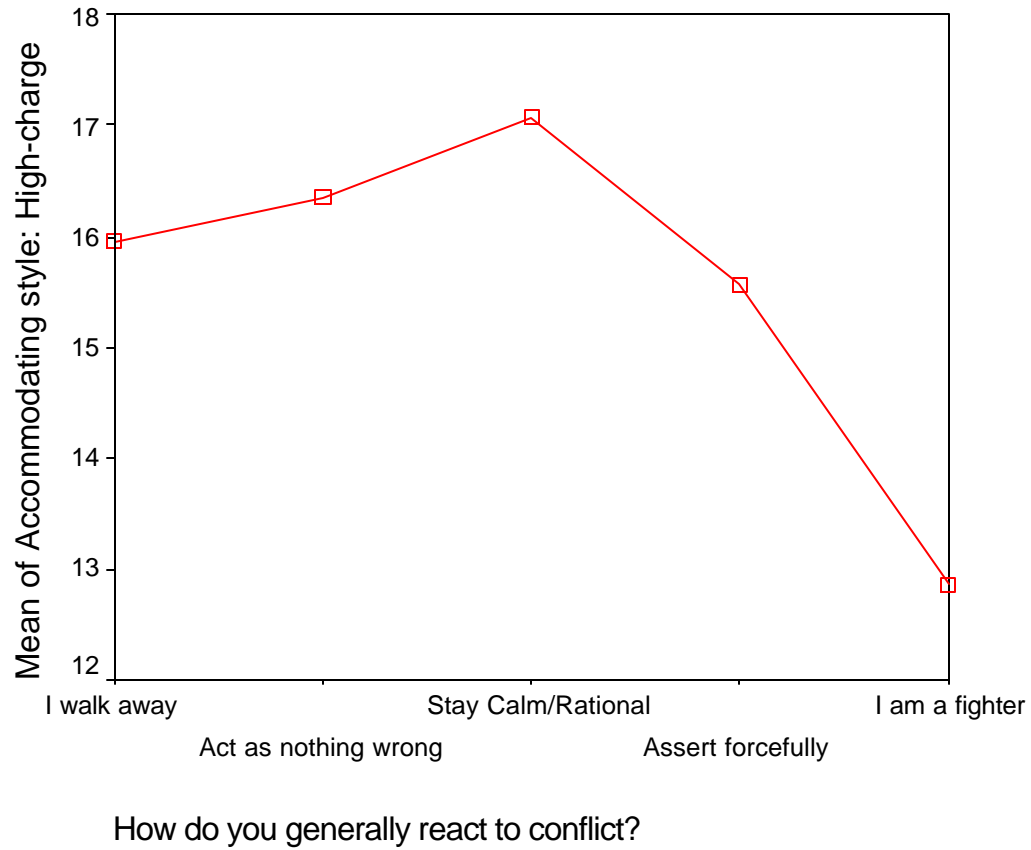
ACCOMODATING STYLE IN THE WORK/SCHOOL SPHERE AND REACTION TO CONFLICT



How do you generally react to conflict?

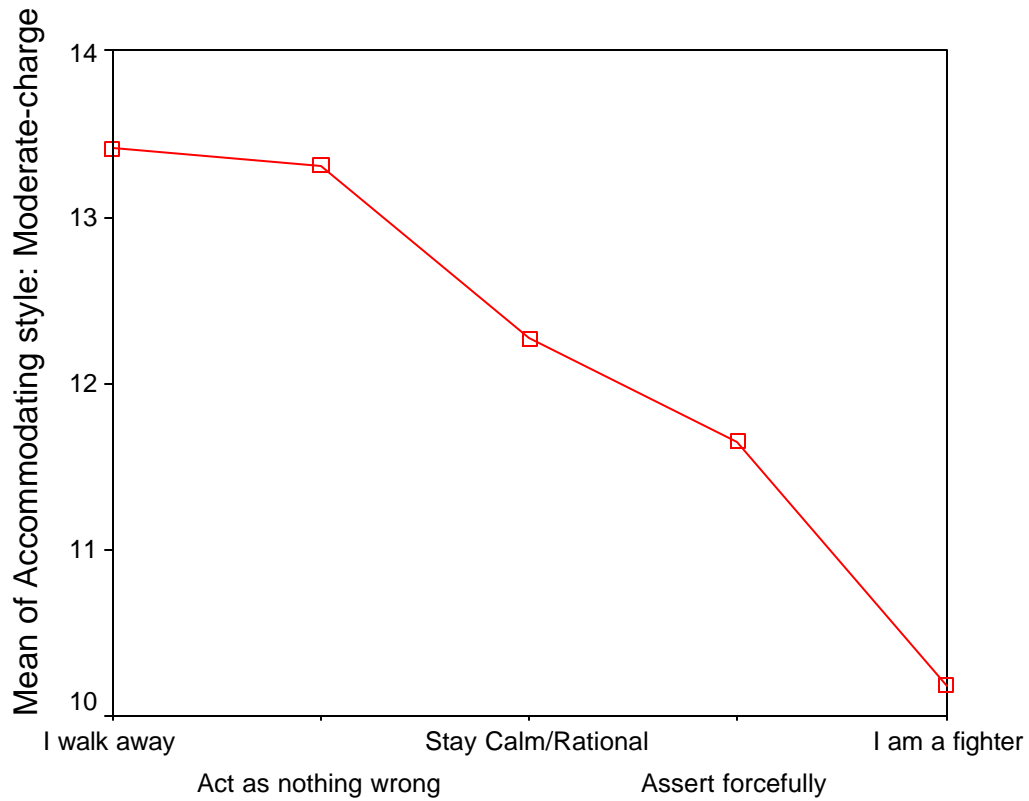
f) Accommodating Style and High-Charge Situations:

ACCOMODATING STYLE IN HIGH-CHARGE SITUATIONS AND REACTION TO CONFLICT



g) Accommodating Style and Moderate-Charge Situations:

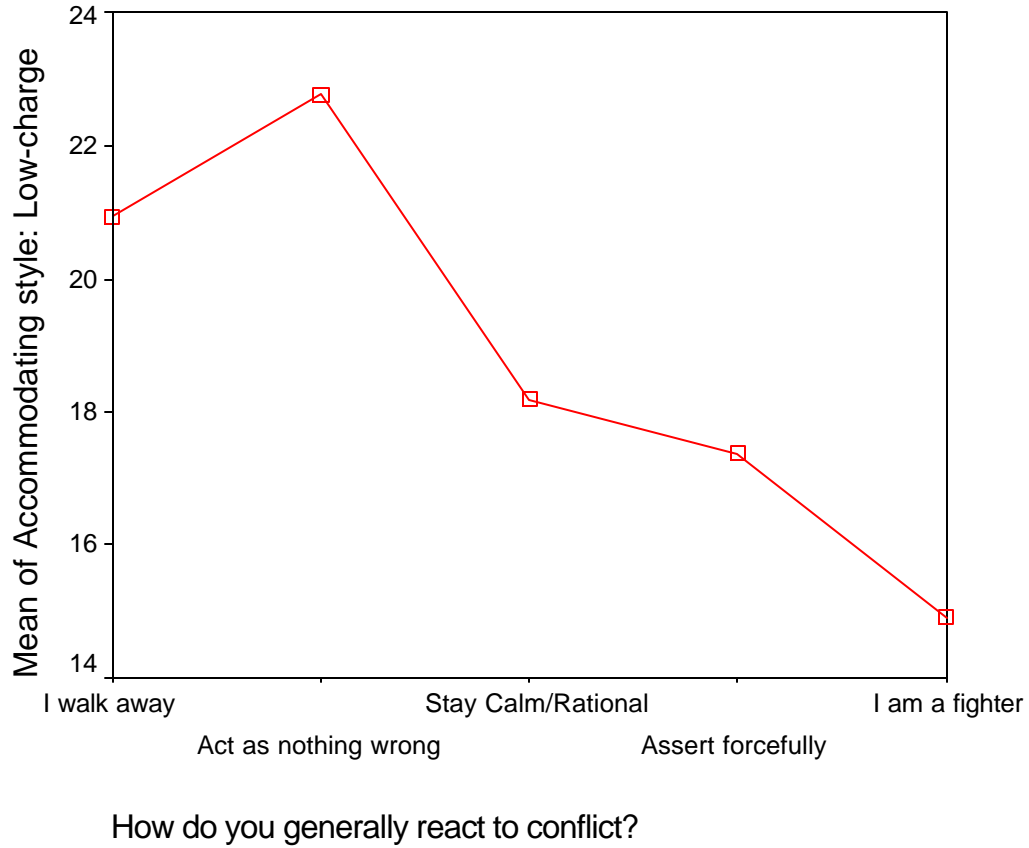
ACCOMODATING STYLE IN MODERATE-CHARGE SITUATIONS AND REACTION TO CONFLICT



How do you generally react to conflict?

h) Accommodating Style and Low-Charge Situations:

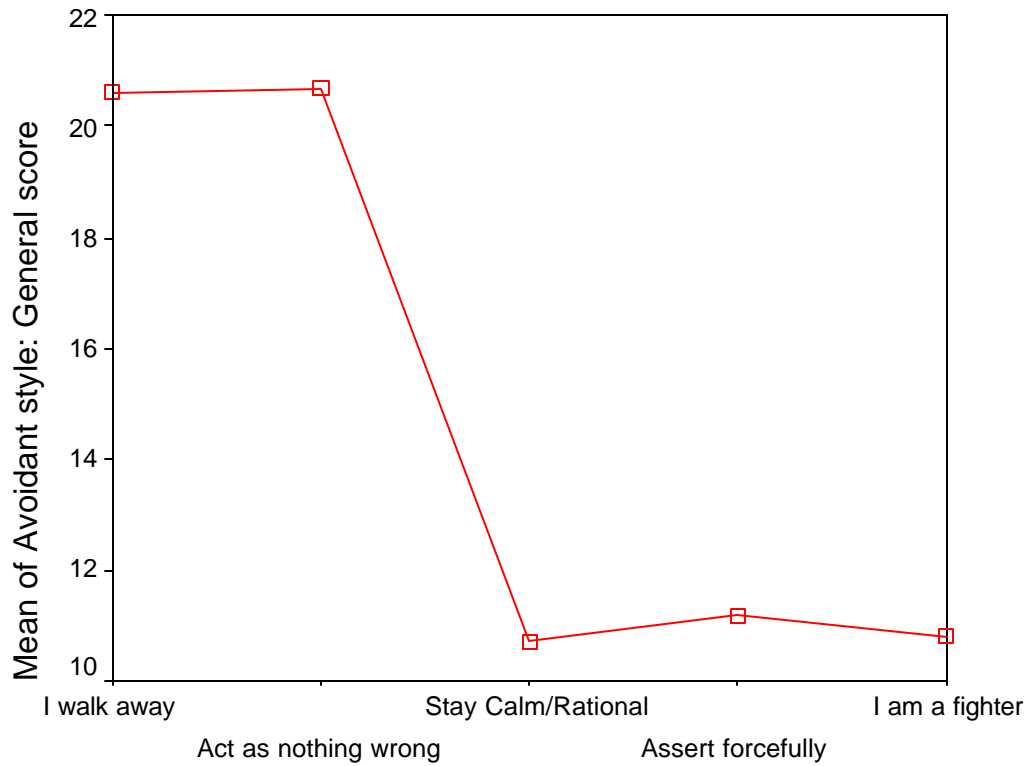
ACCOMODATING STYLE IN LOW-CHARGE SITUATIONS AND REACTION TO CONFLICT



2. Relationship between avoidant conflict management style and reaction to conflict

a) Avoidant Style and General Score:

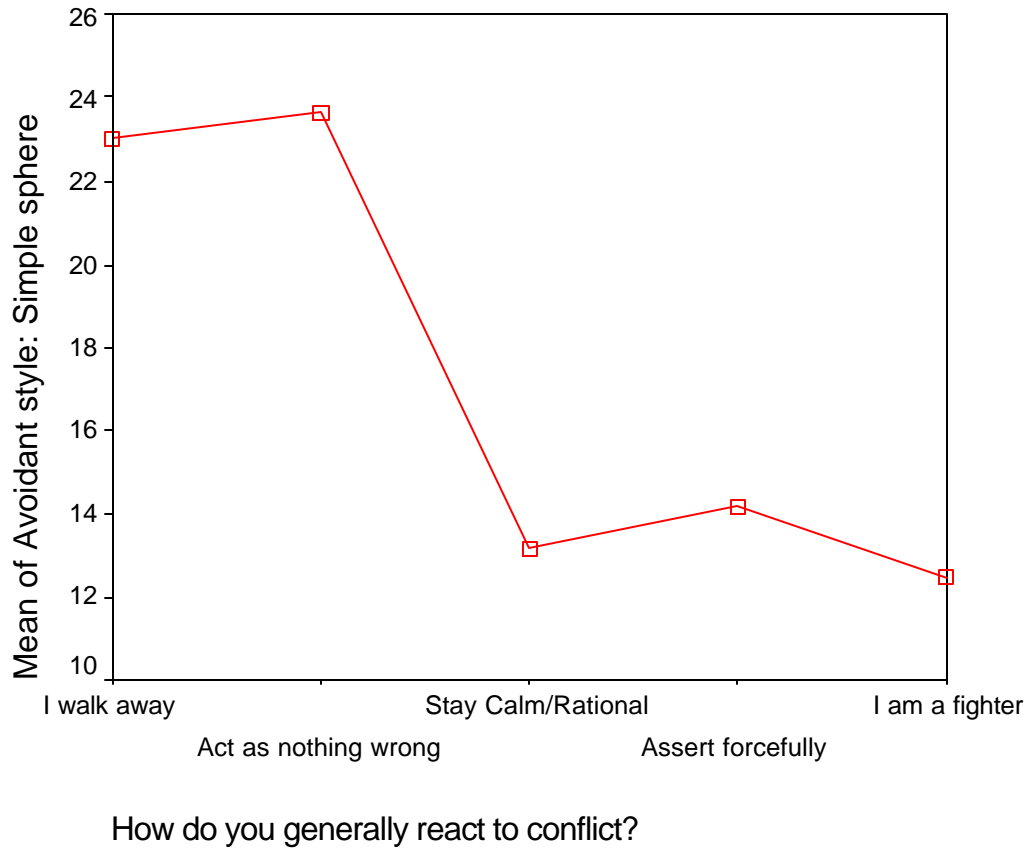
AVOIDANT STYLE AND REACTION TO CONFLICT



How do you generally react to conflict?

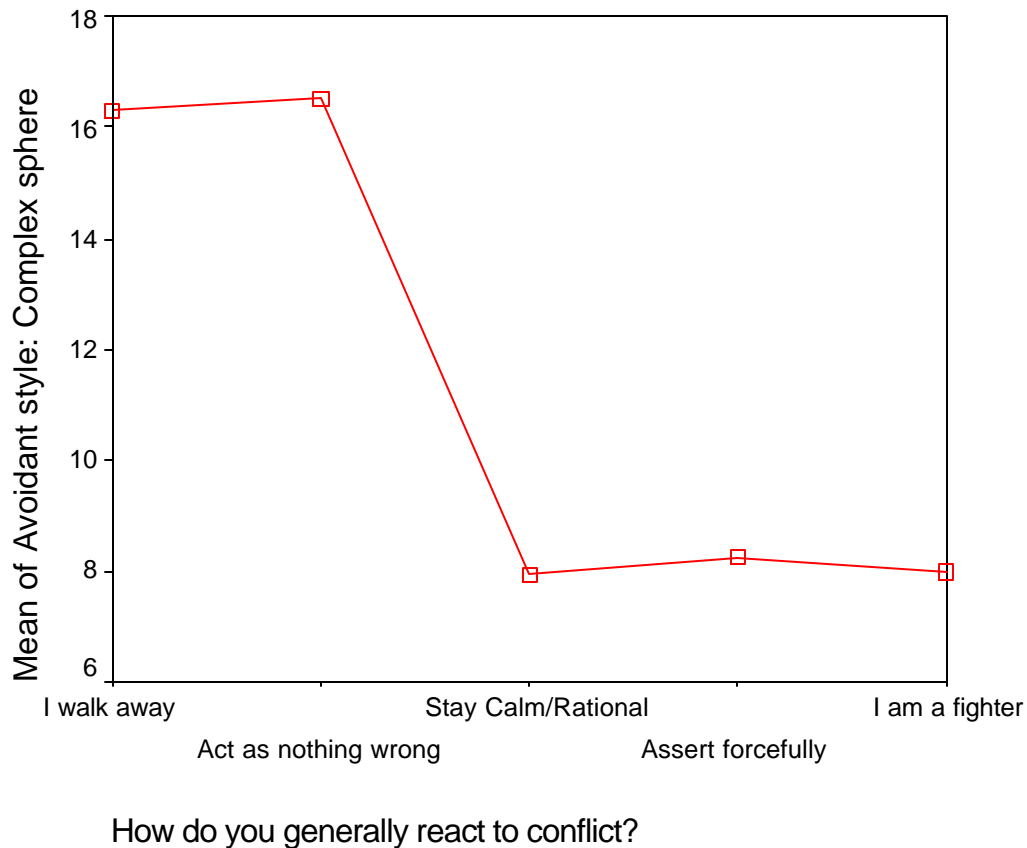
b) Avoidant Style and Simple Social Sphere:

AVOIDANT STYLE IN THE SIMPLE SOCIAL SPHERE AND REACTION TO CONFLICT



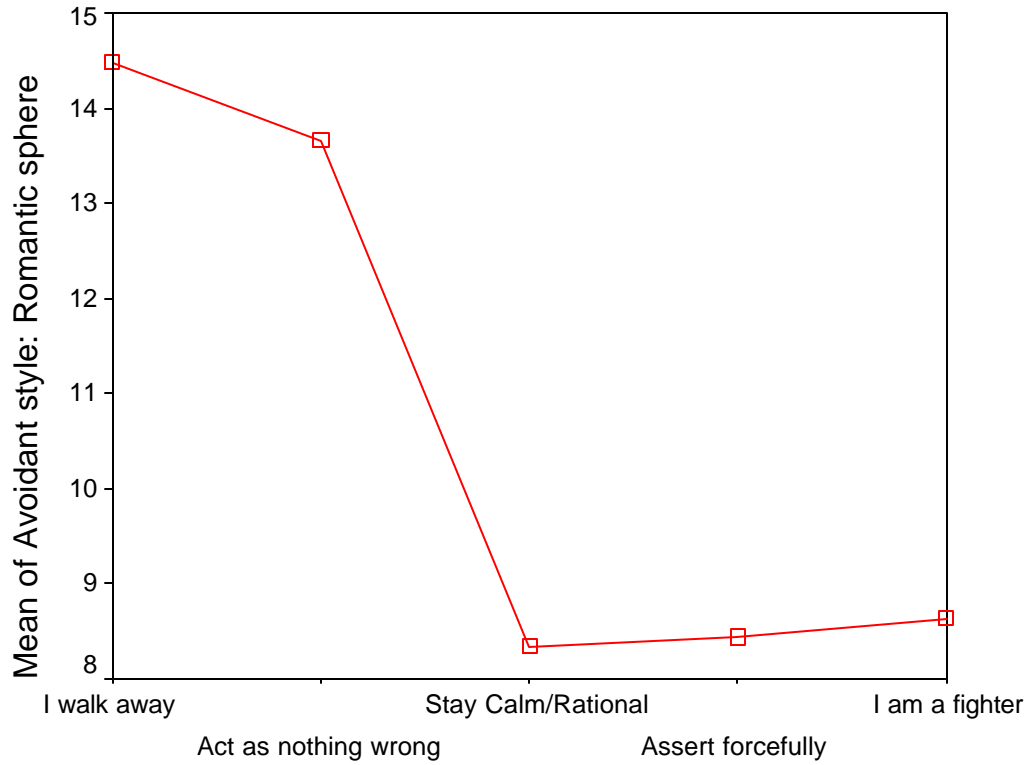
c) Avoidant Style and Complex Social Sphere

AVOIDANT STYLE IN THE COMPLEX SOCIAL SPHERE AND REACTION TO CONFLICT



d) Avoidant Style and Romantic Sphere:

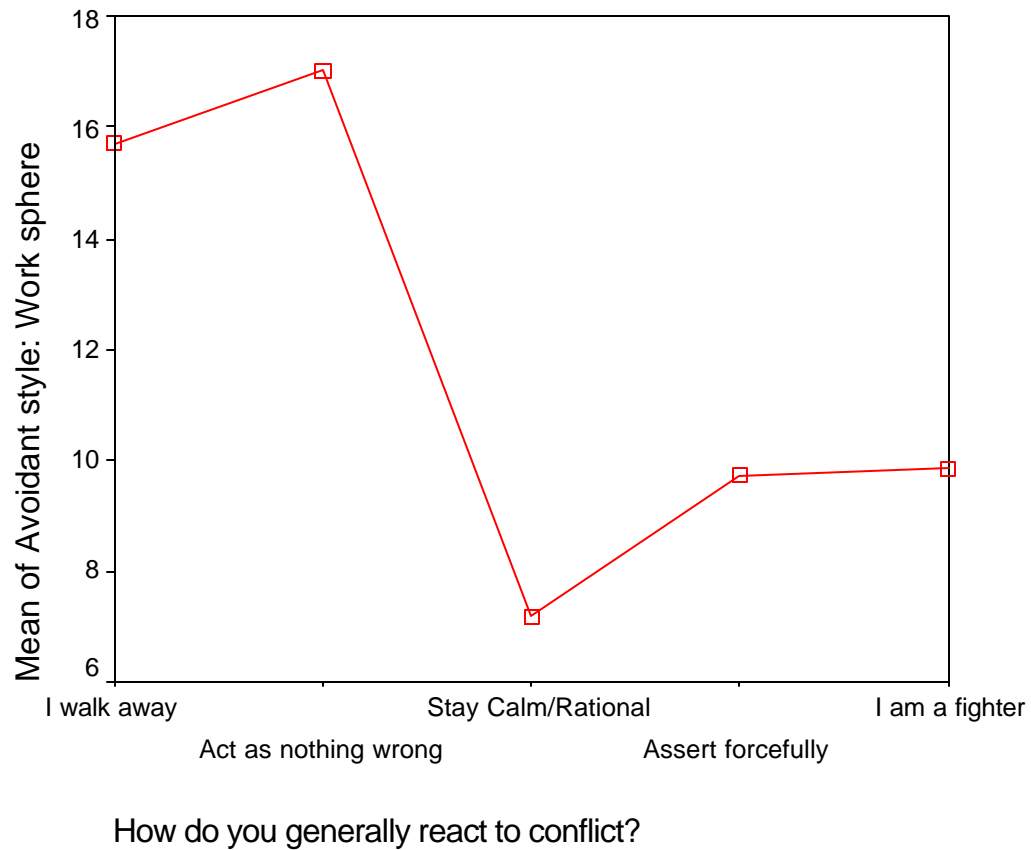
AVOIDANT STYLE IN THE ROMANTIC SPHERE AND REACTION TO CONFLICT



How do you generally react to conflict?

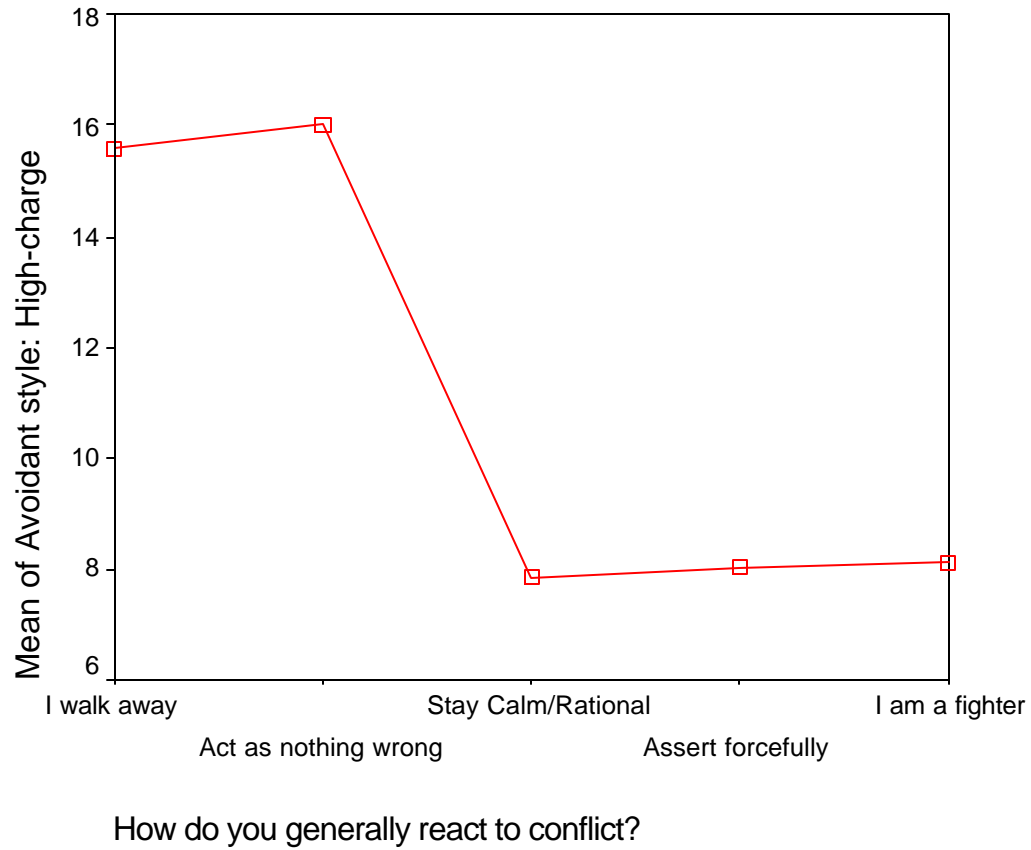
e) Avoidant Style and Work/School Sphere:

AVOIDANT STYLE IN THE WORK/SCHOOL SPHERE AND REACTION TO CONFLICT



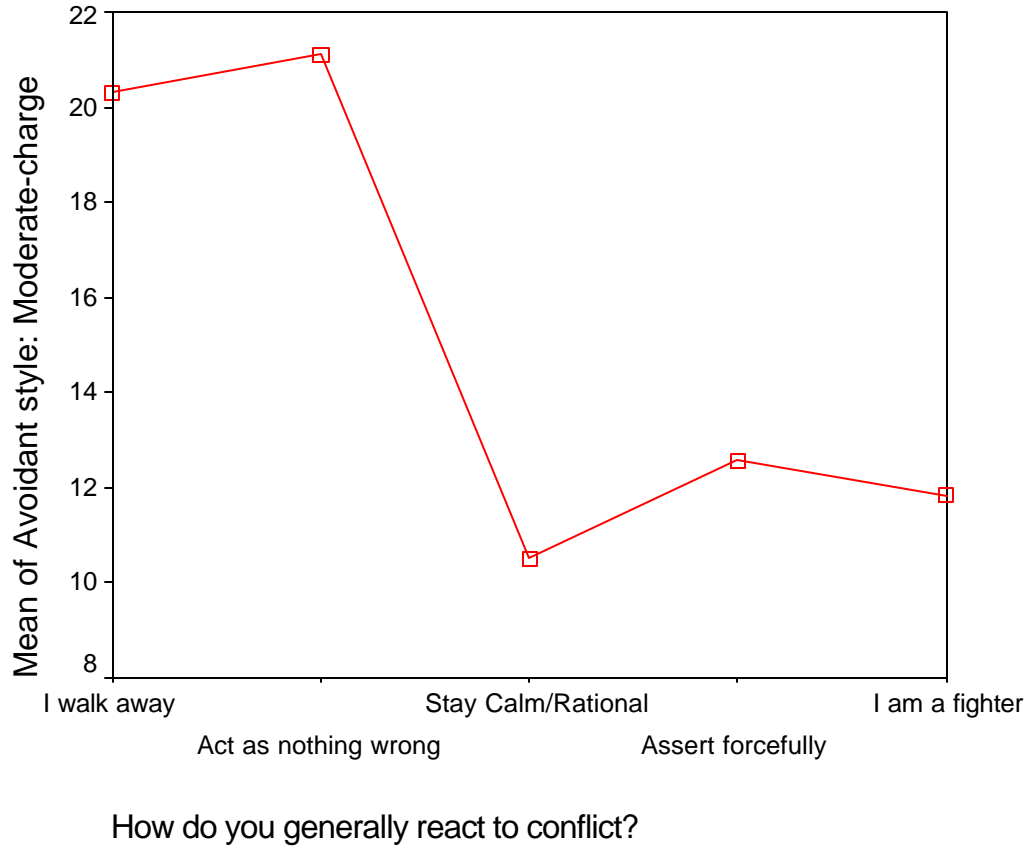
f) Avoidant Style and High-Charge Situations:

AVOIDANT STYLE IN HIGH-CHARGE SITUATIONS AND REACTION TO CONFLICT



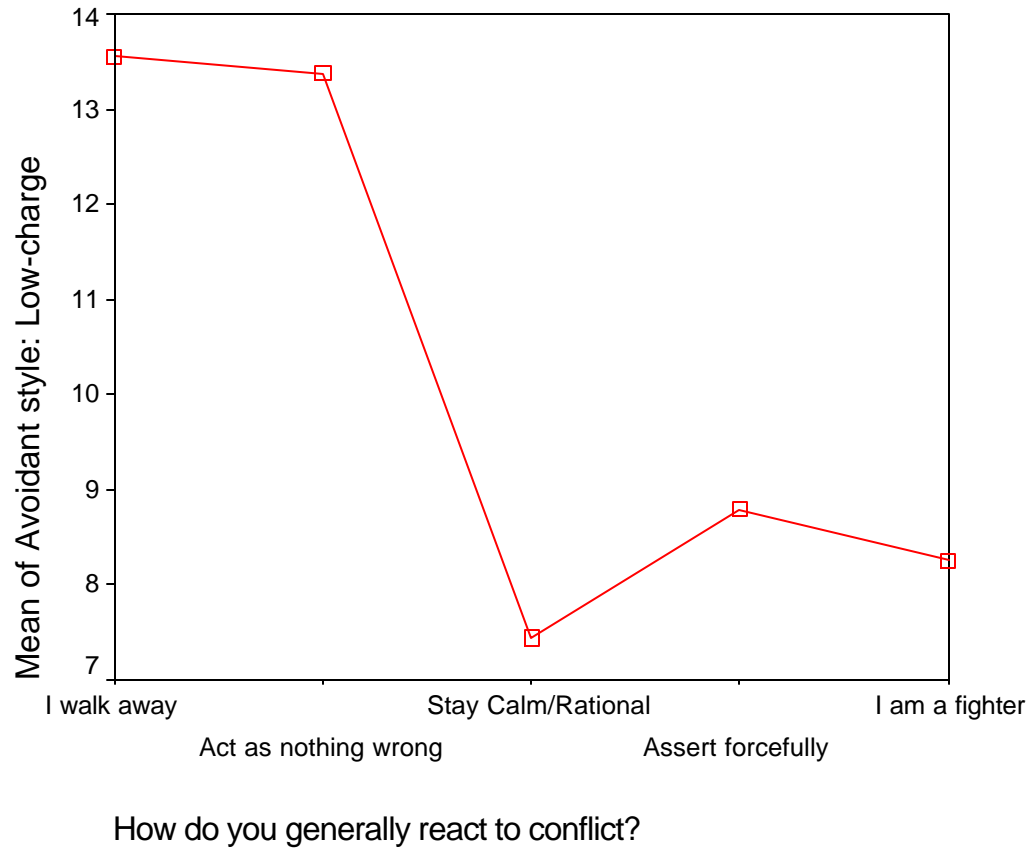
g) Avoidant Style and Moderate-Charge Situations:

AVOIDANT STYLE IN MODERATE-CHARGE SITUATIONS AND REACTION TO CONFLICT



h) Avoidant Style and Low-Charge Situations:

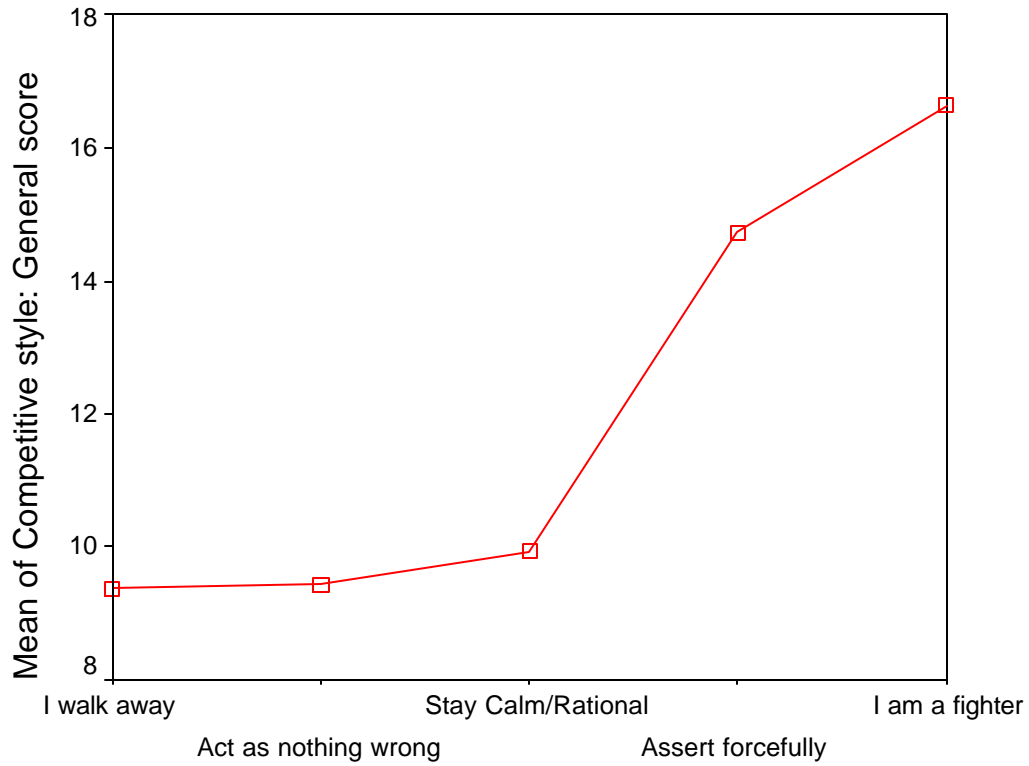
AVOIDANT STYLE IN LOW-CHARGE SITUATIONS AND REACTION TO CONFLICT



3. Relationship between competitive conflict management style and reaction to conflict

a) Competitive Style and General Score:

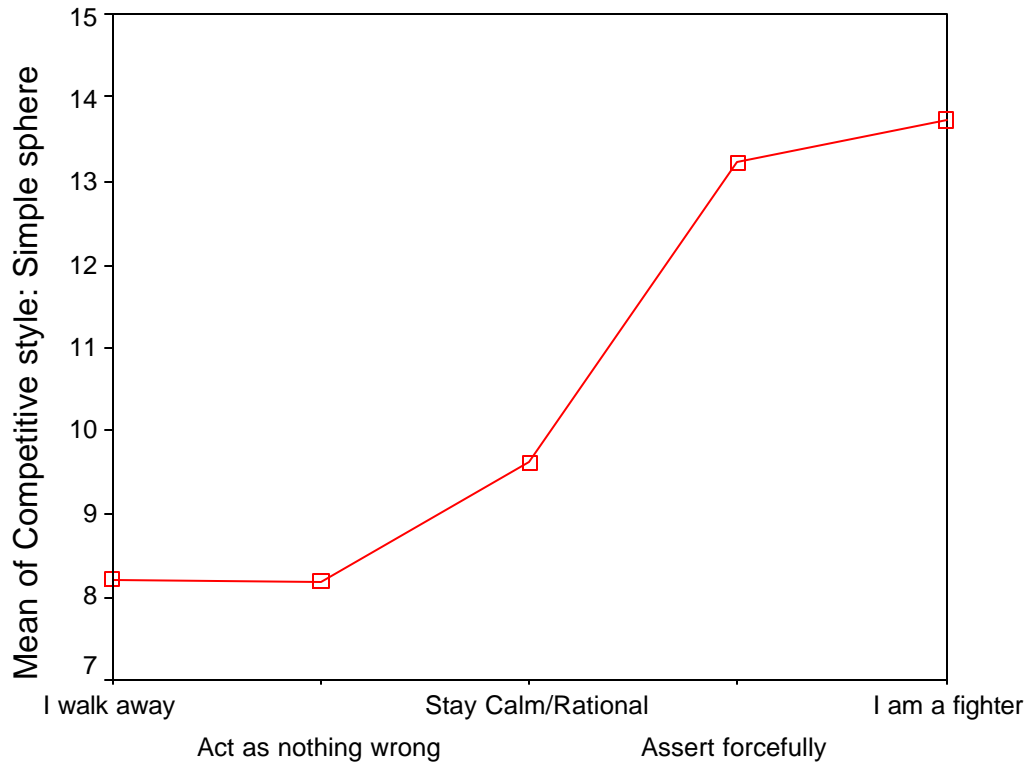
COMPETITIVE CONFLICT MANAGEMENT STYLE AND REACTION TO CONFLICT



How do you generally react to conflict?

b) Competitive Style and Simple Social Sphere:

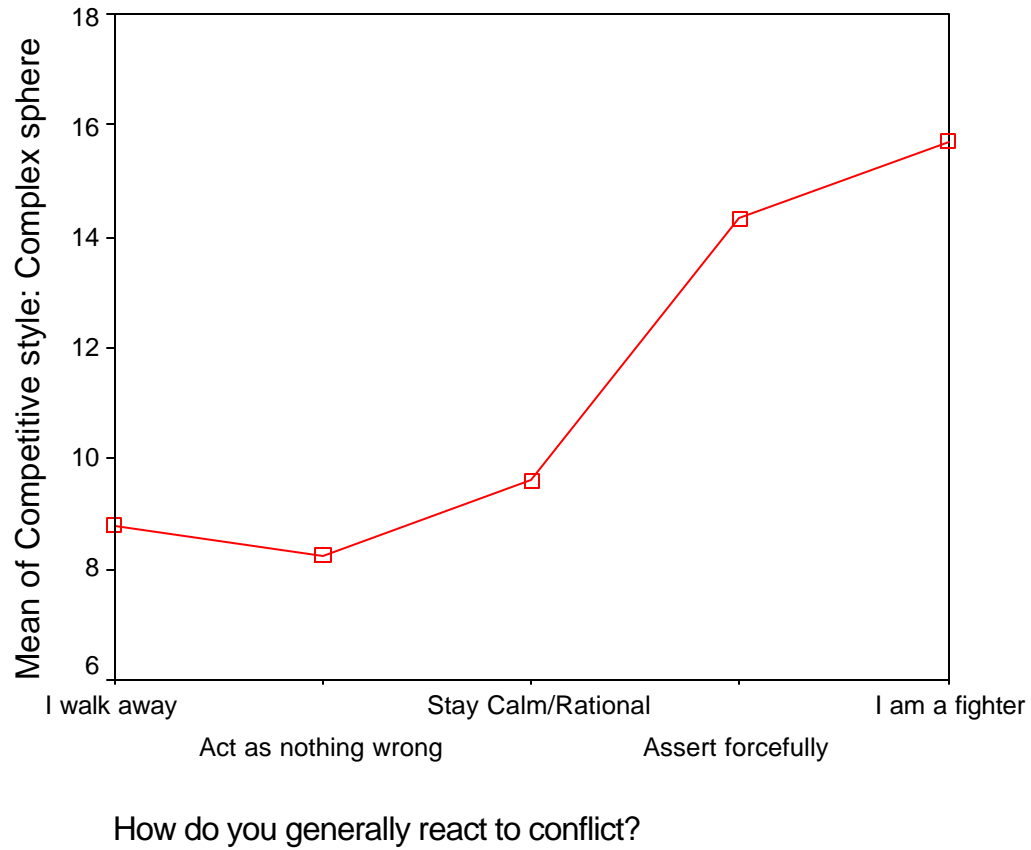
COMPETITIVE STYLE IN THE SIMPLE SOCIAL SPHERE AND REACTION TO CONFLICT



How do you generally react to conflict?

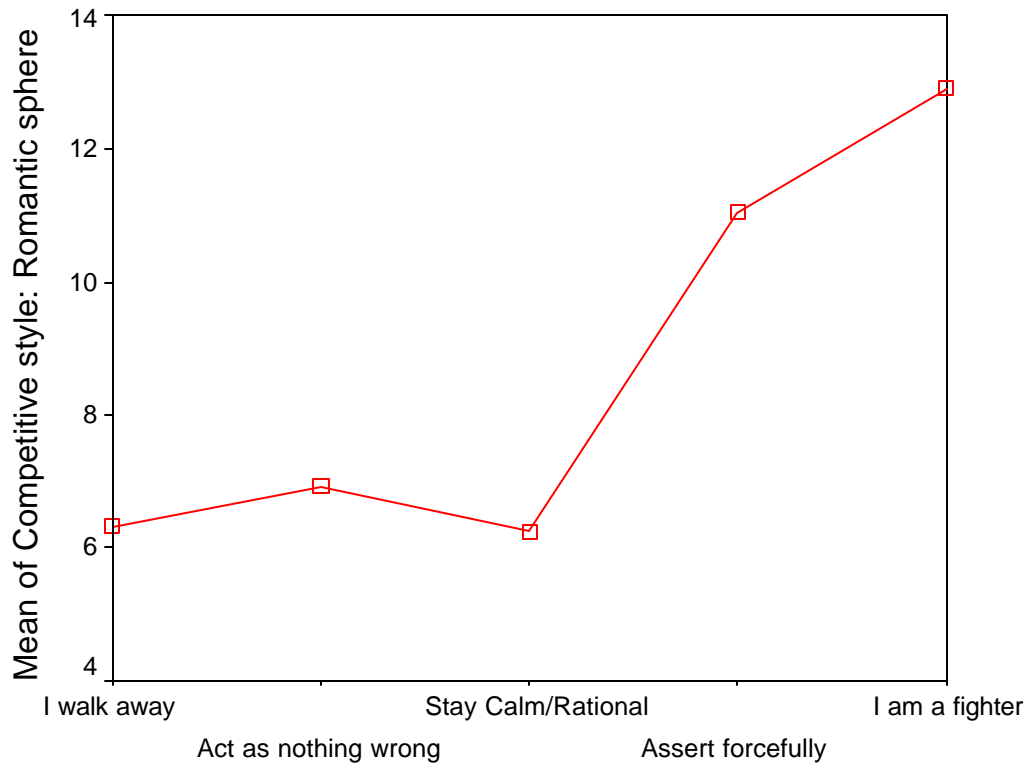
c) Competitive Style and Complex Social Sphere

COMPETITIVE STYLE IN THE COMPLEX SOCIAL SPHERE AND REACTION TO CONFLICT



d) Competitive Style and Romantic Sphere:

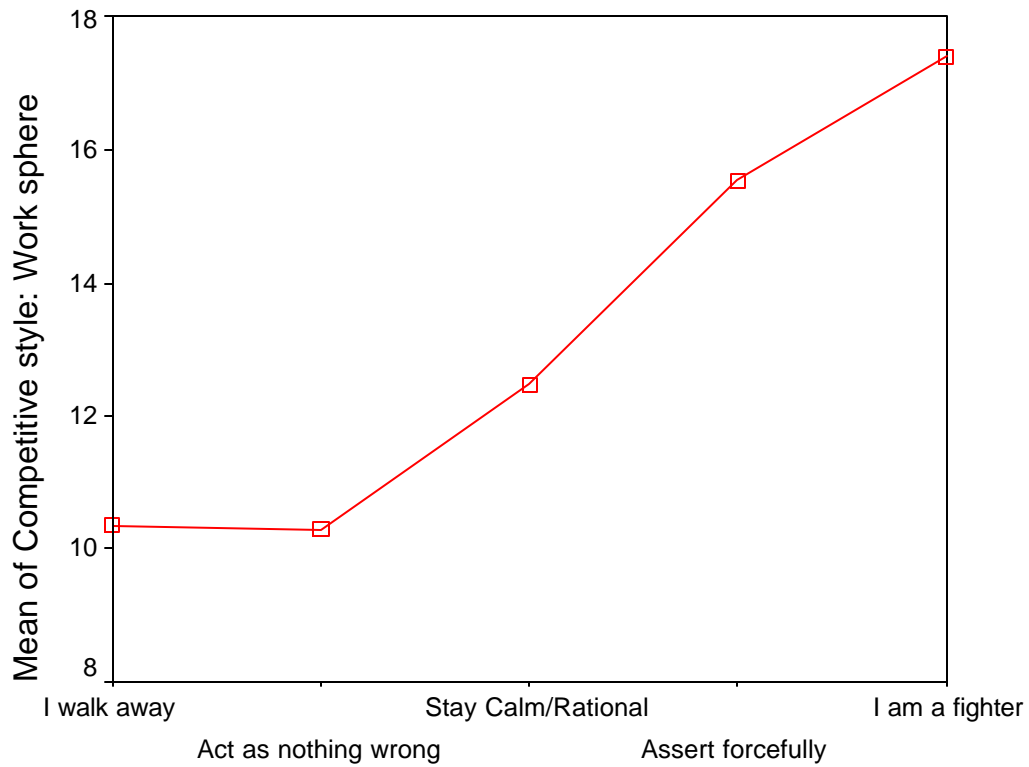
COMPETITIVE STYLE IN THE ROMANTIC SPHERE AND REACTION TO CONFLICT



How do you generally react to conflict?

e) Competitive Style and Work/School Sphere:

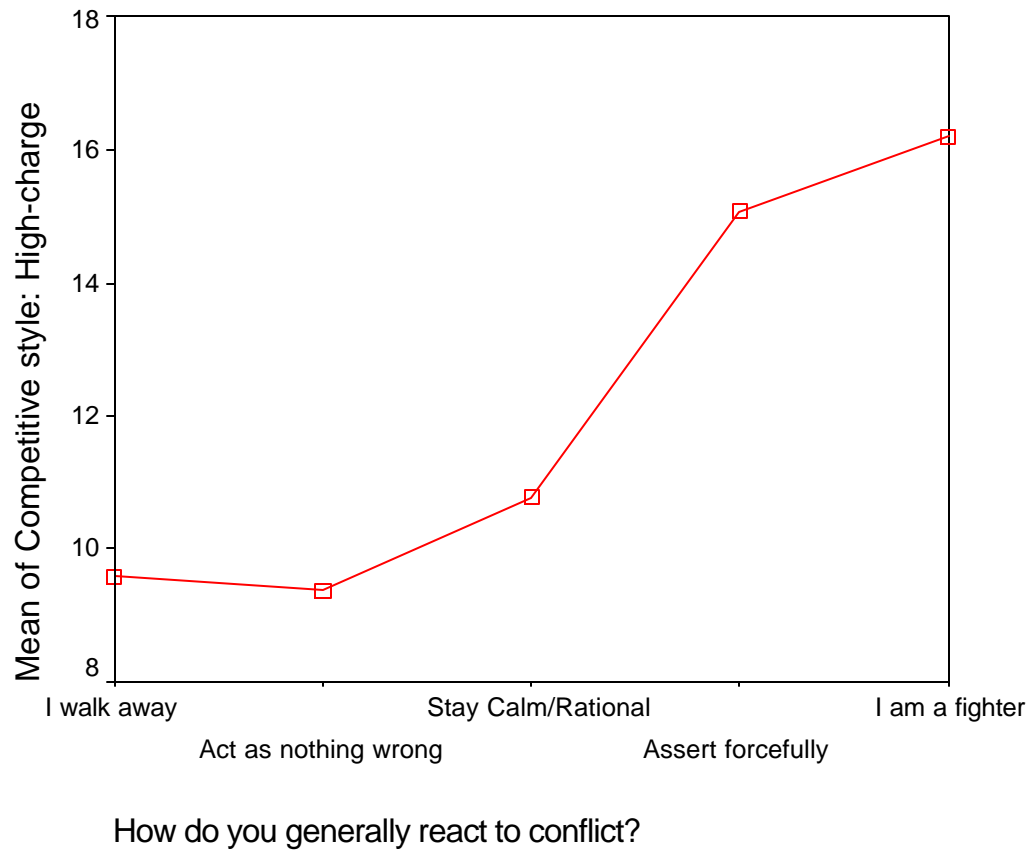
COMPETITIVE STYLE IN THE WORK/SCHOOL SPHERE AND REACTION TO CONFLICT



How do you generally react to conflict?

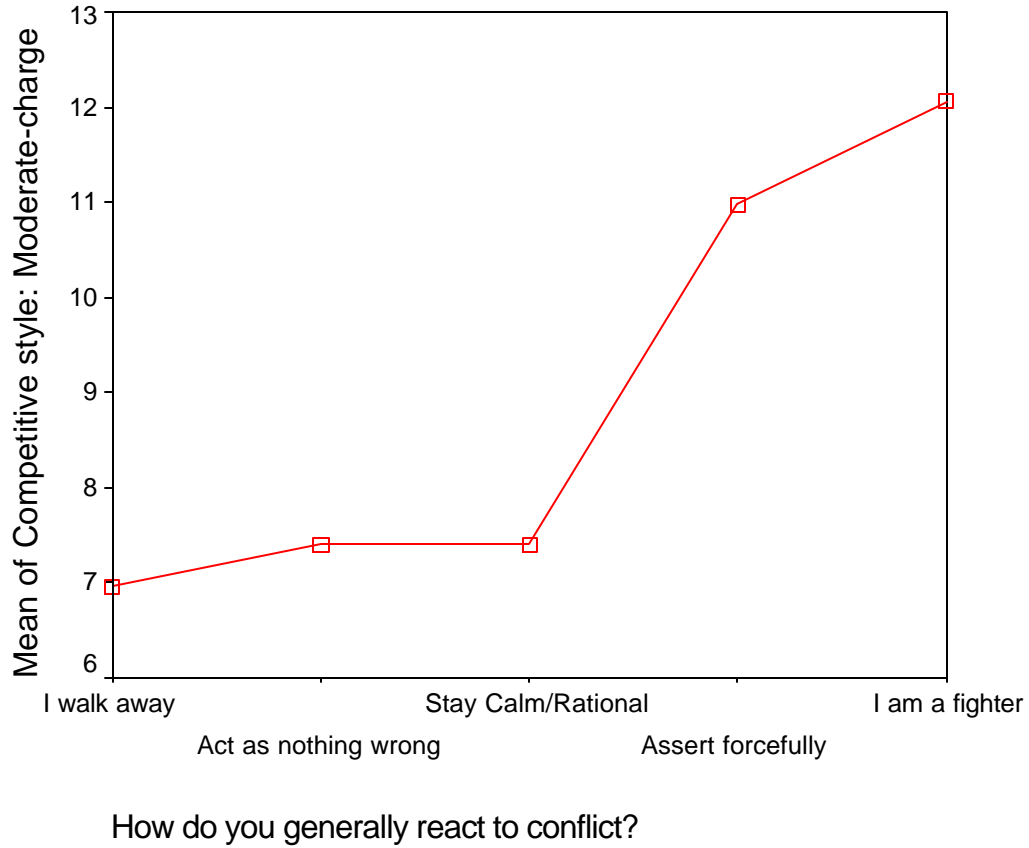
f) Competitive Style and High-Charge Situations:

COMPETITIVE STYLE IN HIGH-CHARGE SITUATIONS AND REACTION TO CONFLICT



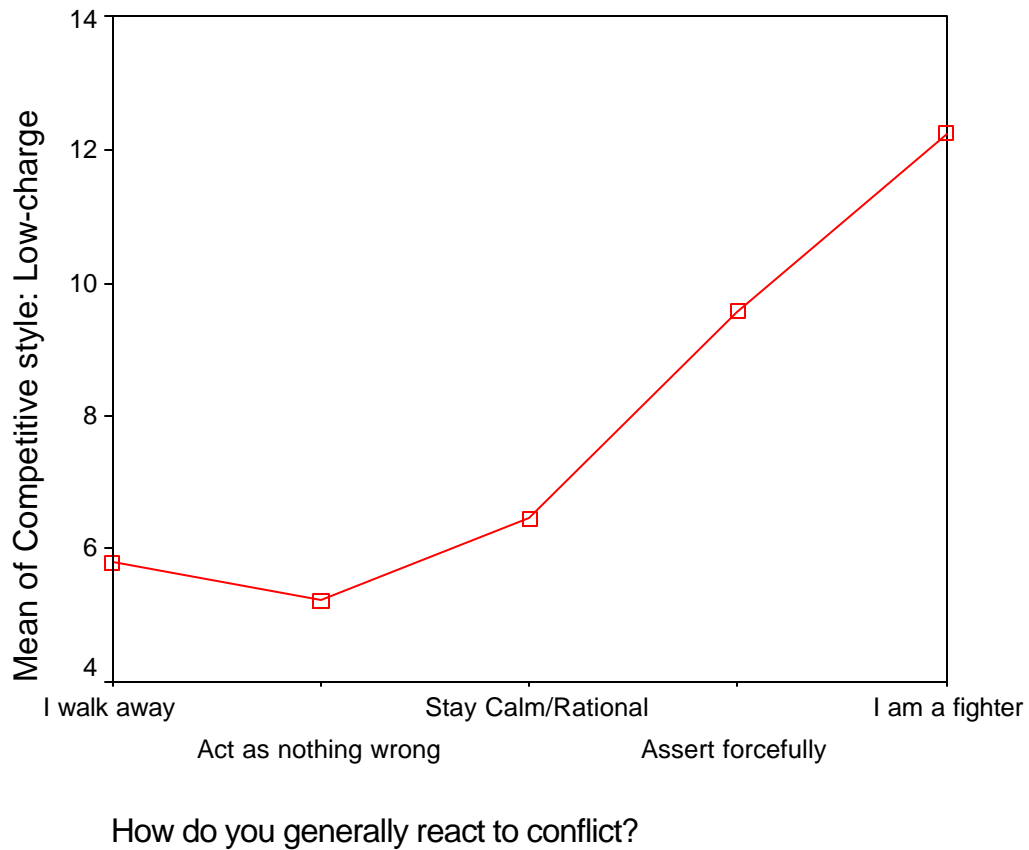
g) Competitive Style and Moderate-Charge Situations:

COMPETITIVE STYLE IN MODERATE-CHARGE SITUATIONS AND REACTION TO CONFLICT



h) Competitive Style and Low-Charge Situations:

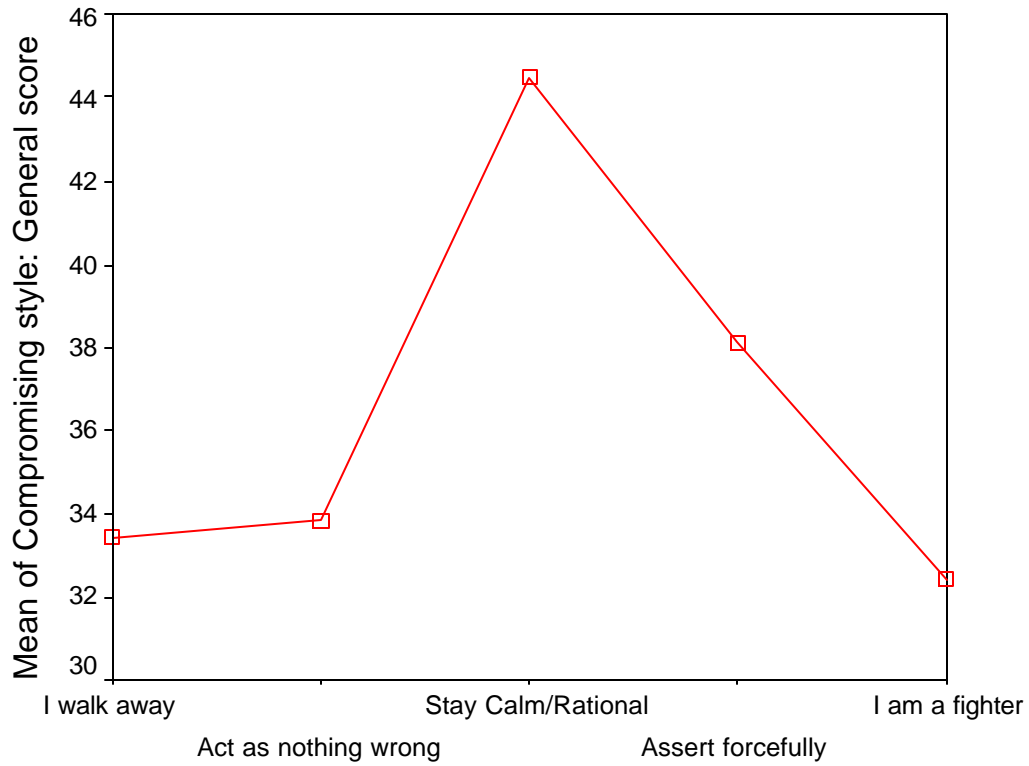
COMPETITIVE STYLE IN LOW-CHARGE SITUATIONS AND REACTION TO CONFLICT



4. Relationship between compromising conflict management style and reaction to conflict

a) Compromising Style and General Score:

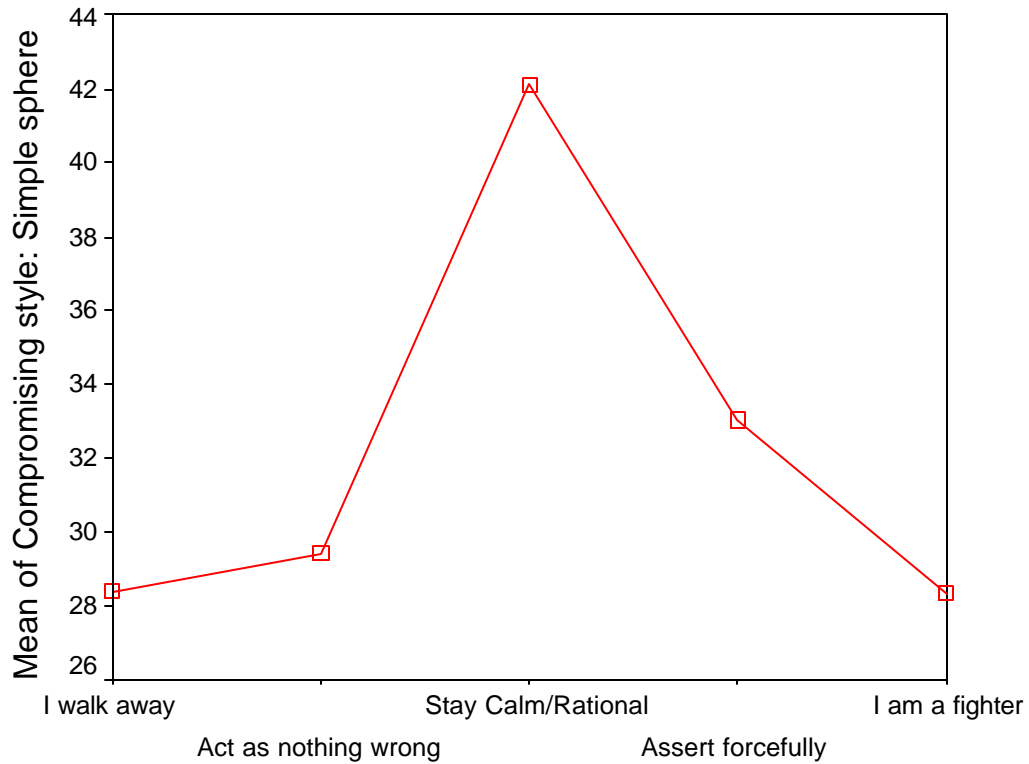
COMPROMISING CONFLICT MANAGEMENT STYLE AND REACTION TO CONFLICT



How do you generally react to conflict?

b) Compromising Style and Simple Social Sphere:

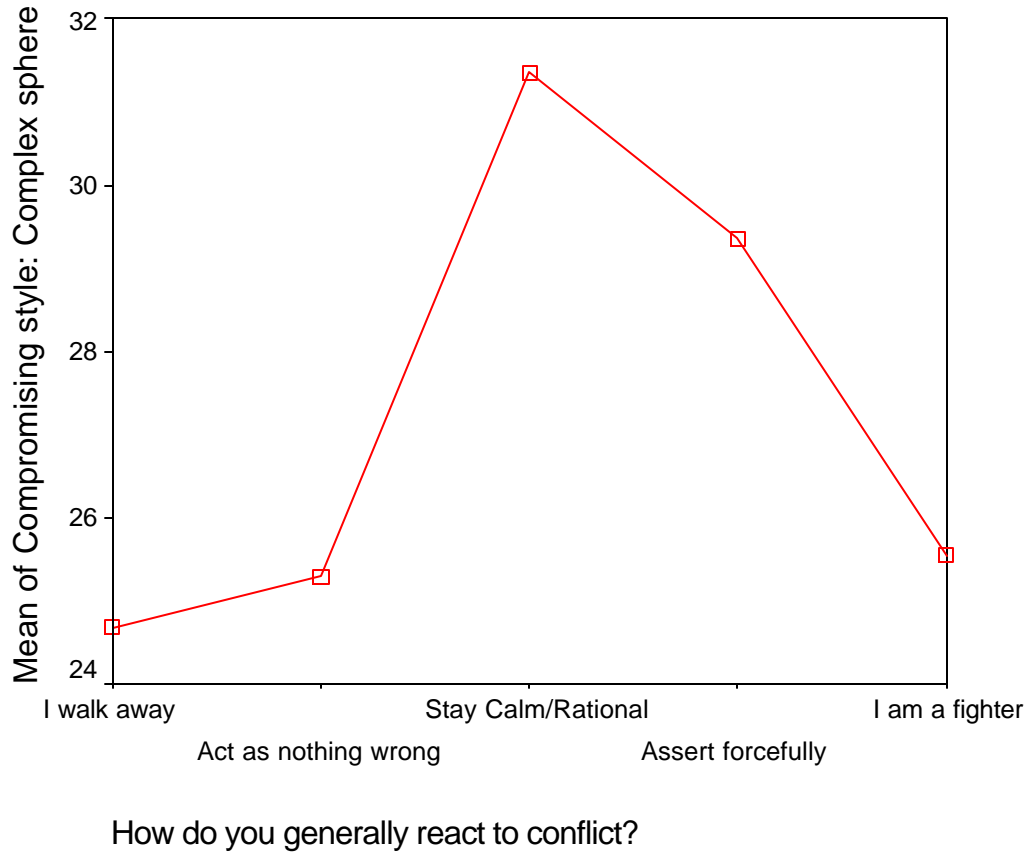
COMPROMISING STYLE IN THE SIMPLE SOCIAL SPHERE AND REACTIN TO CONFLICT



How do you generally react to conflict?

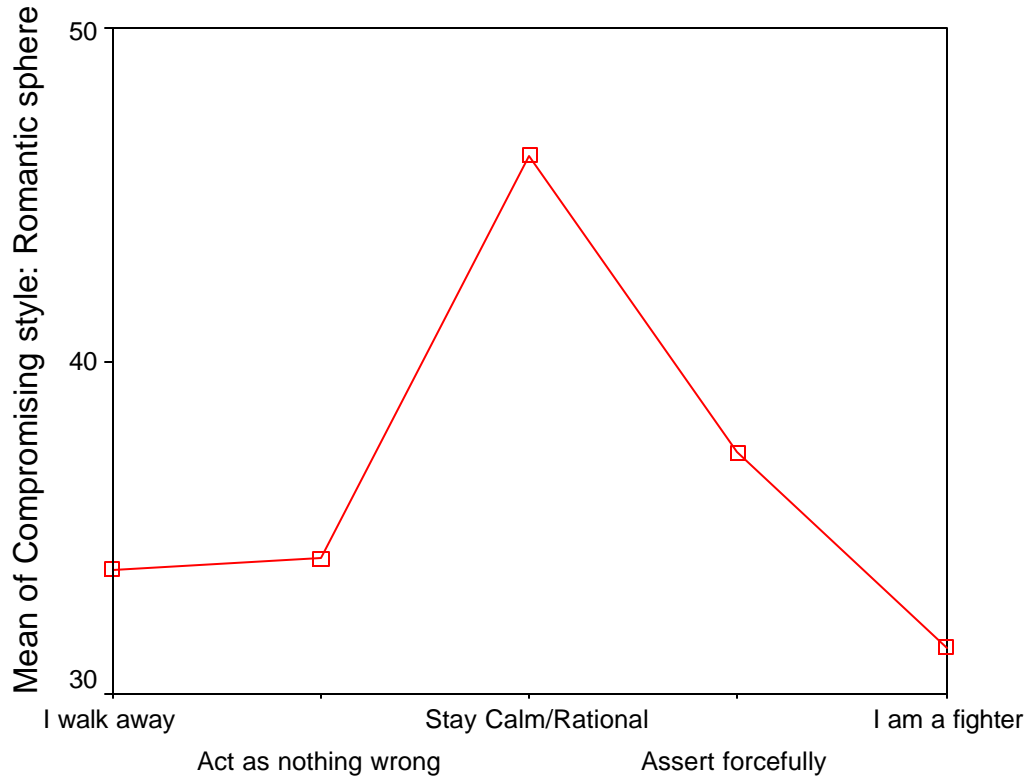
c) Compromising Style and Complex Social Sphere

COMPROMISING STYLE IN THE COMPLEX SOCIAL SPHERE AND REACTIN TO CONFLICT



d) Compromising Style and Romantic Sphere:

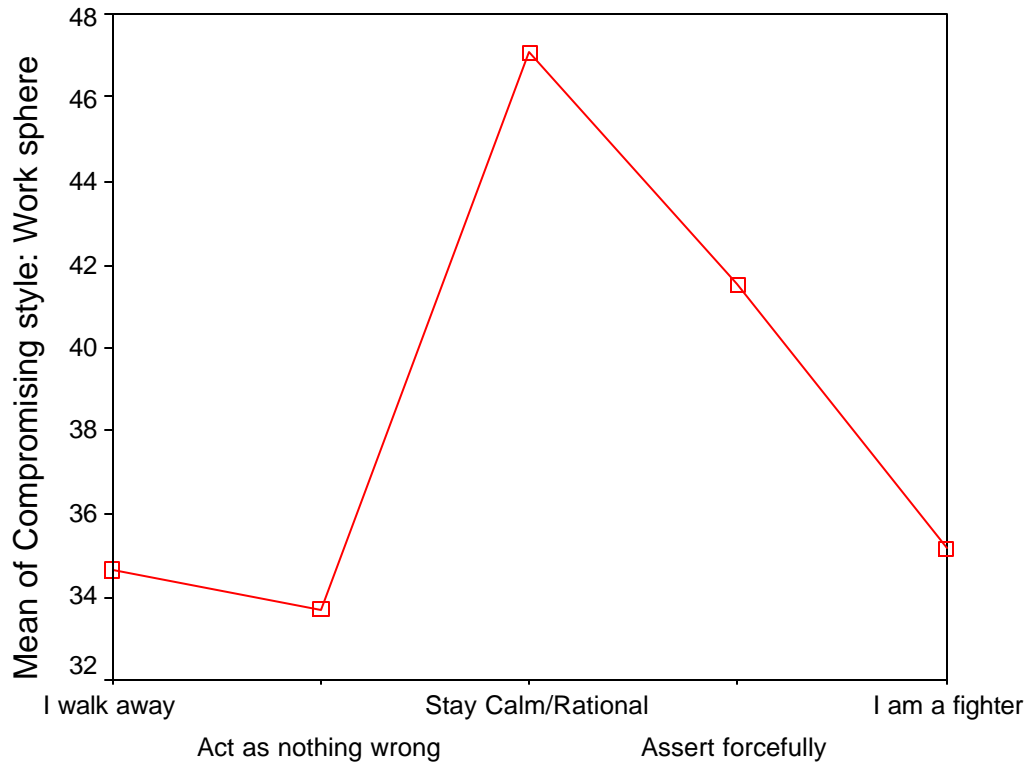
COMPROMISING STYLE IN THE ROMANTIC SPHERE AND REACTIN TO CONFLICT



How do you generally react to conflict?

e) Compromising Style and Work/School Sphere:

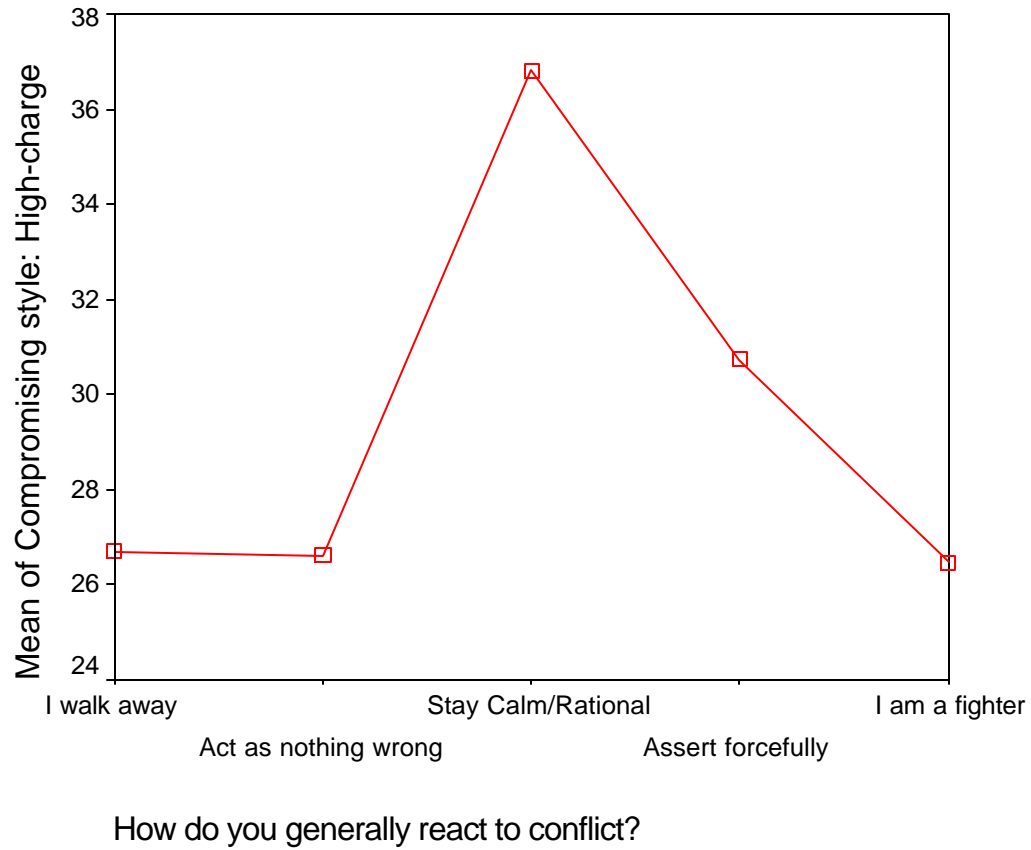
COMPROMISING STYLE IN THE WORK/SCHOOL SPHERE AND REACTION TO CONFLICT



How do you generally react to conflict?

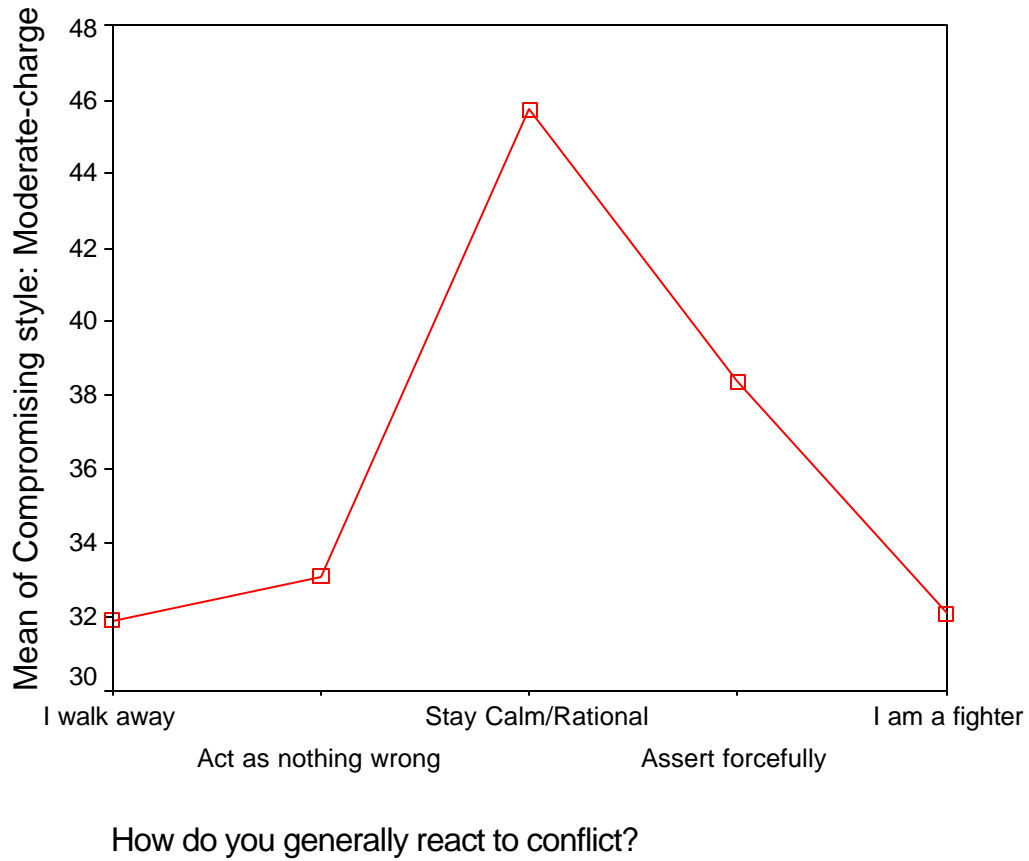
f) Compromising Style and High-Charge Situations:

COMPROMISING STYLE IN HIGH-CHARGE SITUATIONS AND REACTIN TO CONFLICT



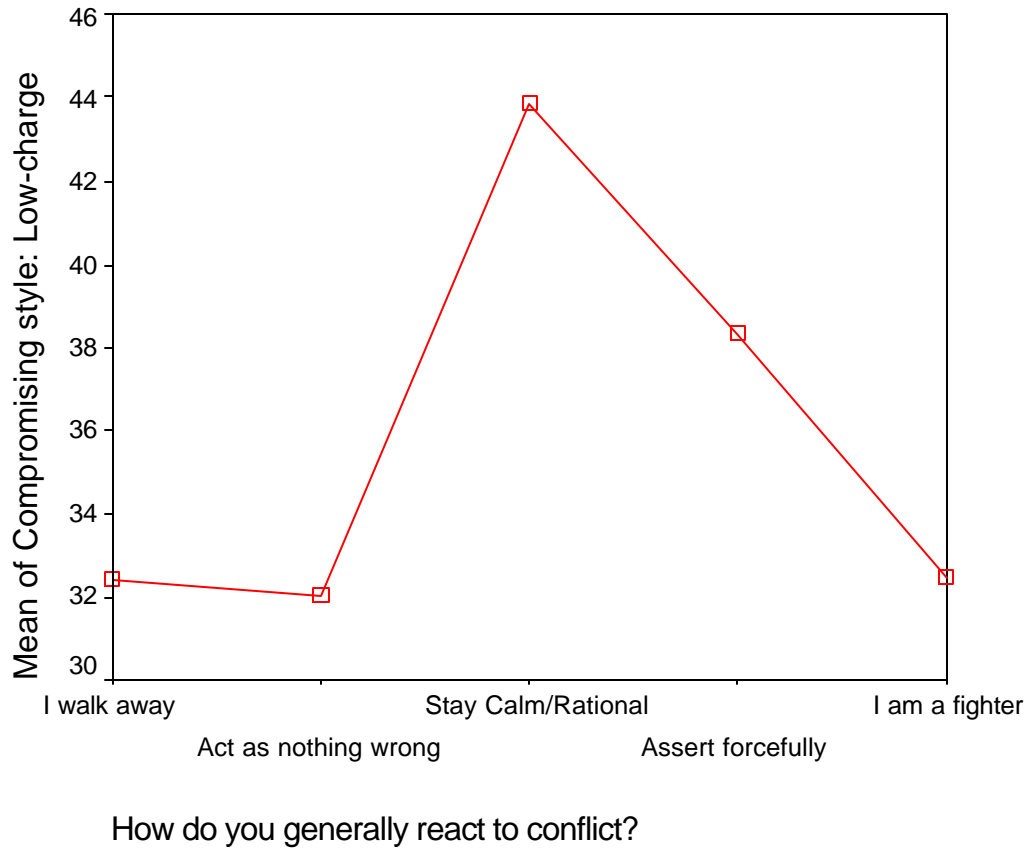
g) Compromising Style and Moderate-Charge Situations:

COMPROMISING STYLE IN MODERATE-CHARGE SITUATIONS AND REACTIN TO CONFLICT



h) Compromising Style and Low-Charge Situations:

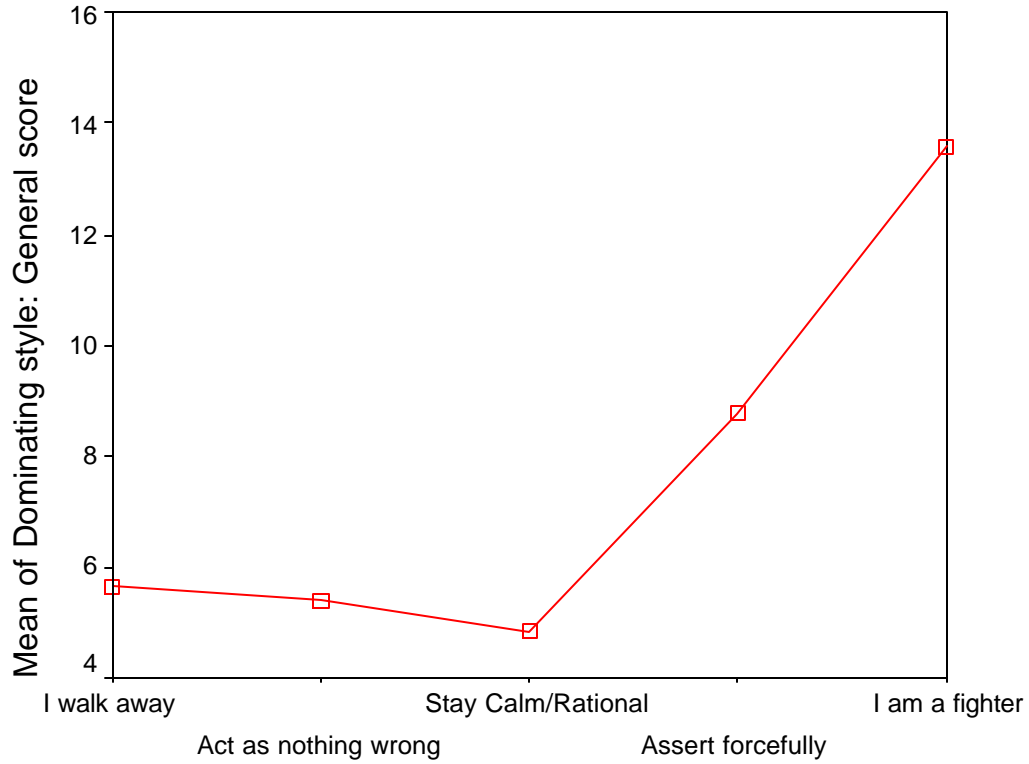
COMPROMISING STYLE IN LOW-CHARGE SITUATIONS AND REACTIN TO CONFLICT



5. Relationship between dominating conflict management style and reaction to conflict

a) Dominating Style and General Score:

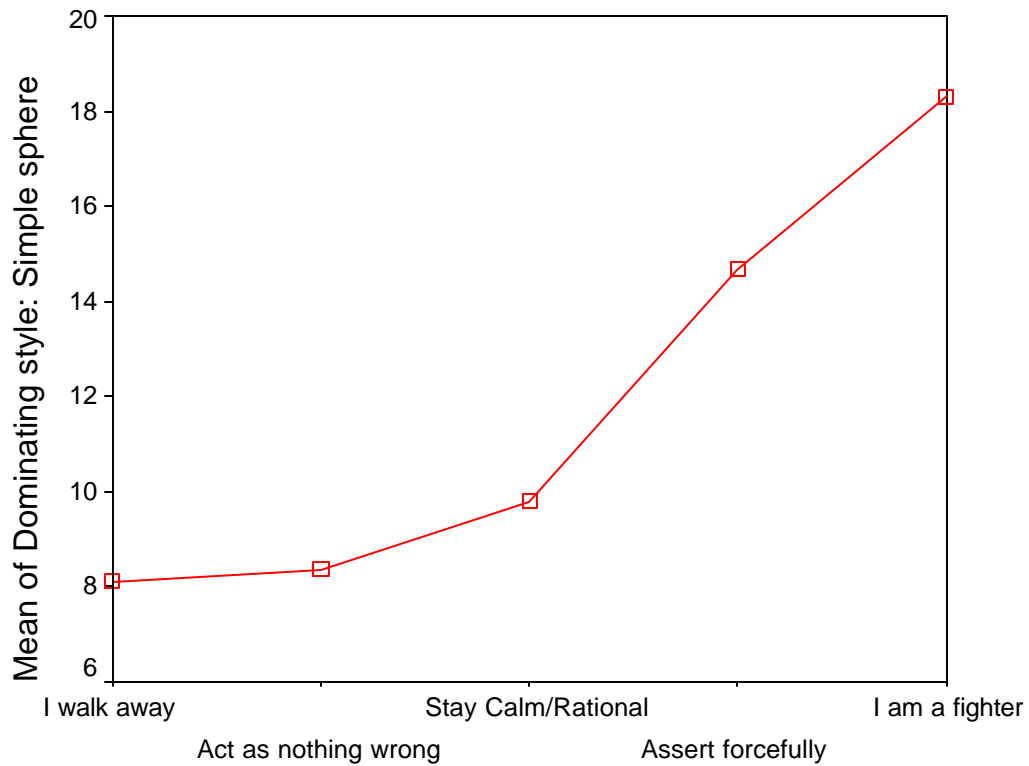
DOMINATING CONFLICT MANAGEMENT STYLE AND REACTION TO CONFLICT



How do you generally react to conflict?

b) Dominating Style and Simple Social Sphere:

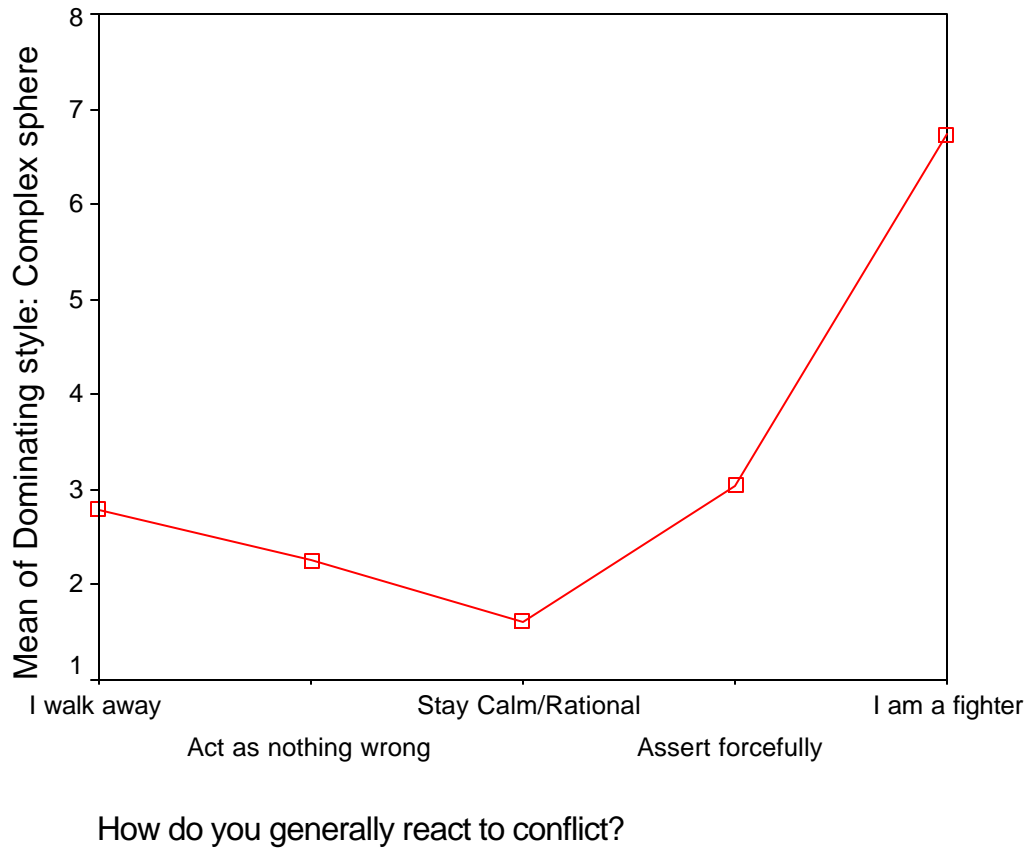
DOMINATING STYLE IN THE SIMPLE SOCIAL SPHERE AND REACTION TO CONFLICT



How do you generally react to conflict?

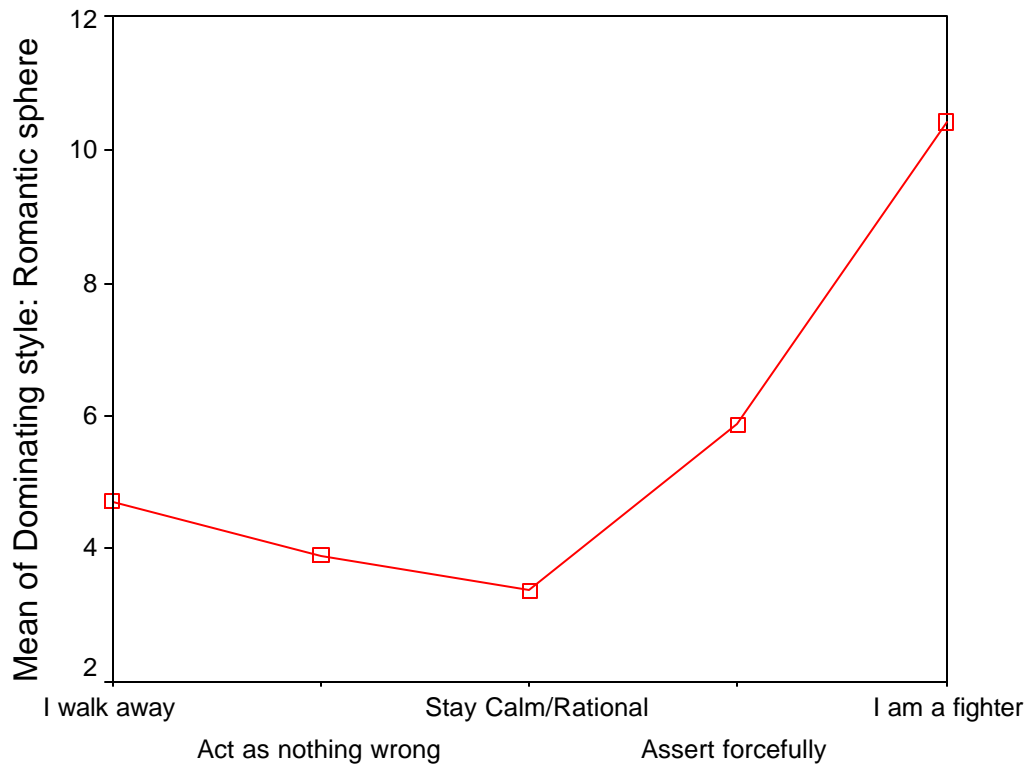
c) Dominating Style and Complex Social Sphere

DOMINATING STYLE IN THE COMPLEX SOCIAL SPHERE AND REACTION TO CONFLICT



d) Dominating Style and Romantic Sphere:

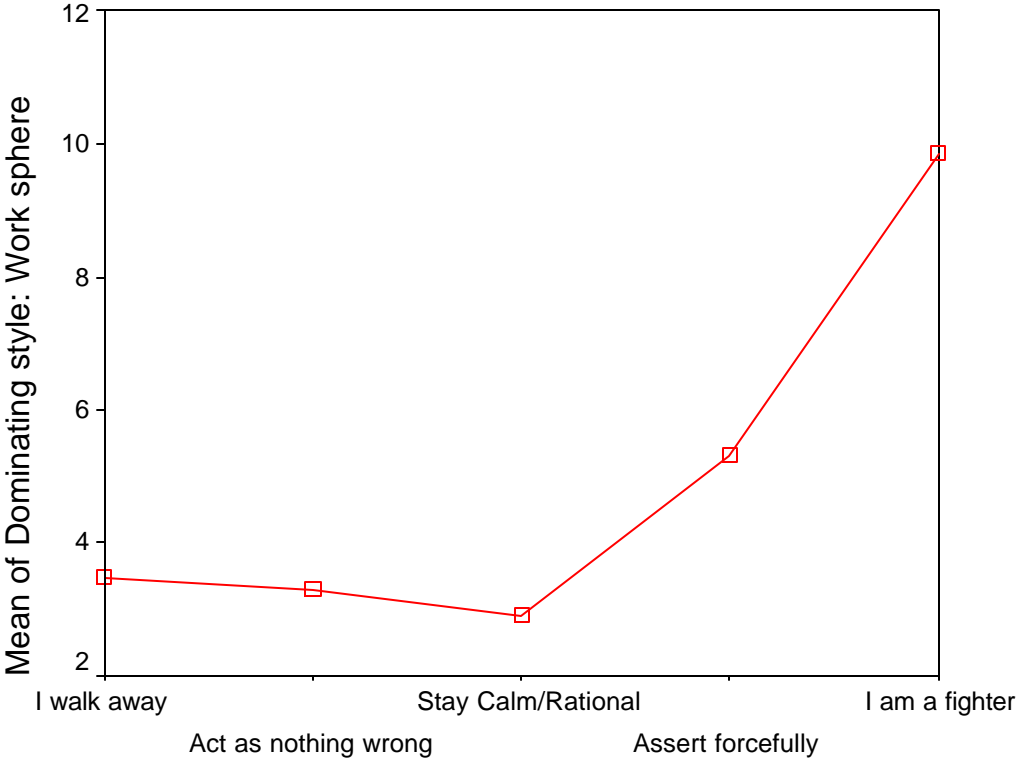
DOMINATING STYLE IN THE ROMANTIC SPHERE AND REACTION TO CONFLICT



How do you generally react to conflict?

e) Dominating Style and Work/School Sphere:

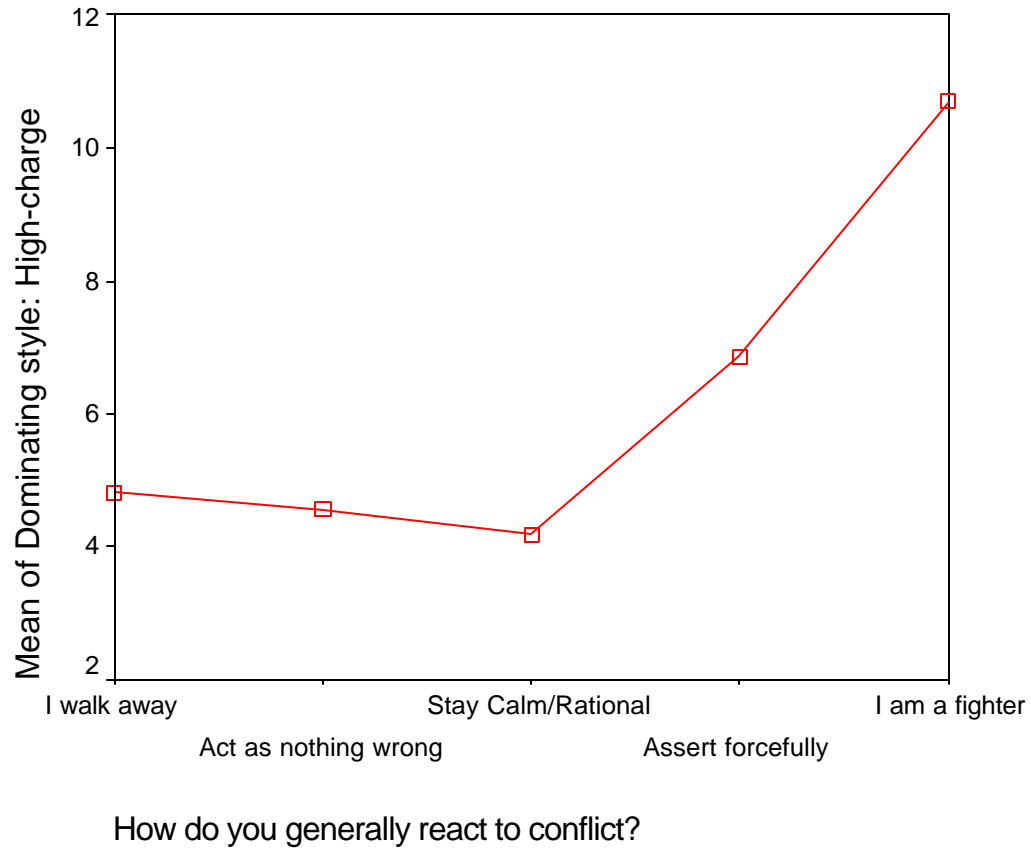
DOMINATING STYLE IN THE WORK/SCHOOL SPHERE AND REACTION TO CONFLICT



How do you generally react to conflict?

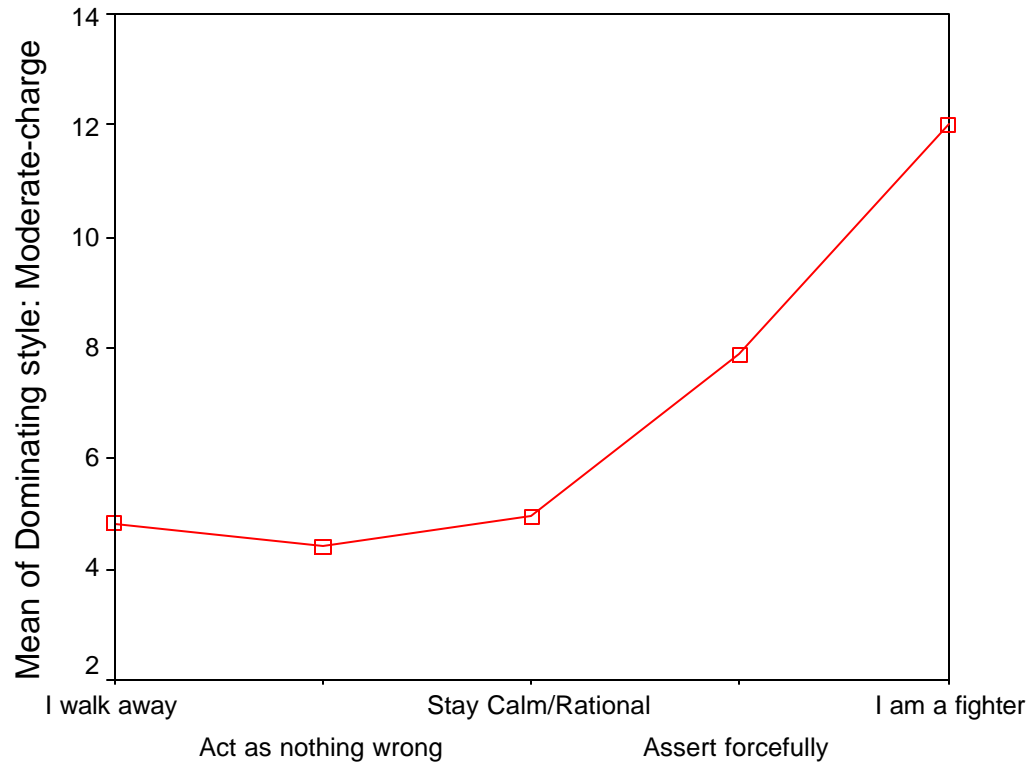
f) Dominating Style and High-Charge Situations:

DOMINATING STYLE IN HIGH-CHARGE SITUATIONS AND REACTION TO CONFLICT



g) Dominating Style and Moderate-Charge Situations:

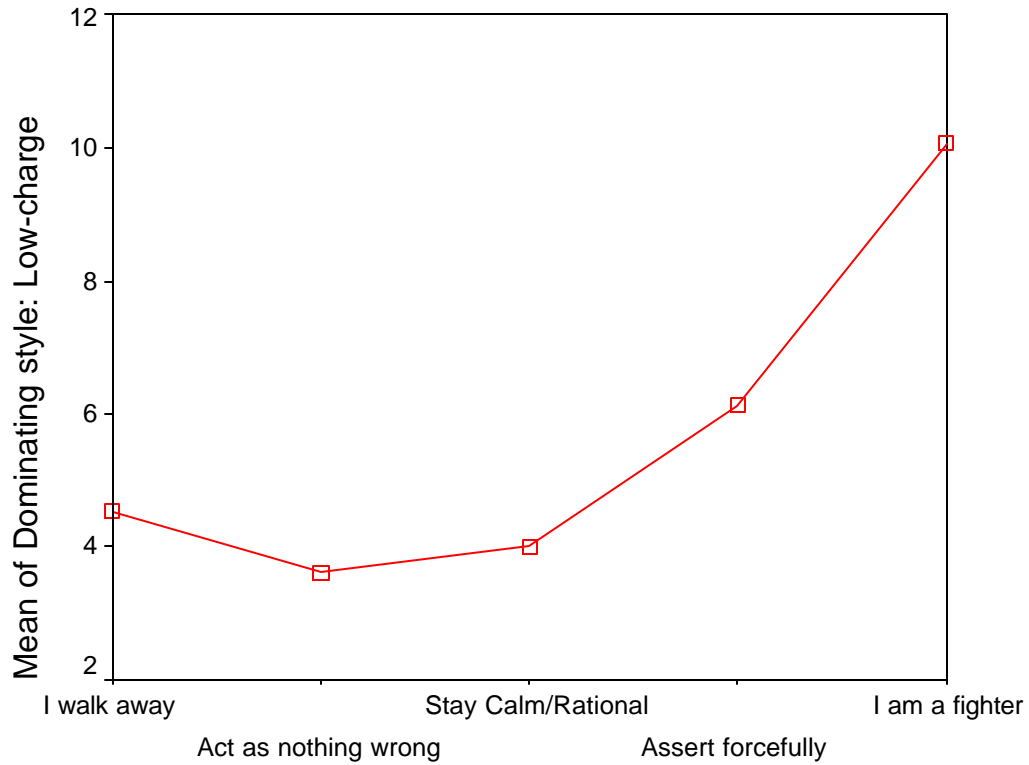
DOMINATING STYLE IN MODERATE-CHARGE SITUATIONS AND REACTION TO CONFLICT



How do you generally react to conflict?

h) Dominating Style and Low-Charge Situations:

DOMINATING STYLE IN LOW-CHARGE SITUATIONS AND REACTION TO CONFLICT

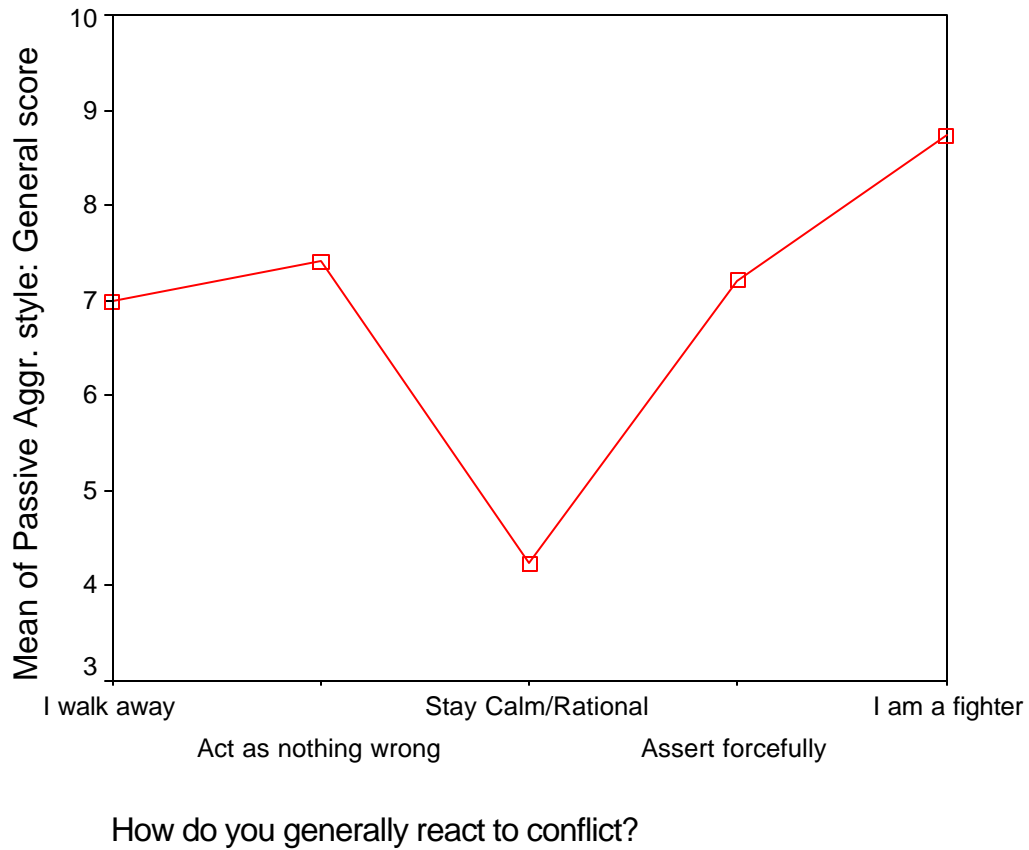


How do you generally react to conflict?

6. Relationship between passive-aggressive conflict management style and reaction to conflict

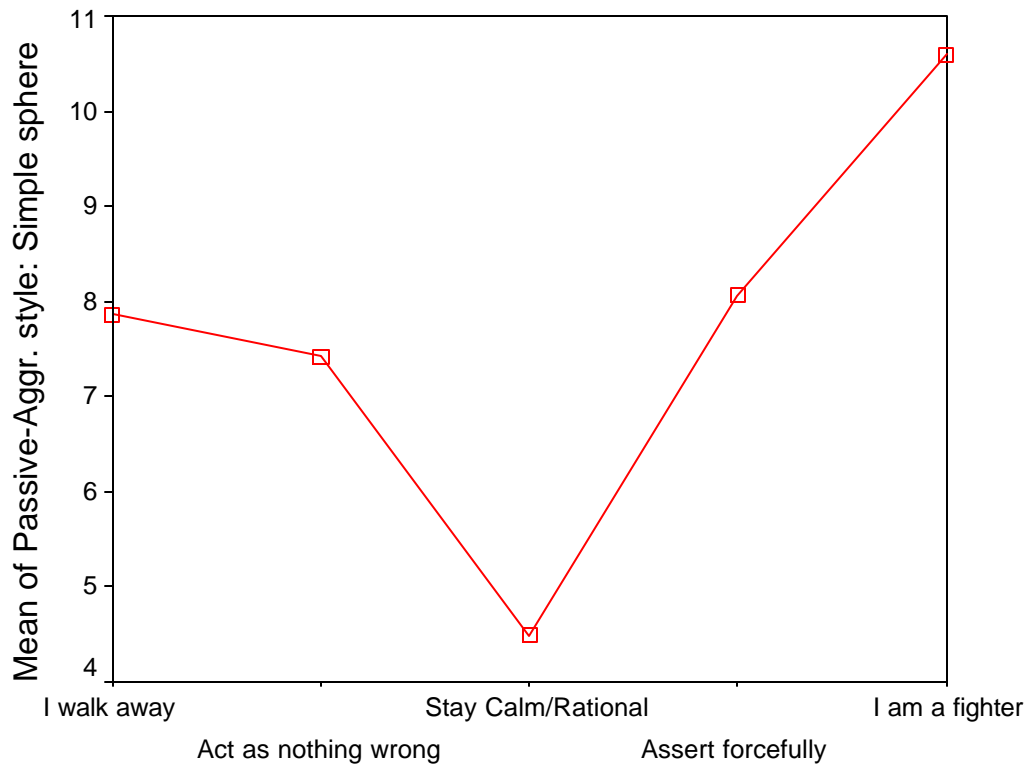
a) Passive-Aggressive Style and General Score:

PASSIVE-AGGRESSIVE CONFLICT MANAGEMENT STYLE AND REACTION TO CONFLICT



b) Simple Social Sphere:

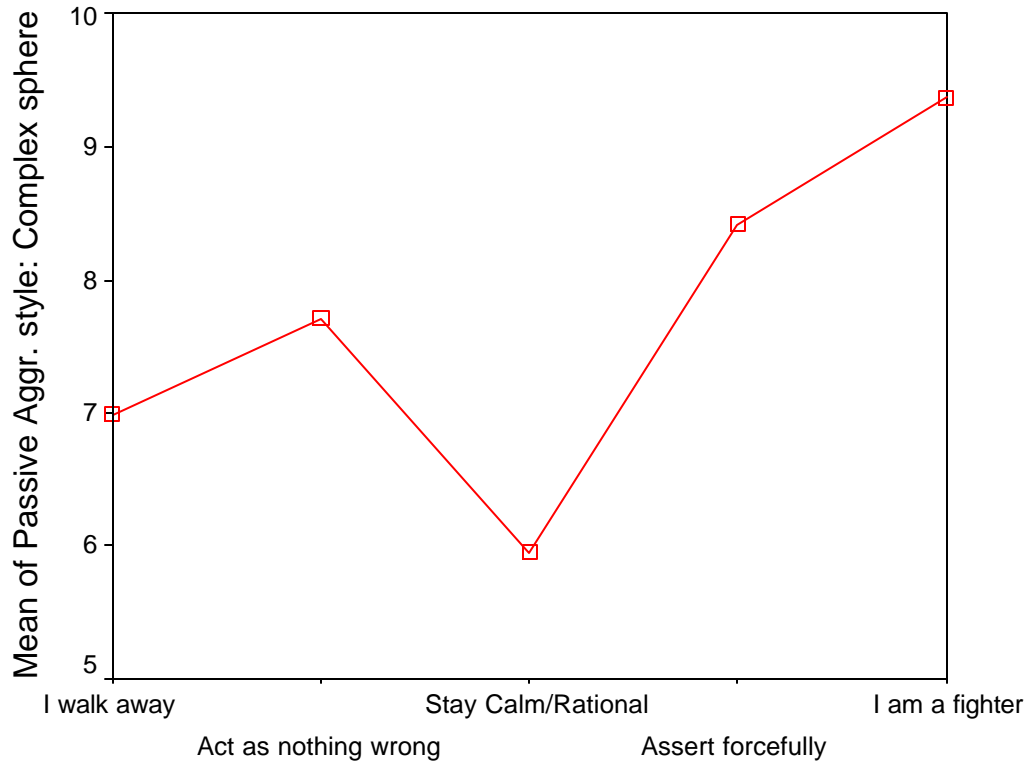
PASSIVE-AGGRESSIVE STYLE IN THE SIMPLE SOCIAL SPHERE AND REACTION TO CONFLICT



How do you generally react to conflict?

c) Complex Social Sphere

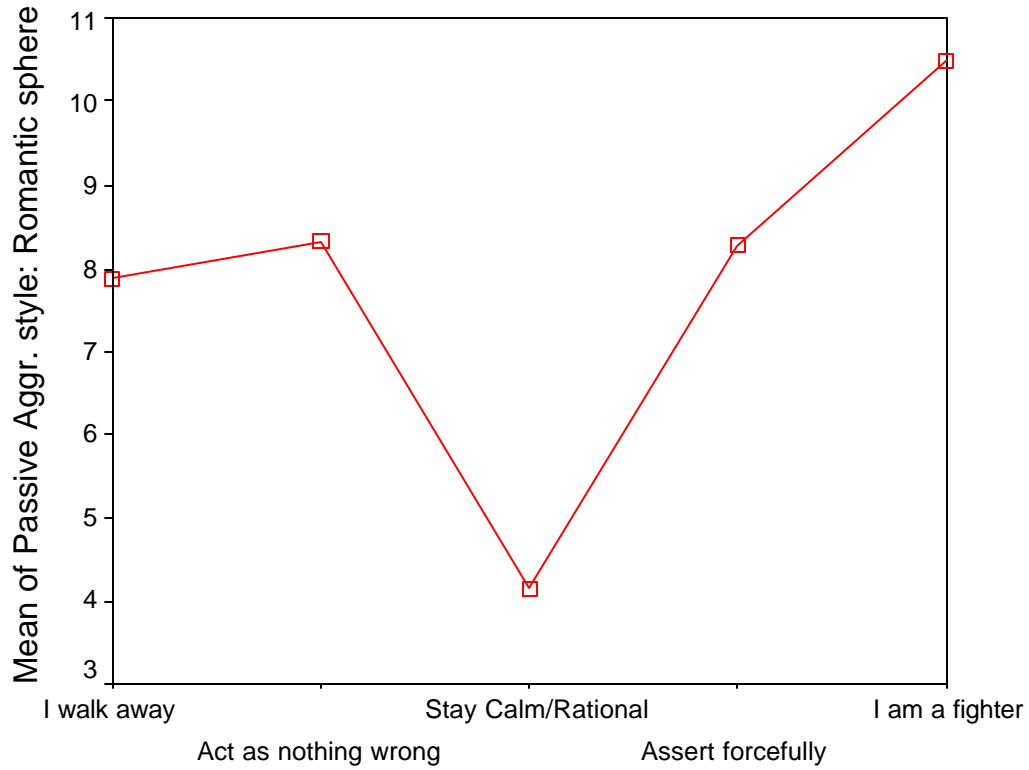
PASSIVE-AGGRESSIVE STYLE IN THE COMPLEX SOCIAL SPHERE AND REACTION TO CONFLICT



How do you generally react to conflict?

d) Romantic Sphere:

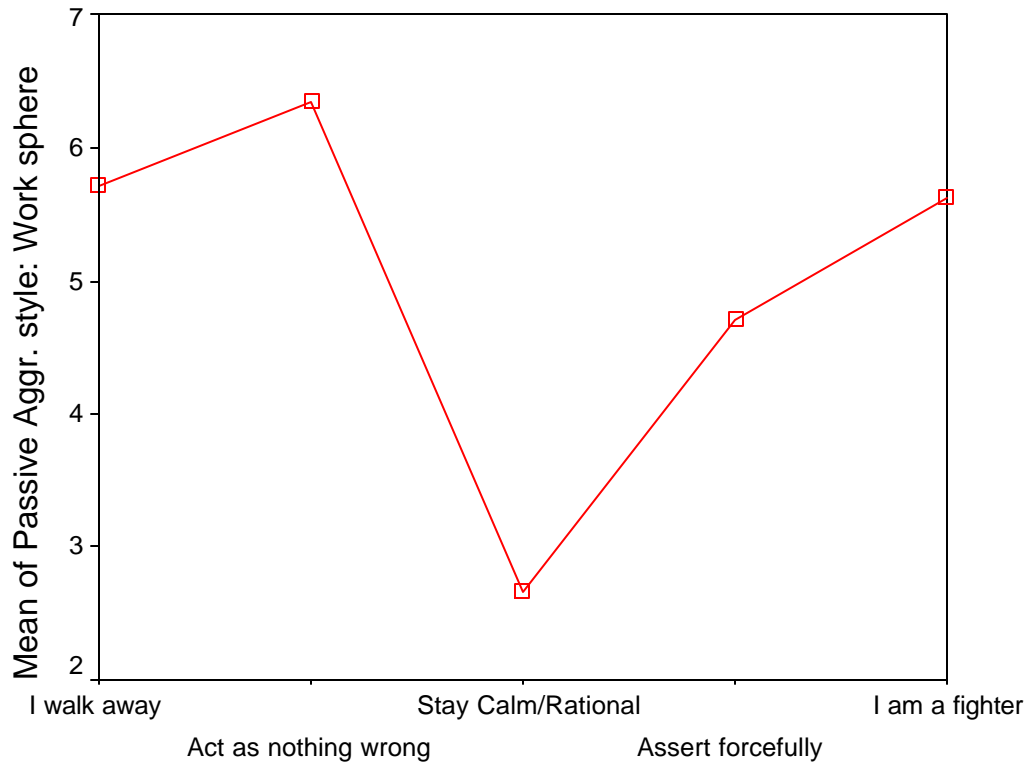
PASSIVE-AGGRESSIVE STYLE IN THE ROMANTIC SPHERE AND REACTION TO CONFLICT



How do you generally react to conflict?

e) Work/School Sphere:

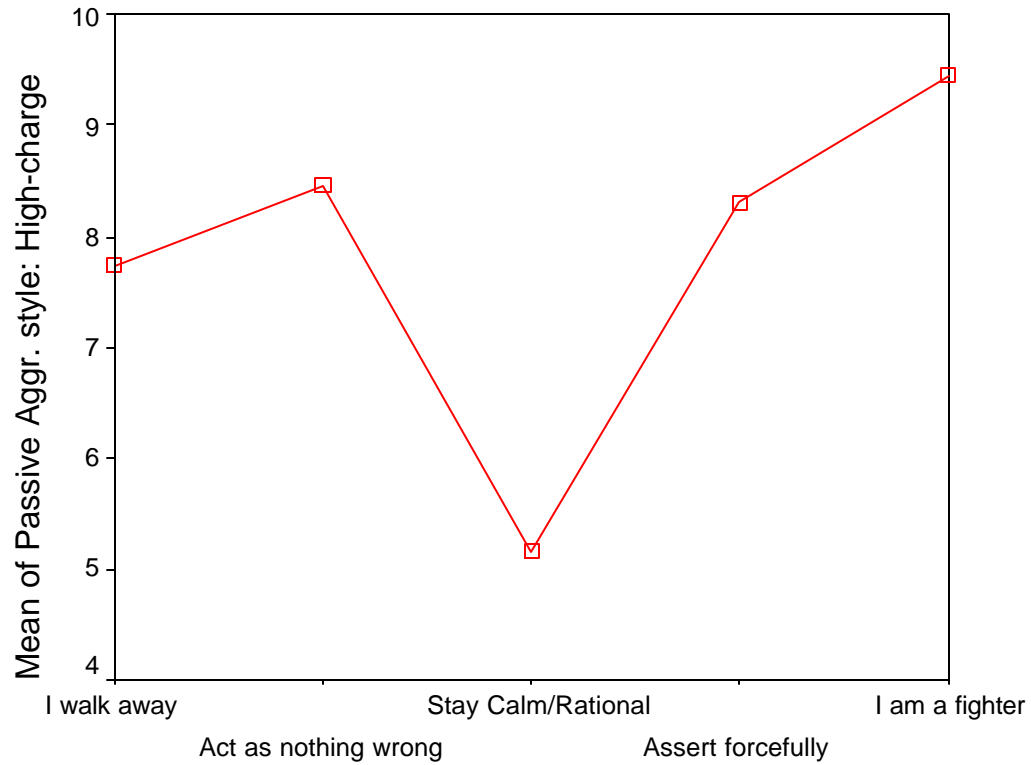
PASSIVE-AGGRESSIVE STYLE IN THE WORK/SCHOOL SPHERE AND REACTION TO CONFLICT



How do you generally react to conflict?

f) High-Charge Situations:

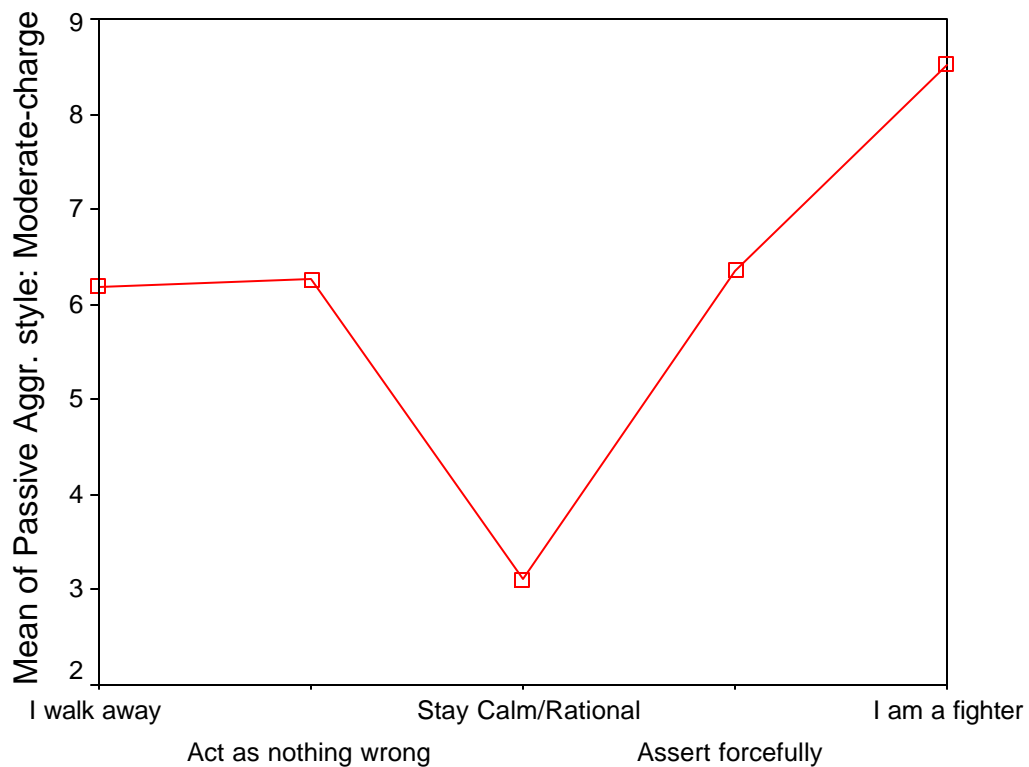
PASSIVE-AGGRESSIVE STYLE IN HIGH-CHARGE SITUATIONS AND REACTION TO CONFLICT



How do you generally react to conflict?

g) Moderate-Charge Situations:

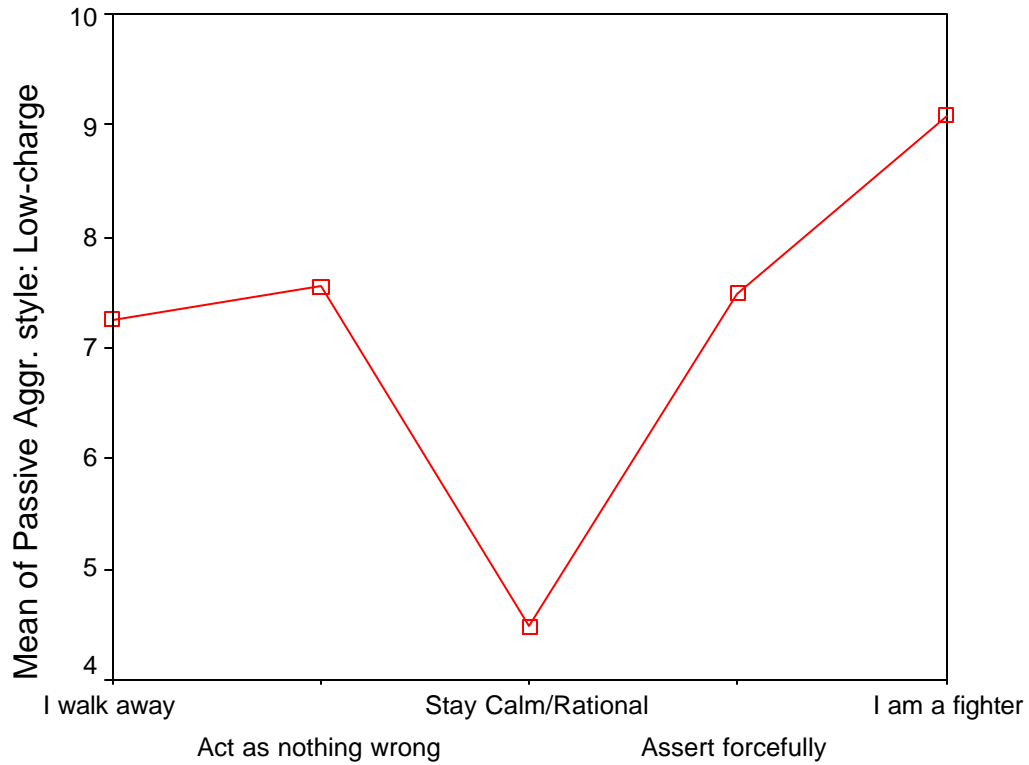
PASSIVE-AGGRESSIVE STYLE IN MODERATE-CHARGE SITUATIONS AND REACTION TO CONFLICT



How do you generally react to conflict?

h) Low-Charge Situations:

PASSIVE-AGGRESSIVE STYLE IN LOW-CHARGE SITUATIONS AND REACTION TO CONFLICT

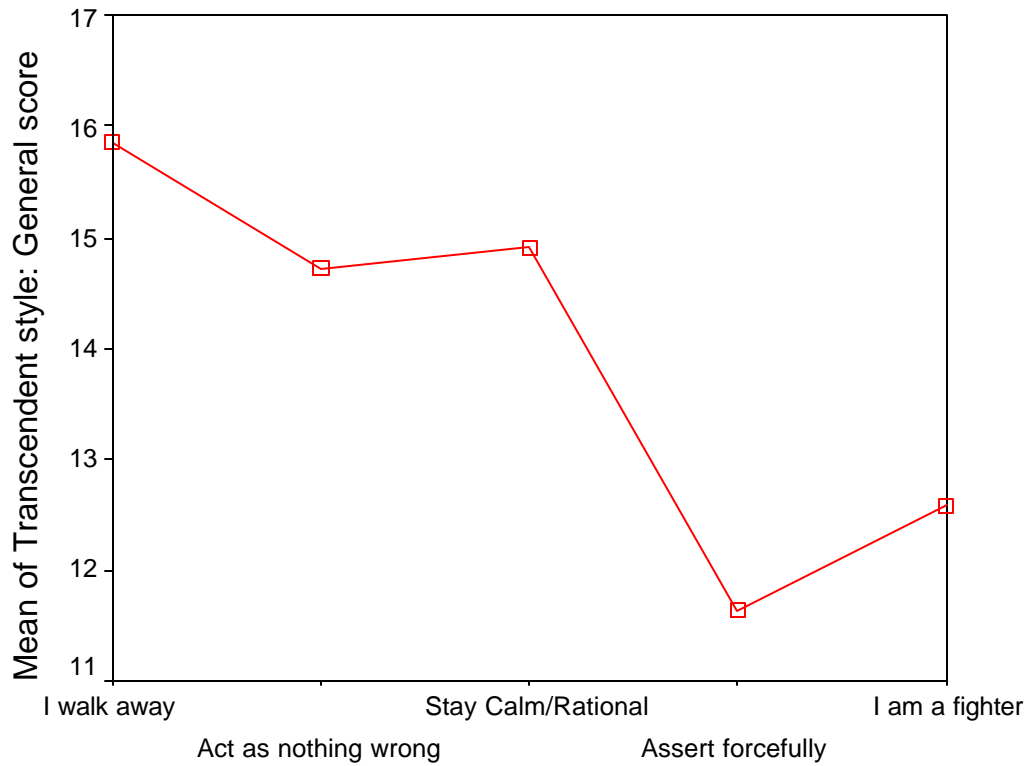


How do you generally react to conflict?

7. Relationship between transcendent conflict management style and reaction to conflict

a) Transcendent Style and General Score:

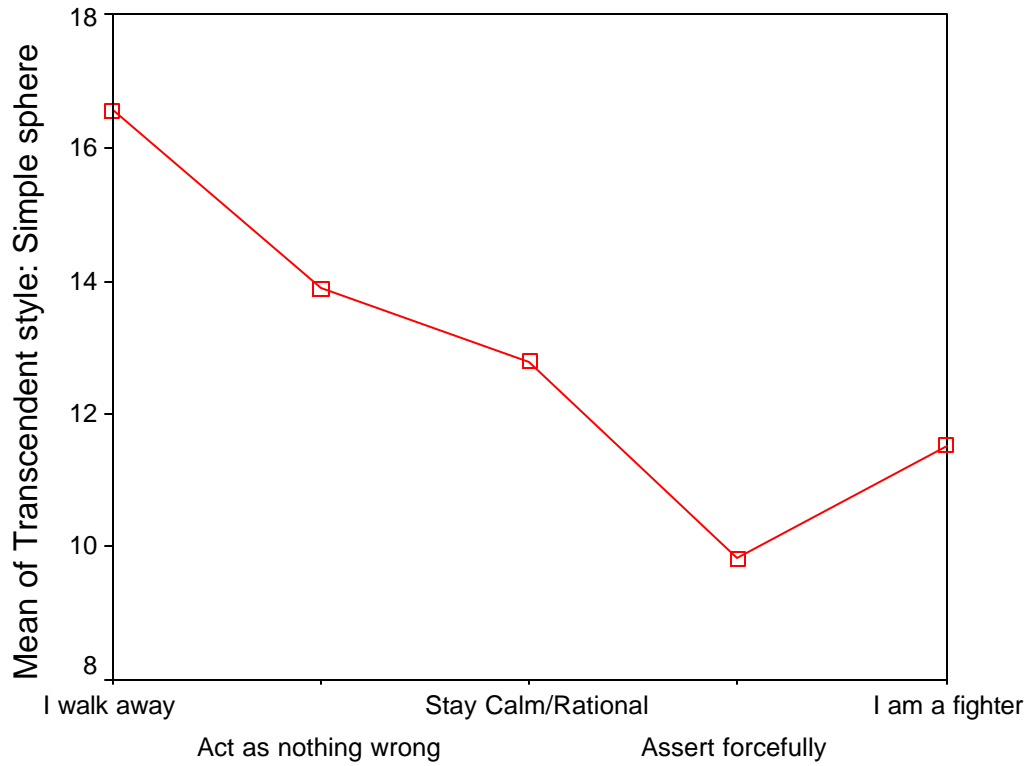
TRANSCENDENT STYLE AND REACTION TO CONFLICT



How do you generally react to conflict?

b) Simple Social Sphere:

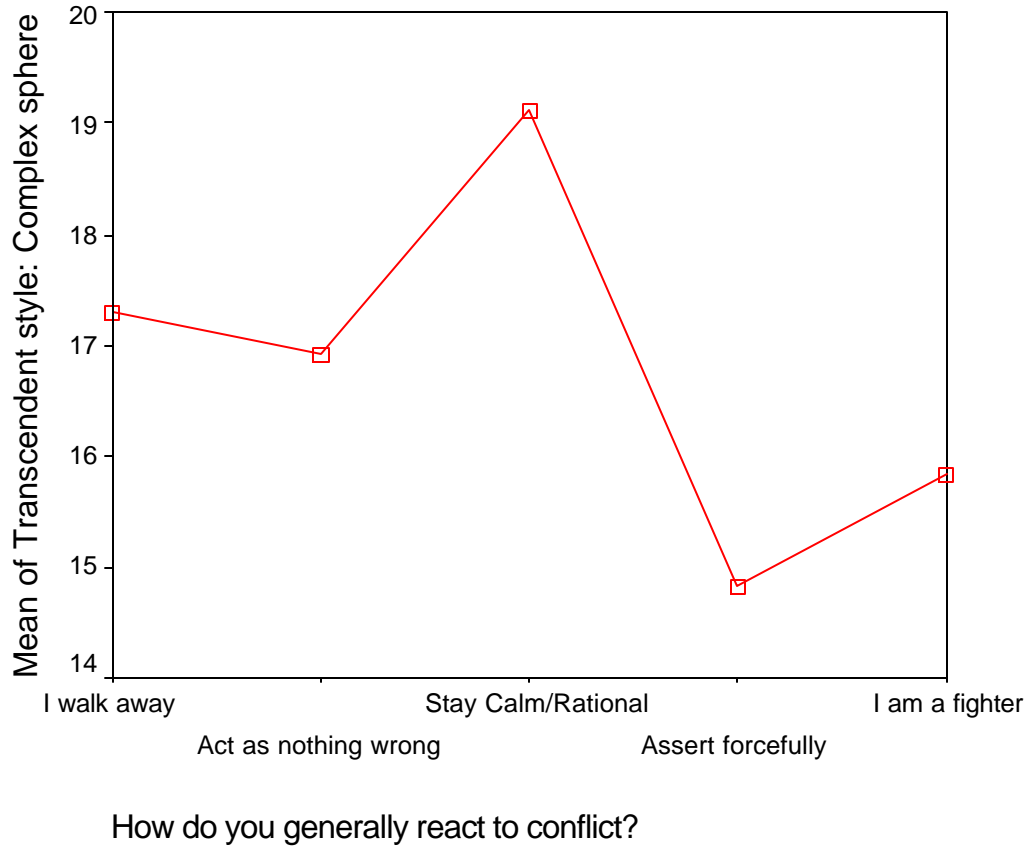
TRANSCENDENT STYLE IN THE SIMPLE SOCIAL SPHERE AND REACTION TO CONFLICT



How do you generally react to conflict?

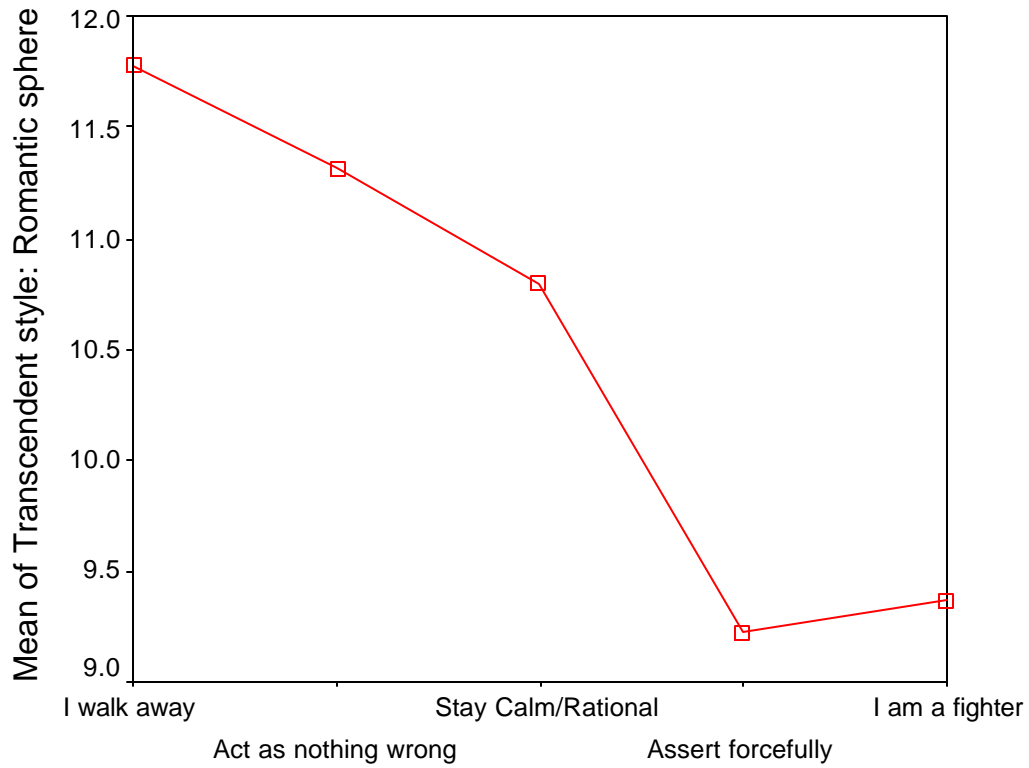
c) Complex Social Sphere

TRANSCENDENT STYLE IN THE COMPLEX SOCIAL SPHERE AND REACTION TO CONFLICT



d) Romantic Sphere:

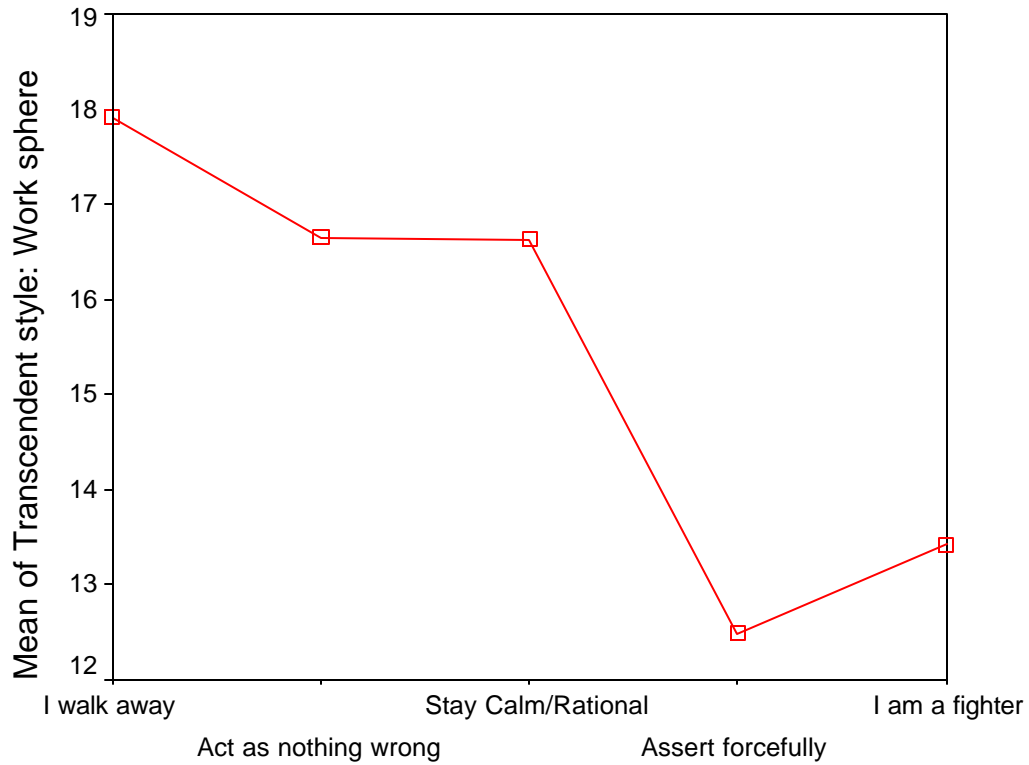
TRANSCENDENT STYLE IN THE ROMANTIC SPHERE AND REACTION TO CONFLICT



How do you generally react to conflict?

e) Work/School Sphere:

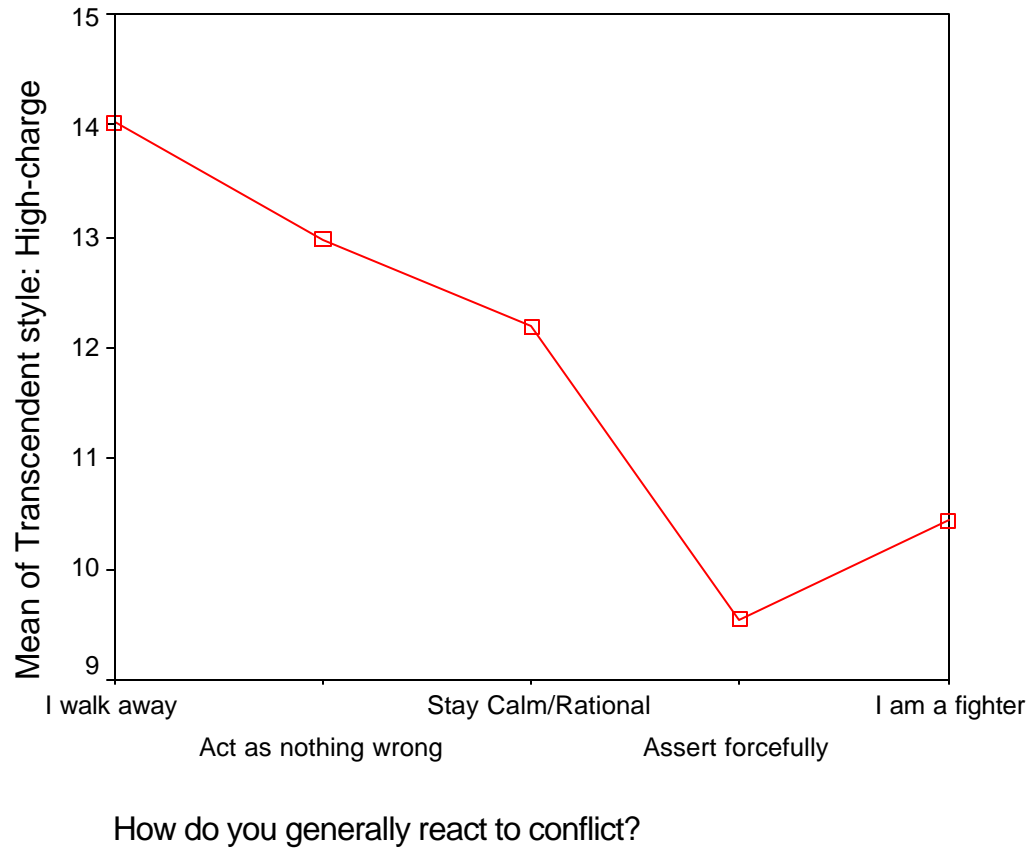
TRANSCENDENT STYLE IN THE WORK/SCHOOL SPHERE AND REACTION TO CONFLICT



How do you generally react to conflict?

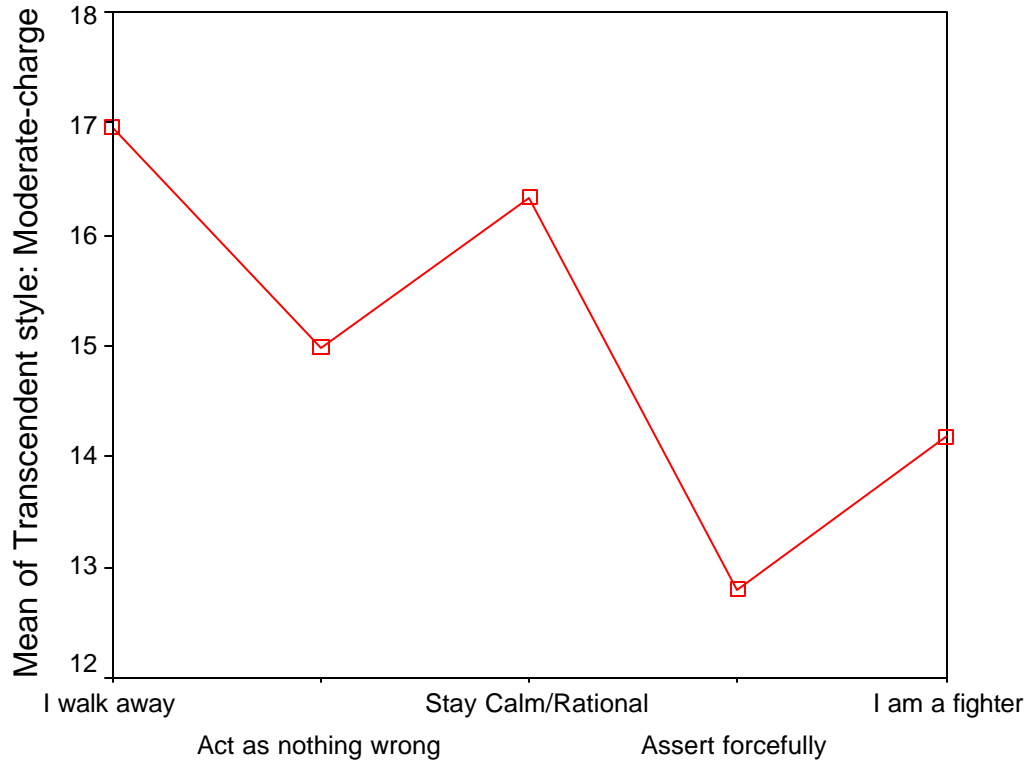
f) High-Charge Situations:

TRANSCENDENT STYLE IN HIGH-CHARGE SITUATIONS AND REACTION TO CONFLICT



g) Moderate-Charge Situations:

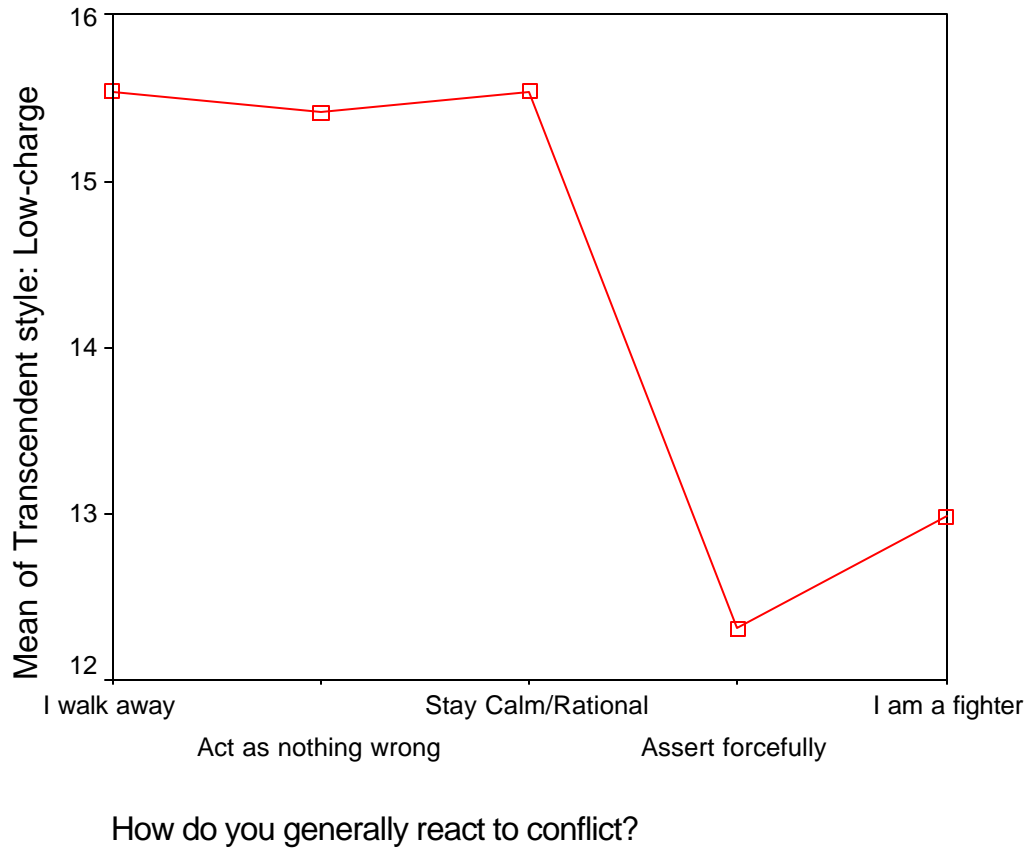
TRANSCENDENT STYLE IN MODERATE-CHARGE SITUATIONS AND REACTION TO CONFLICT



How do you generally react to conflict?

h) Low-Charge Situations:

TRANSCENDENT STYLE IN LOW-CHARGE SITUATIONS AND REACTION TO CONFLICT



Criterion and Construct Validity (Continued)

Question #2: How is your self-esteem?

VALUE="1" > Rock bottom

VALUE="2" > Low

VALUE="3" > Could be better

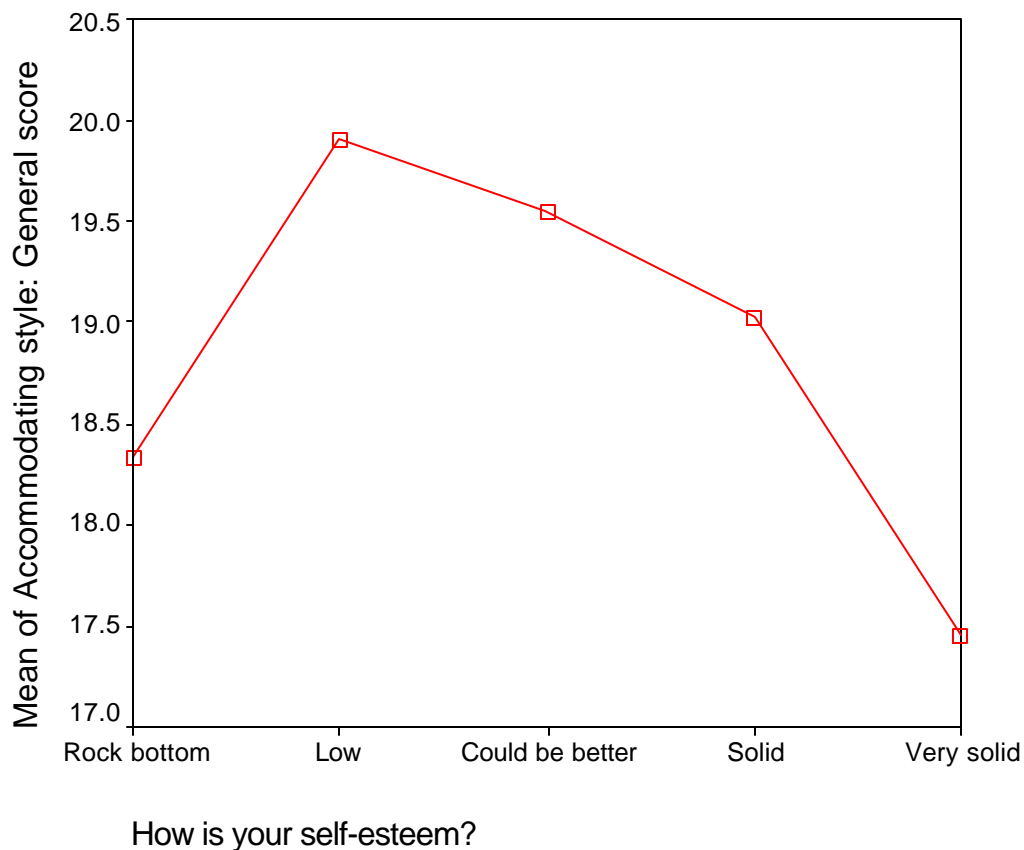
VALUE="4" > Solid

VALUE="5" > Very solid

1. Relationship between accommodating conflict management style and self-esteem

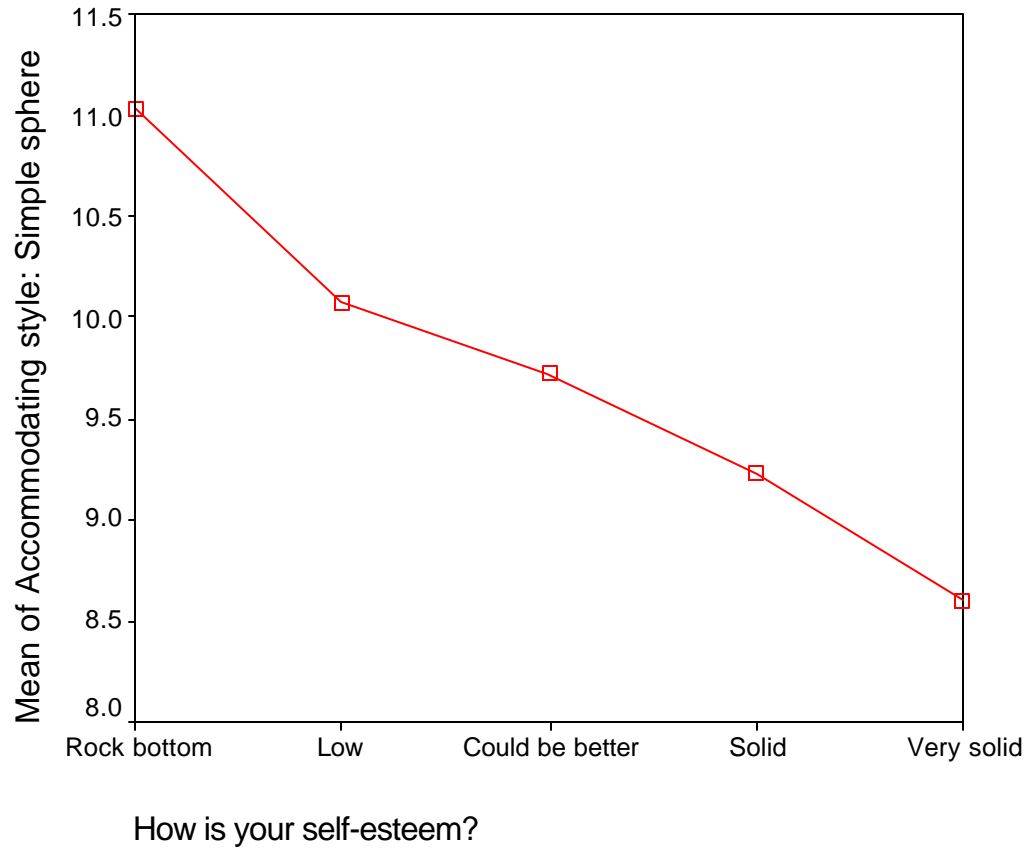
a) Accommodating Style and General Score:

ACCOMODATING STYLE AND SELF-ESTEEM



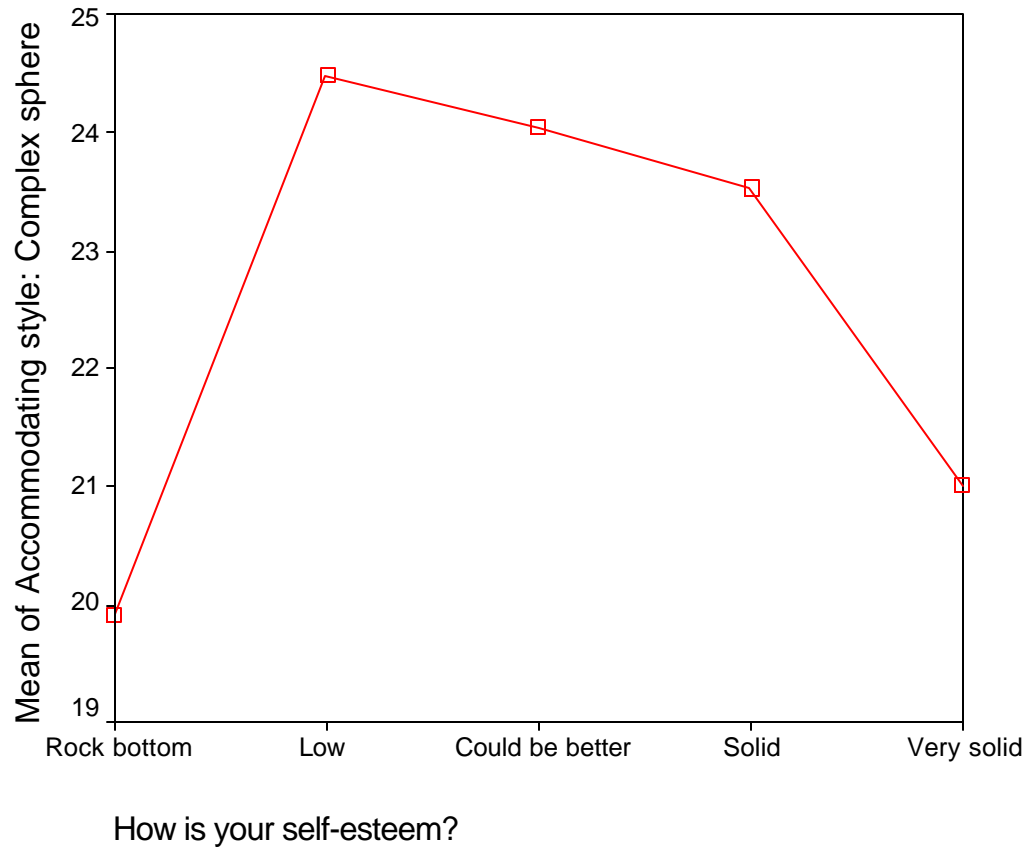
b) Accommodating Style and Simple Social Sphere:

ACCOMODATING STYLE IN THE SIMPLE SOCIAL SPHERE AND SELF-ESTEEM



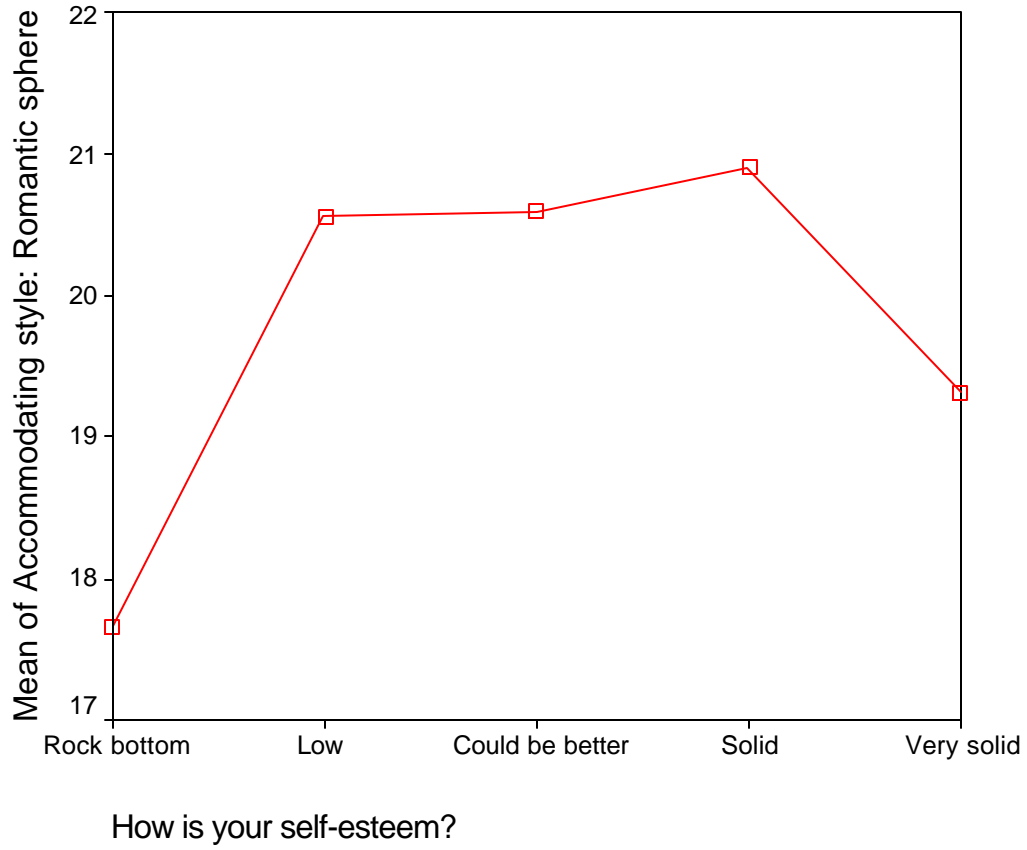
c) Accommodating Style and Complex Social Sphere:

ACCOMODATING STYLE IN THE COMPLEX SOCIAL SPHERE AND SELF-ESTEEM



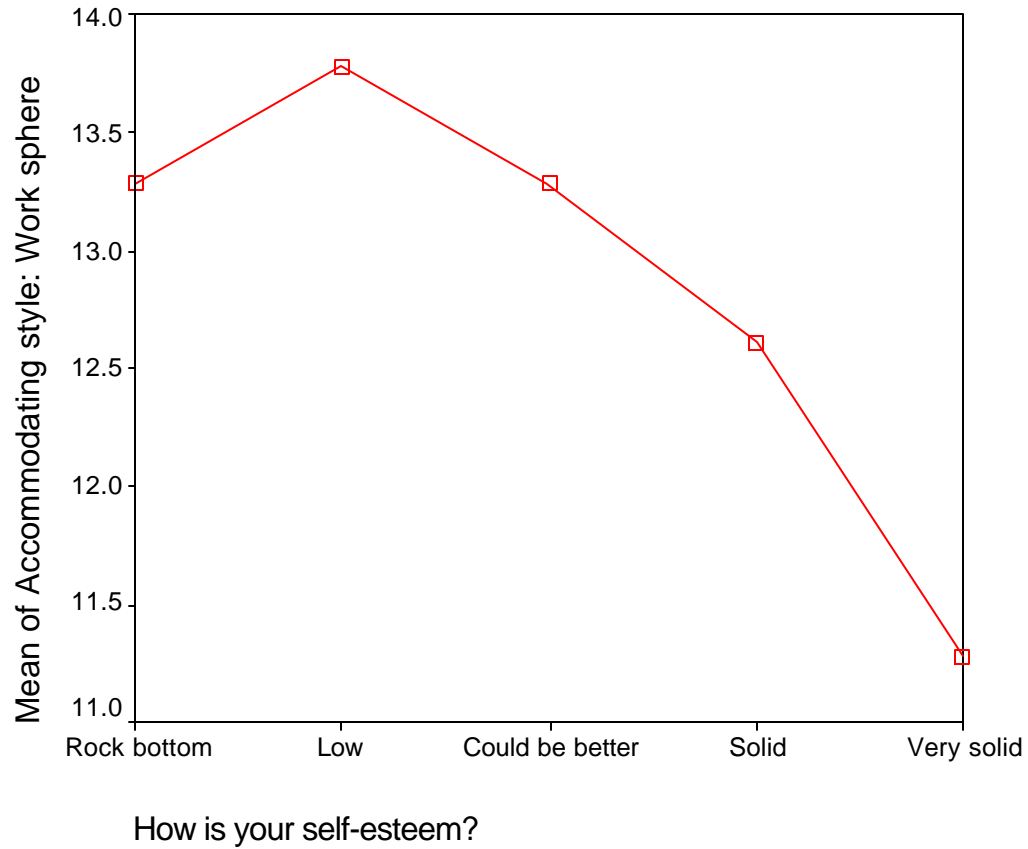
d) Accommodating Style and Romantic Sphere:

ACCOMODATING STYLE IN THE ROMANTIC SPHERE AND SELF-ESTEEM



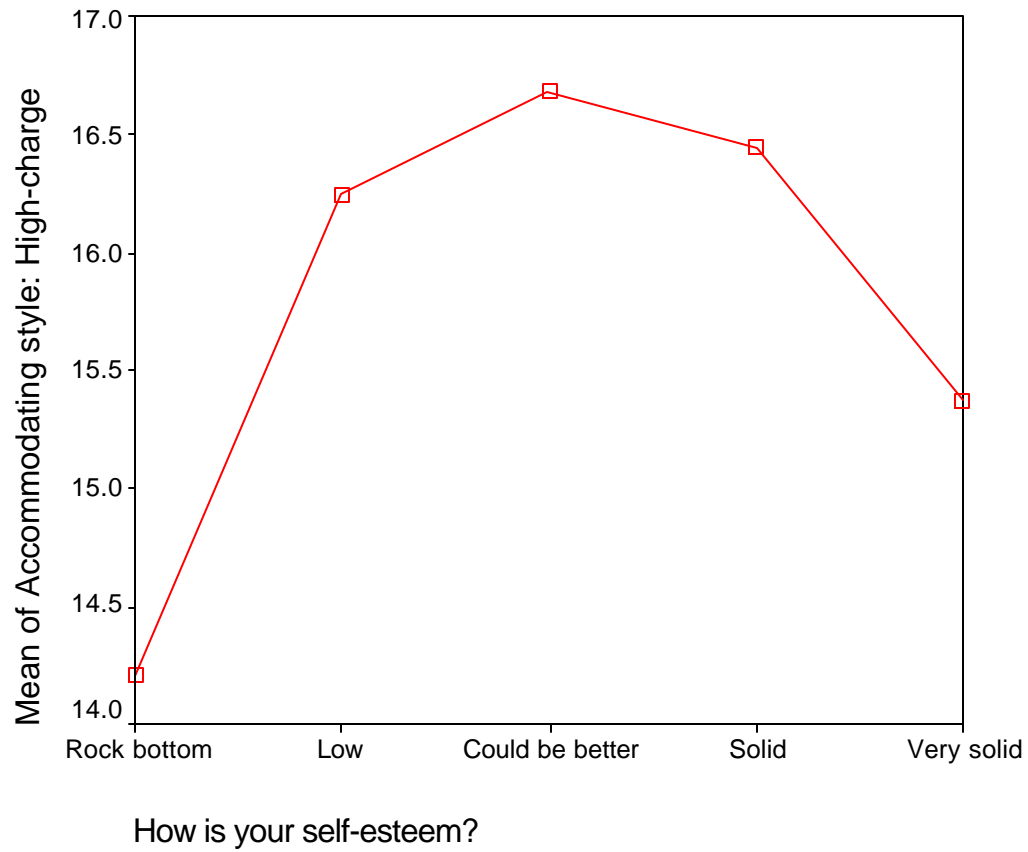
e) Accommodating Style and Work/School Sphere:

ACCOMODATING STYLE IN THE WORK/SCHOOL SPHERE AND SELF-ESTEEM



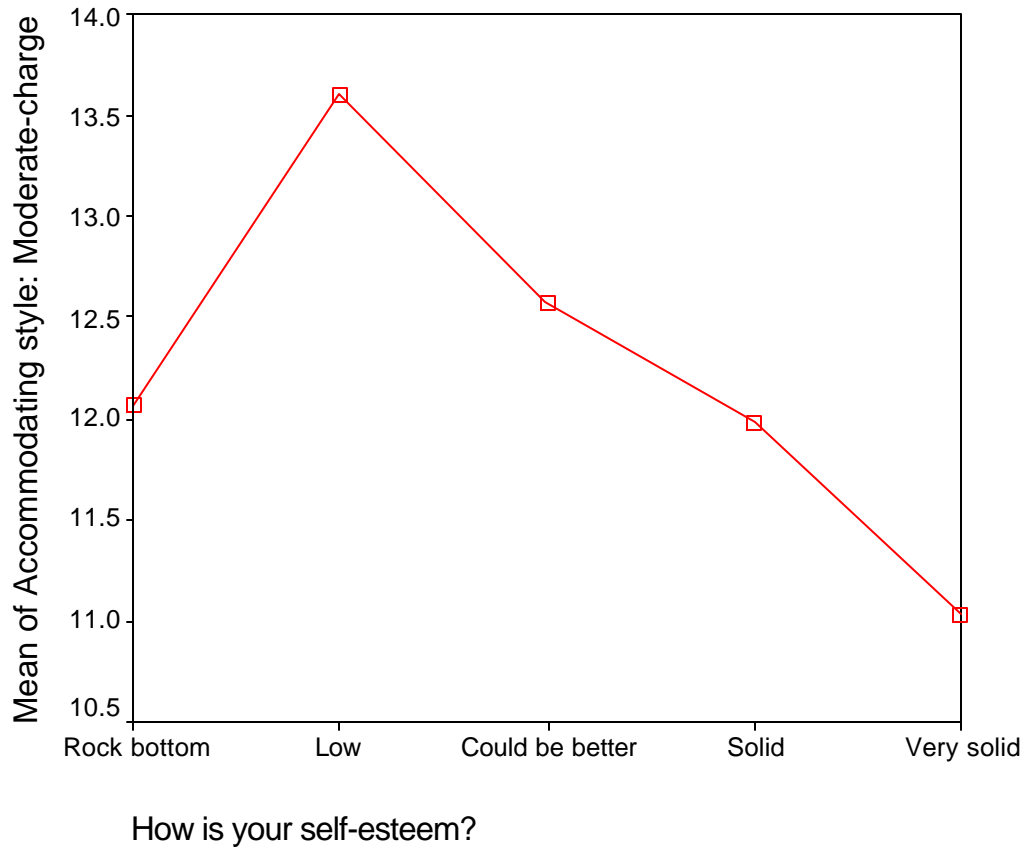
f) Accommodating Style and High-Charge Situations:

ACCOMODATING STYLE IN HIGH-CHARGE SITUATIONS AND SELF-ESTEEM



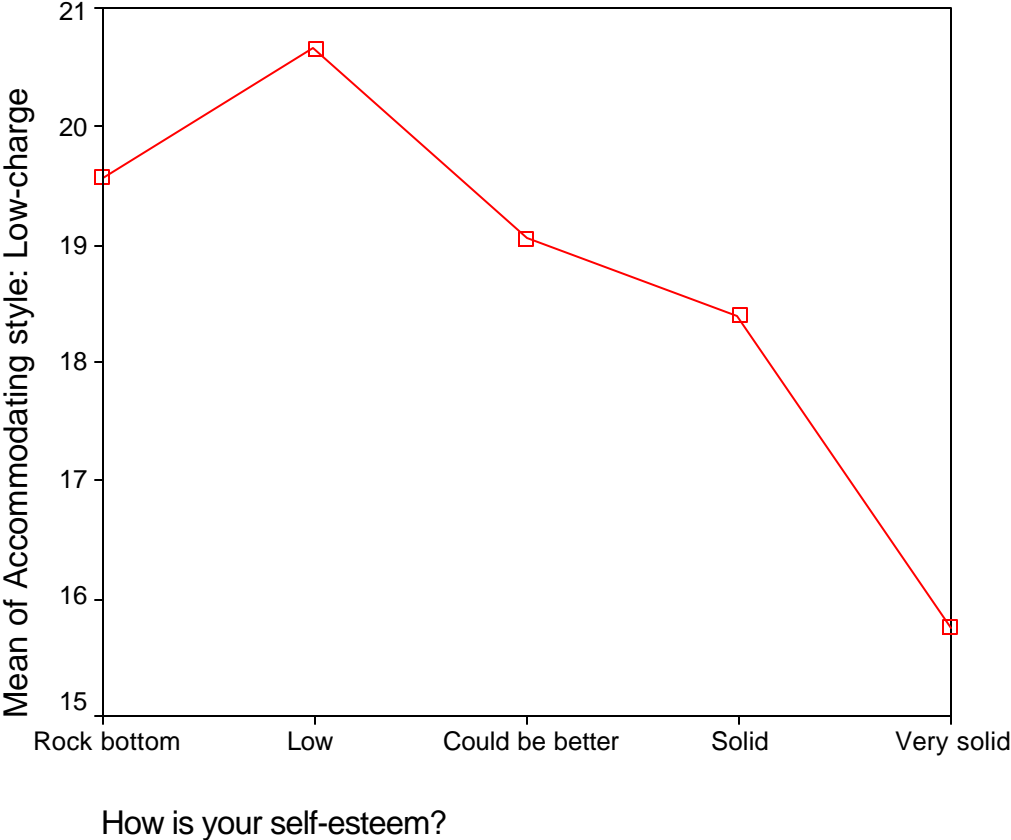
g) Accommodating Style and Moderate-Charge Situations:

ACCOMODATING STYLE IN MODERATE-CHARGE SITUATIONS AND SELF-ESTEEM



h) Accommodating Style and Low-Charge Situations:

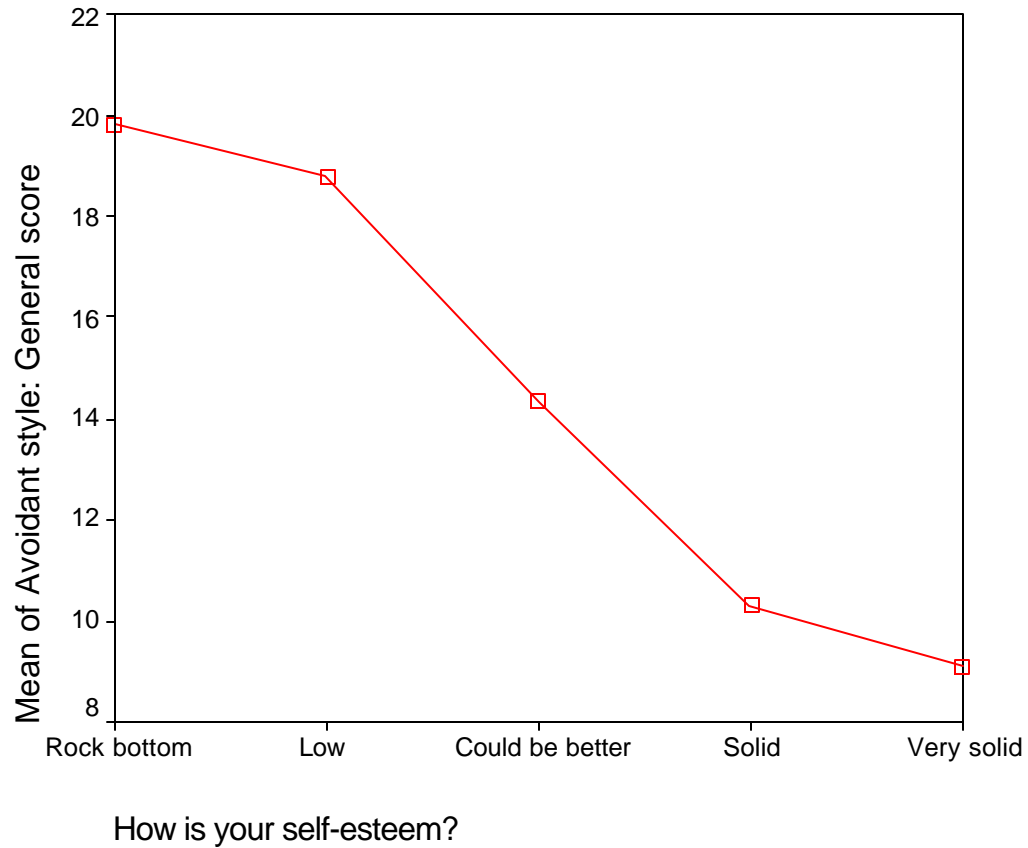
ACCOMODATING STYLE IN LOW-CHARGE SITUATIONS AND SELF-ESTEEM



2. Relationship between avoidant conflict management style and self-esteem

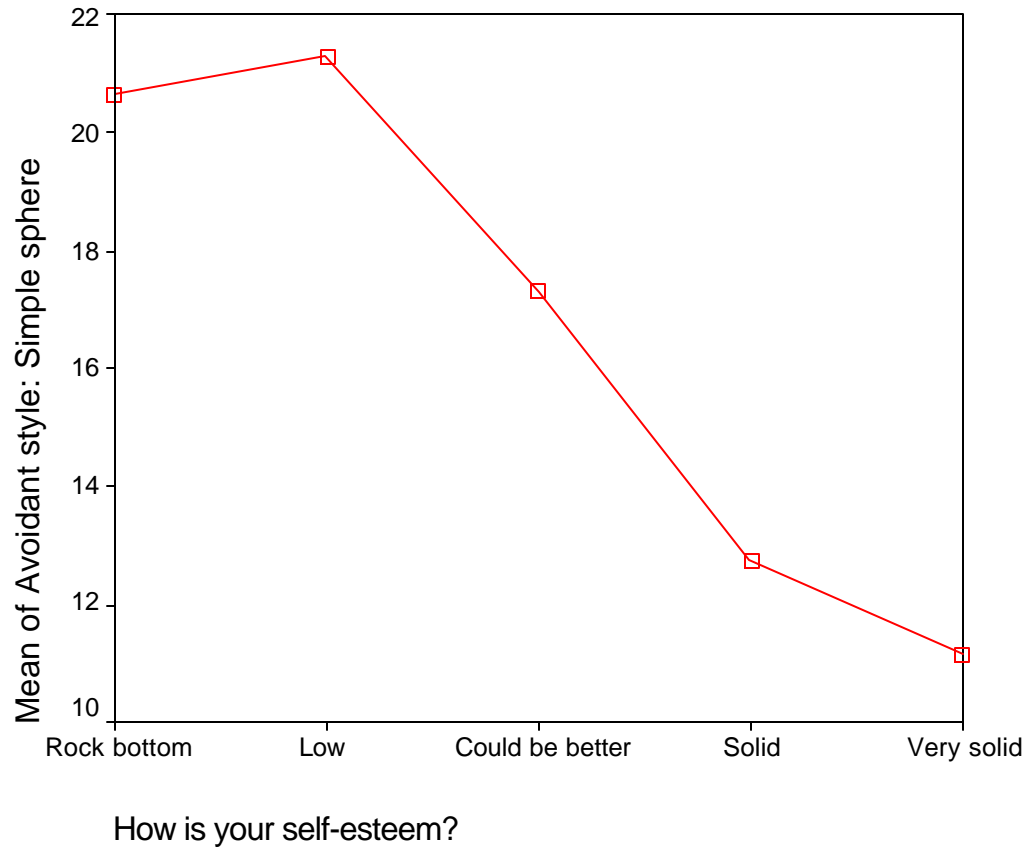
a) Avoidant Style and General Score:

AVOIDANT STYLE AND SELF-ESTEEM



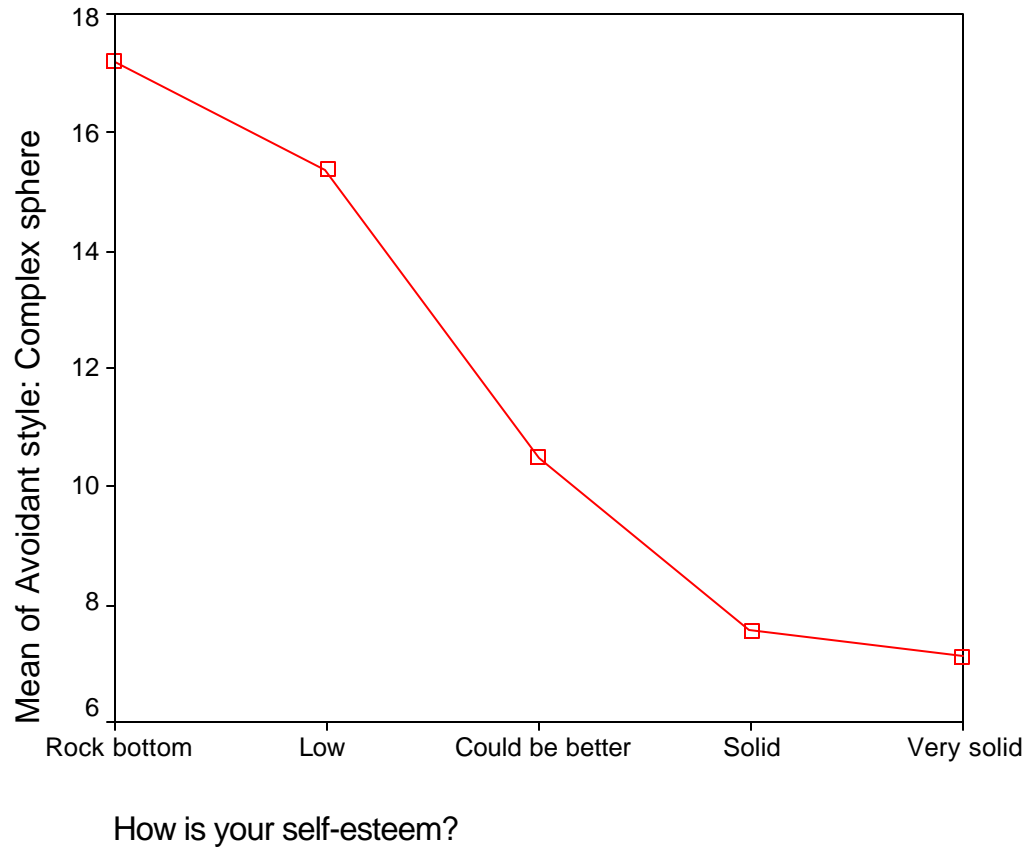
b) Avoidant Style and Simple Social Sphere:

AVOIDANT STYLE IN THE SIMPLE SOCIAL SPHERE AND SELF-ESTEEM



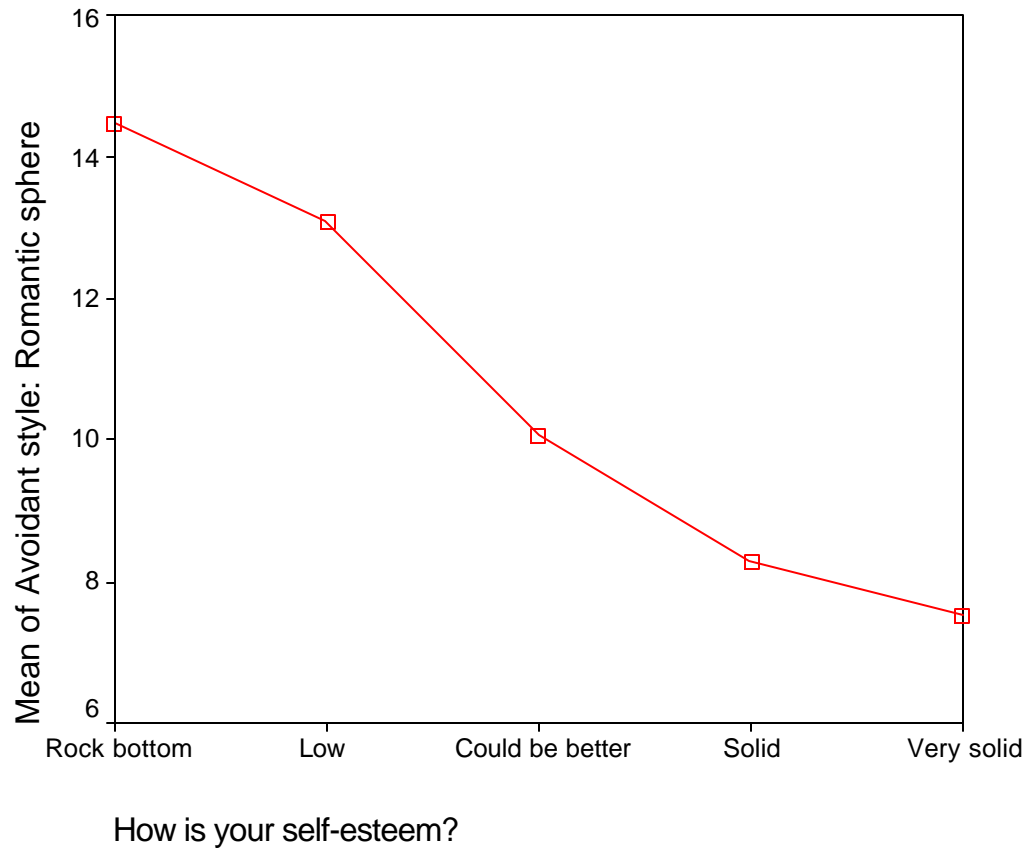
c) Avoidant Style and Complex Social Sphere

AVOIDANT STYLE IN THE COMPLEX SOCIAL SPHERE AND SELF-ESTEEM



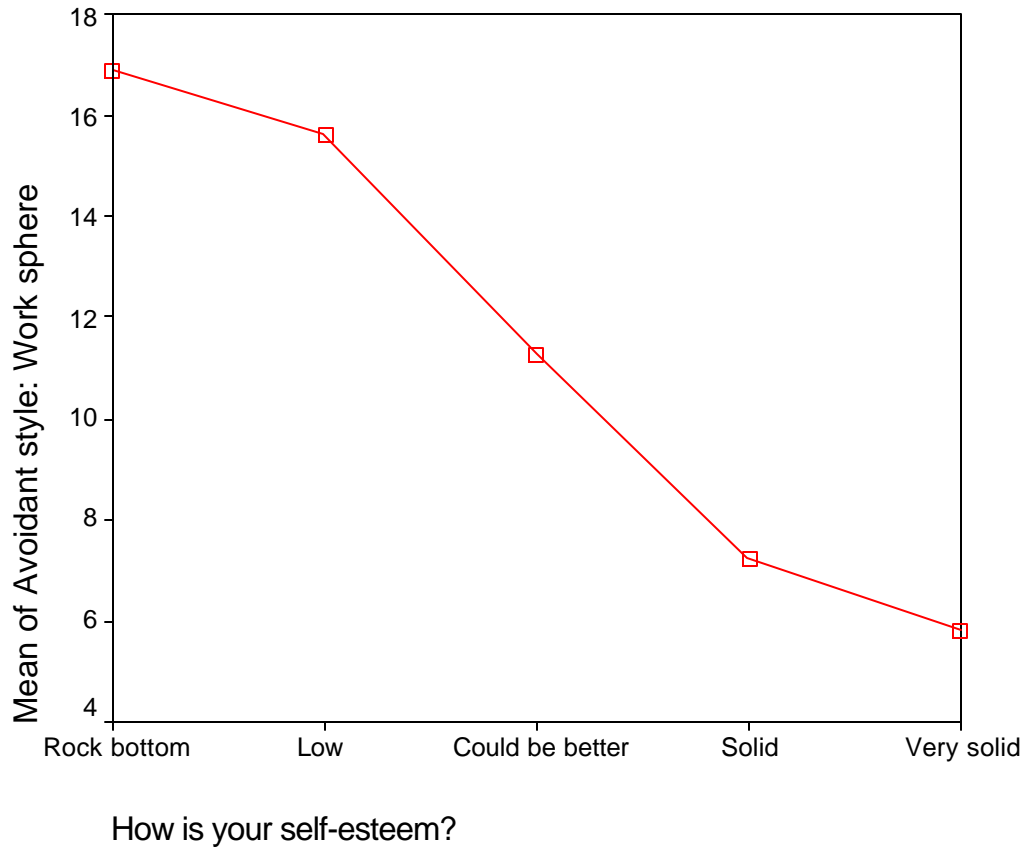
d) Avoidant Style and Romantic Sphere:

AVOIDANT STYLE IN THE ROMANTIC SPHERE AND SELF-ESTEEM



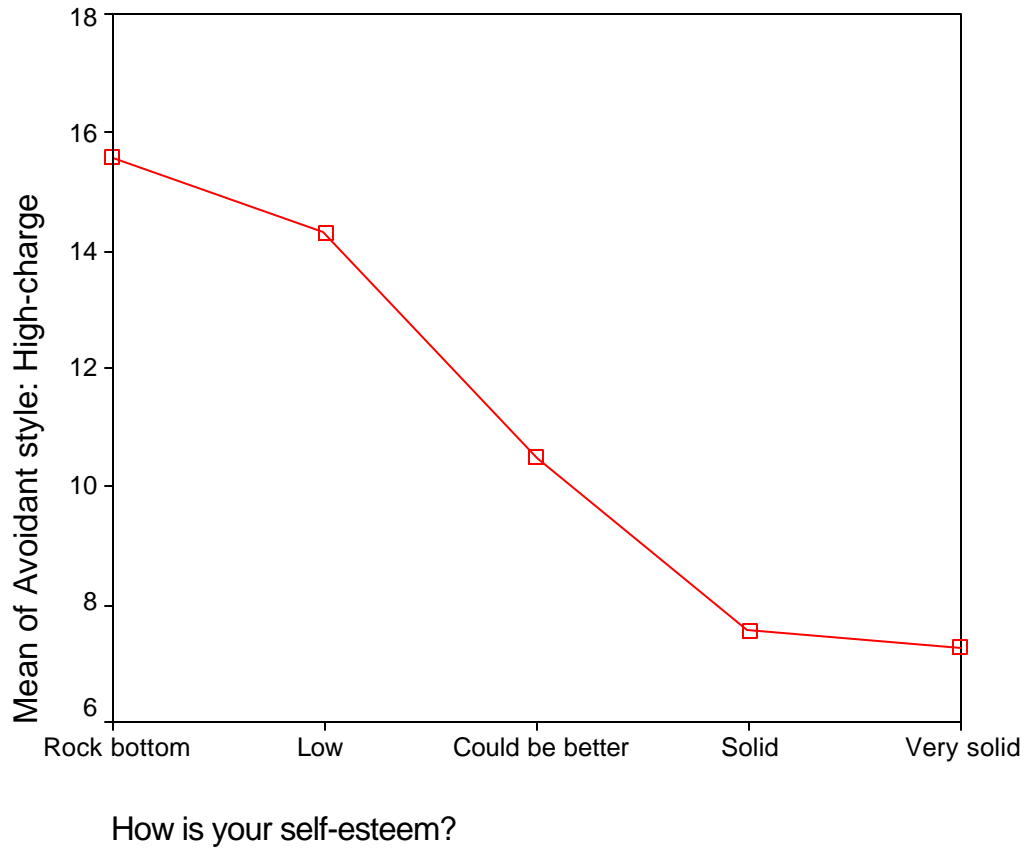
e) Avoidant Style and Work/School Sphere:

AVOIDANT STYLE IN THE WORK/SCHOOL SPHERE AND SELF-ESTEEM



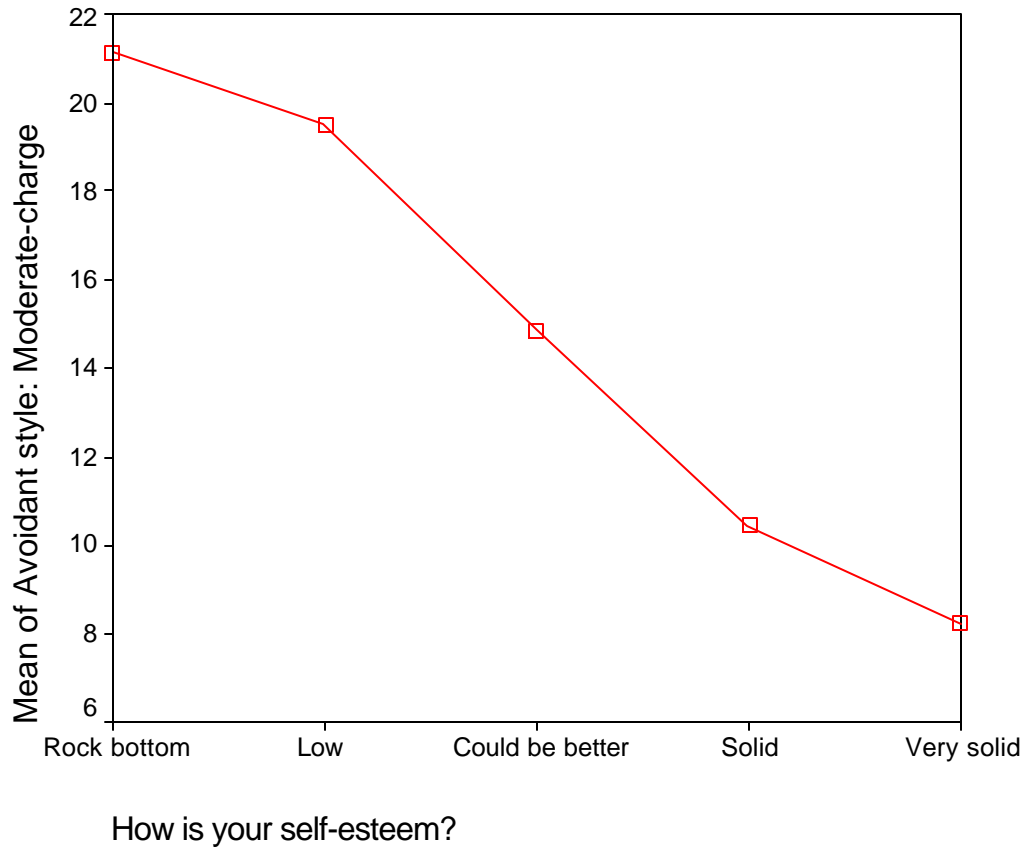
f) Avoidant Style and High-Charge Situations:

AVOIDANT STYLE IN HIGH-CHARGE SITUATIONS AND SELF-ESTEEM



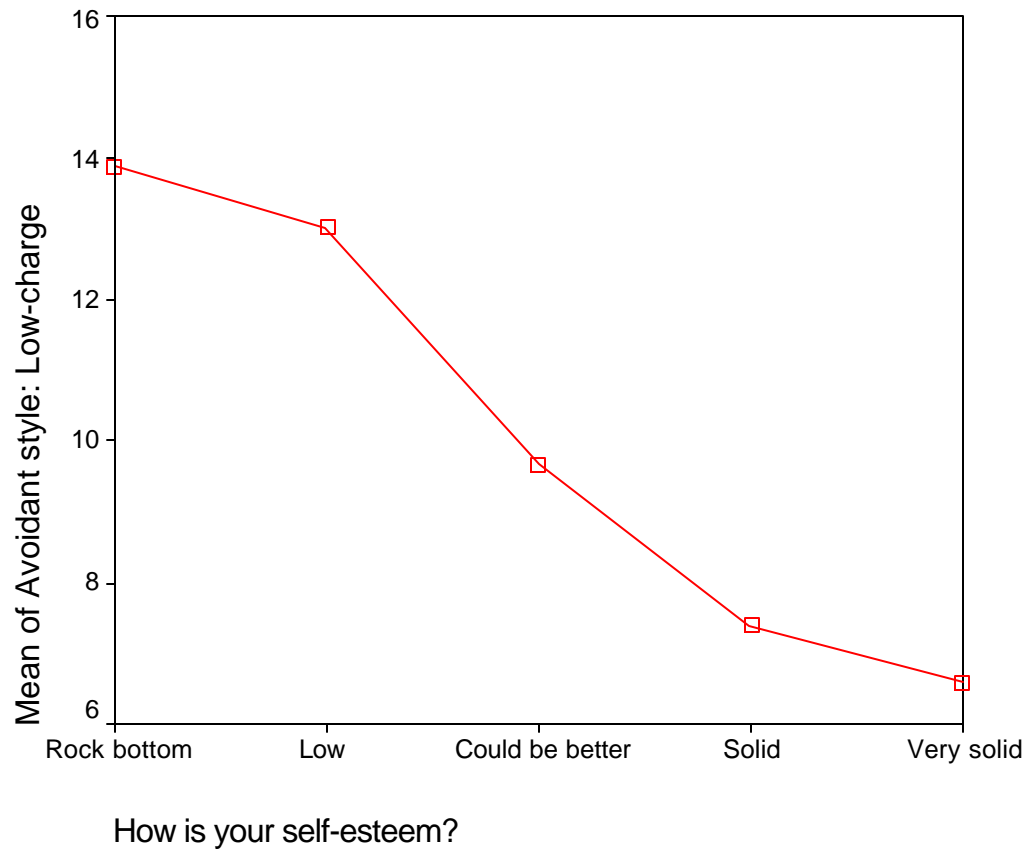
g) Avoidant Style and Moderate-Charge Situations:

AVOIDANT STYLE IN MODERATE-CHARGE SITUATIONS AND SELF-ESTEEM



h) Avoidant Style and Low-Charge Situations:

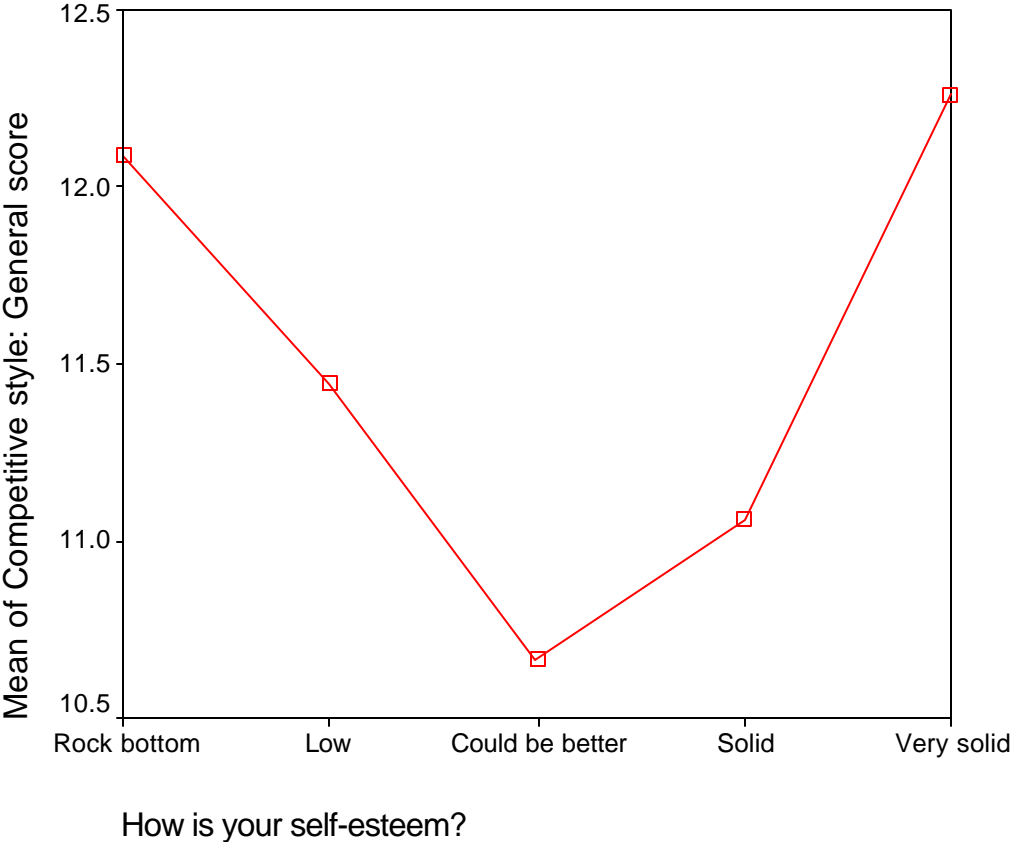
AVOIDANT STYLE IN LOW-CHARGE SITUATIONS AND SELF-ESTEEM



3. Relationship between competitive conflict management style and self-esteem

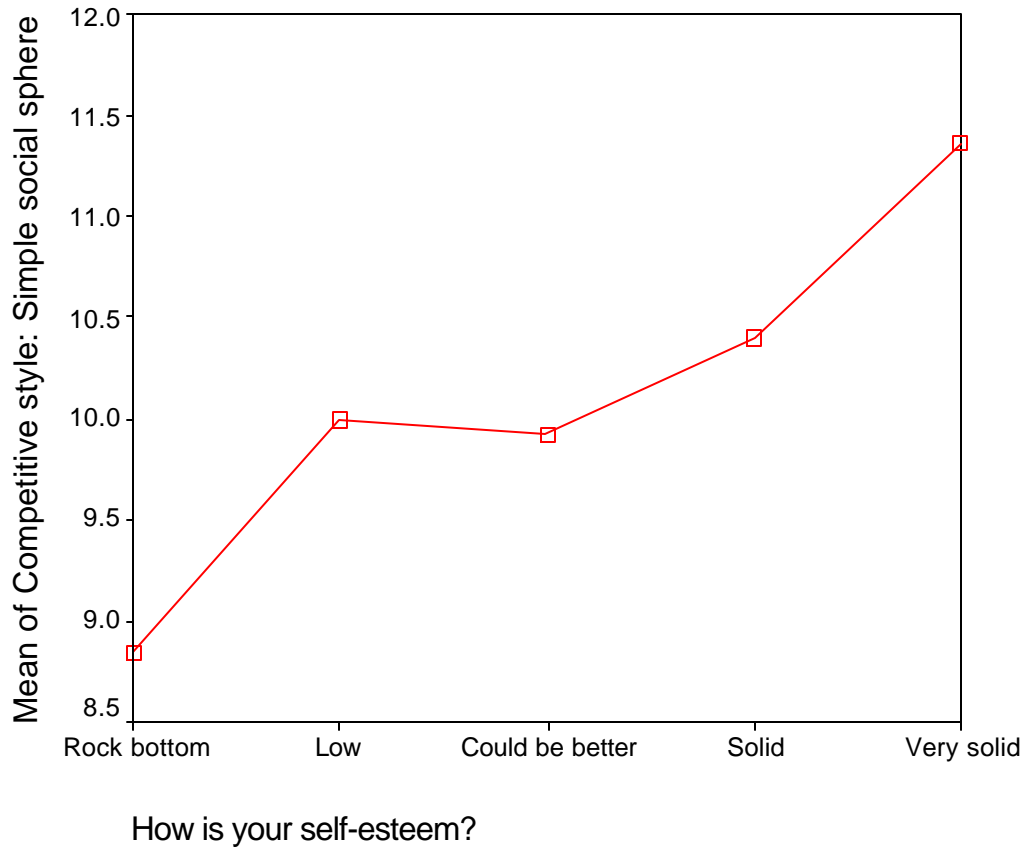
a) Competitive Style and General Score:

COMPETITIVE CONFLICT MANAGEMENT STYLE AND SELF-ESTEEM



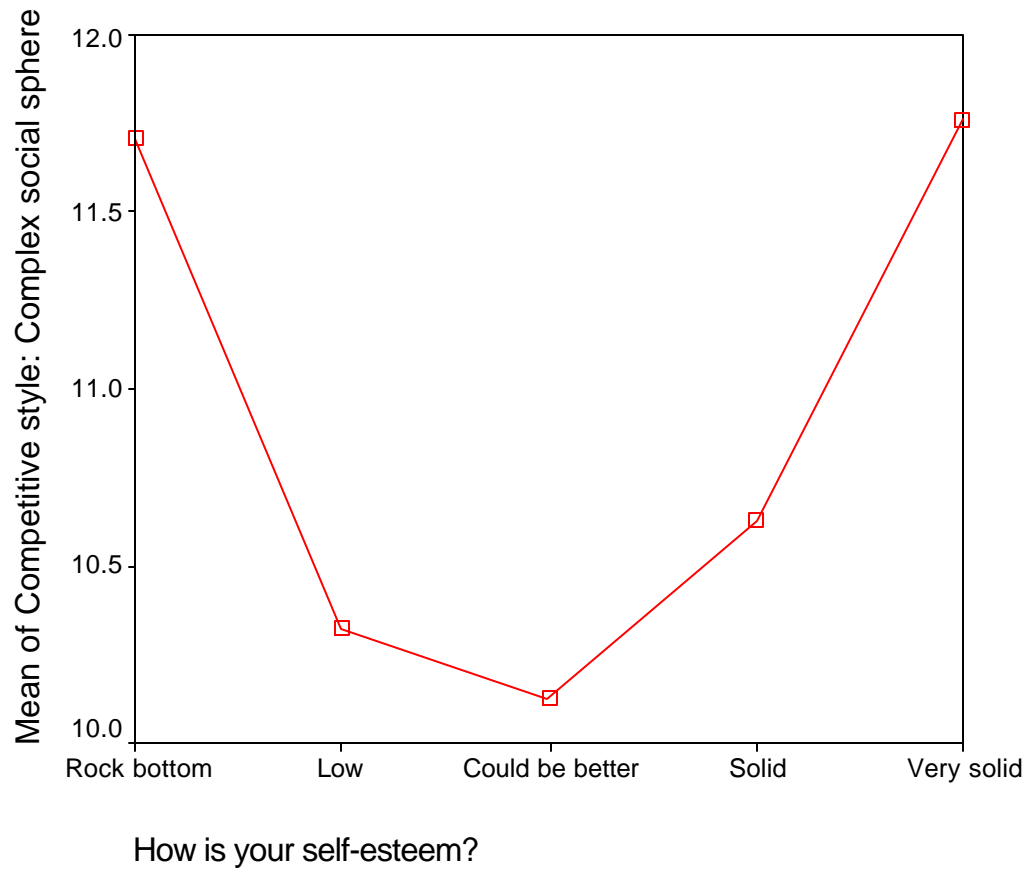
b) Competitive Style and Simple Social Sphere:

COMPETITIVE STYLE IN THE SIMPLE SOCIAL SPHERE AND SELF-ESTEEM



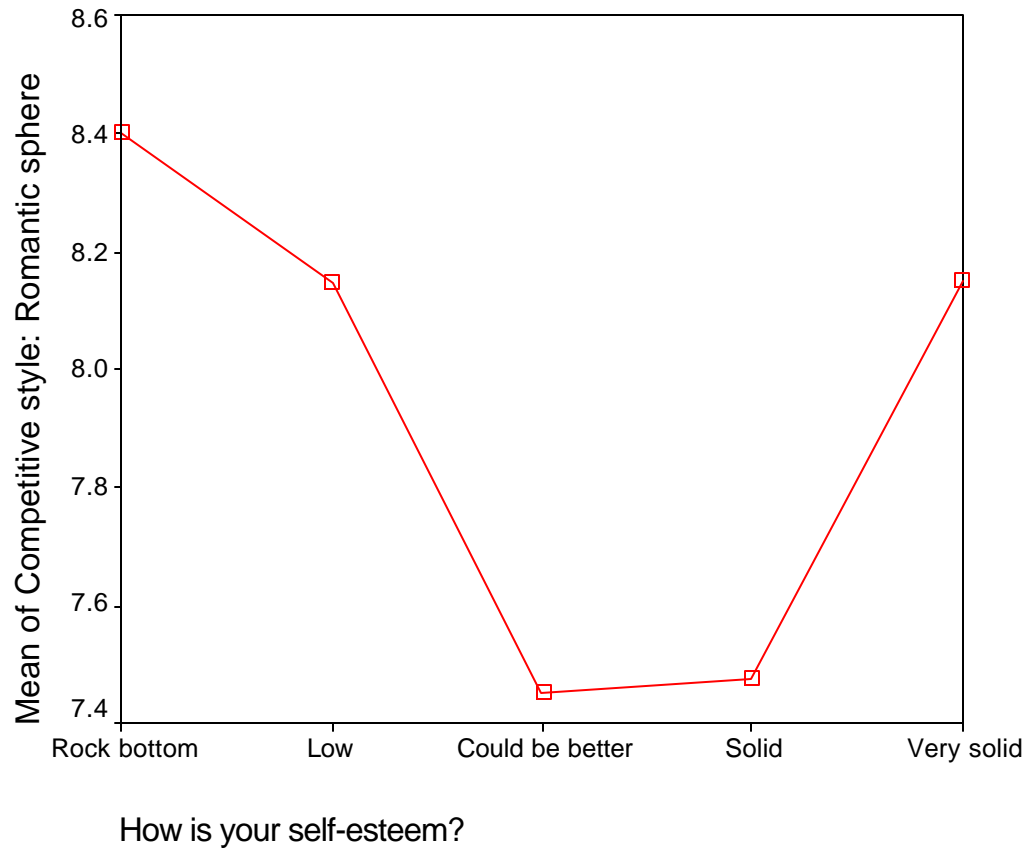
c) Competitive Style and Complex Social Sphere

COMPETITIVE STYLE IN THE COMPLEX SOCIAL SPHERE AND SELF-ESTEEM



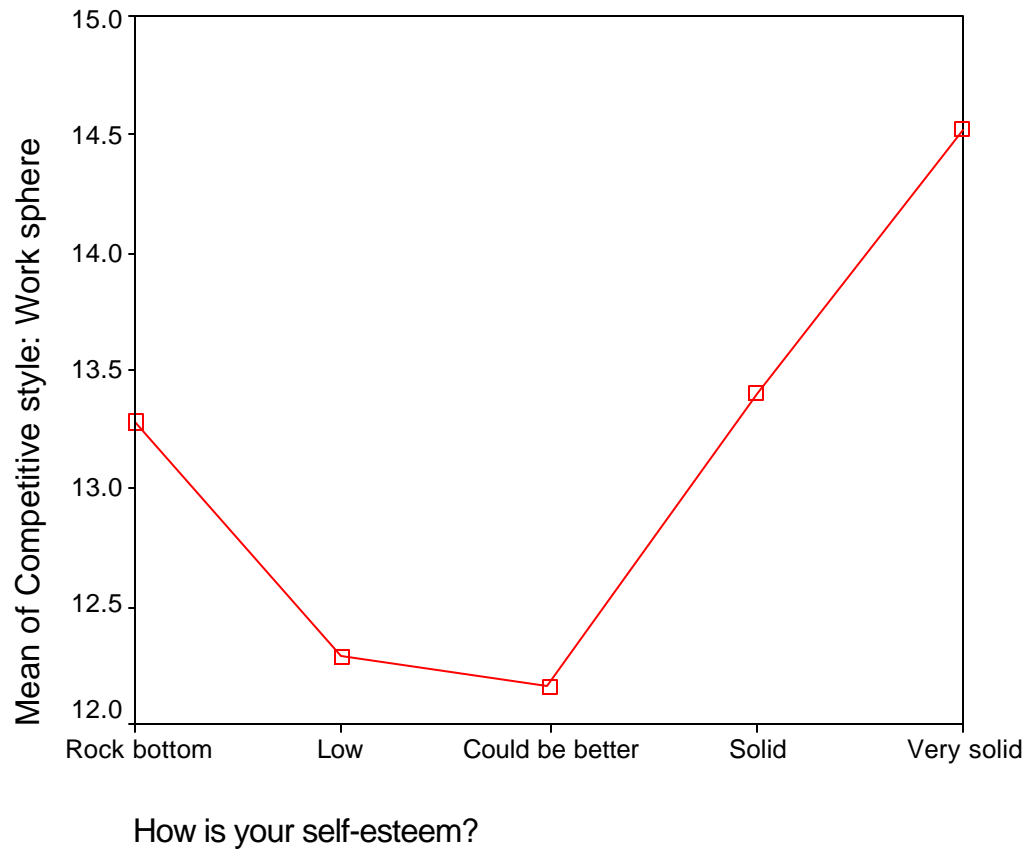
d) Competitive Style and Romantic Sphere:

COMPETITIVE STYLE IN THE ROMANTIC SPHERE AND SELF-ESTEEM



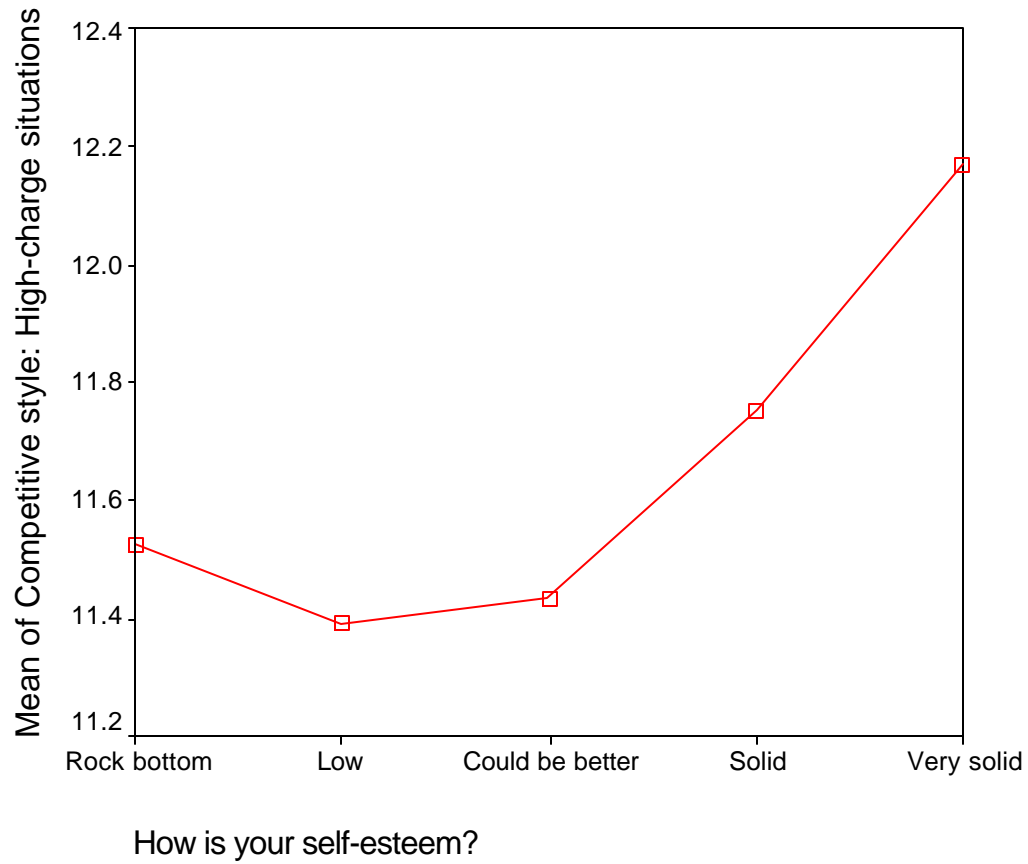
e) Competitive Style and Work/School Sphere:

COMPETITIVE STYLE IN THE WORK/SCHOOL SPHERE AND SELF-ESTEEM



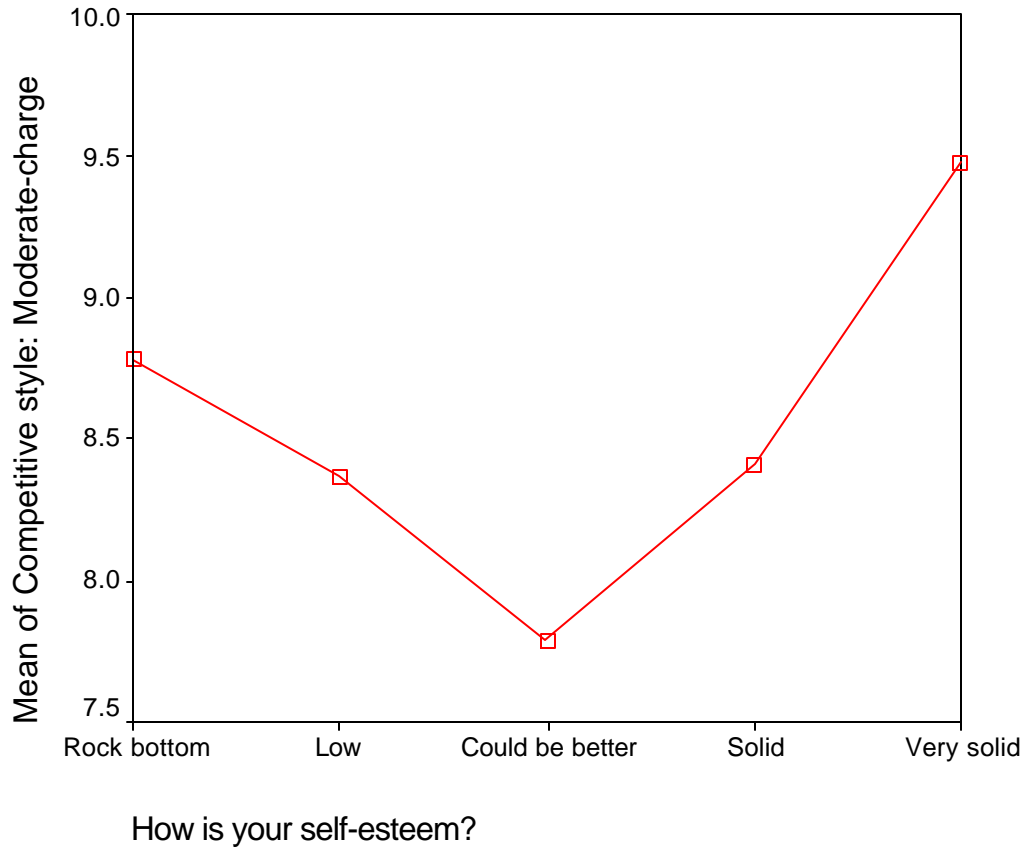
f) Competitive Style and High-Charge Situations:

COMPETITIVE STYLE IN HIGH-CHARGE SITUATIONS AND SELF-ESTEEM



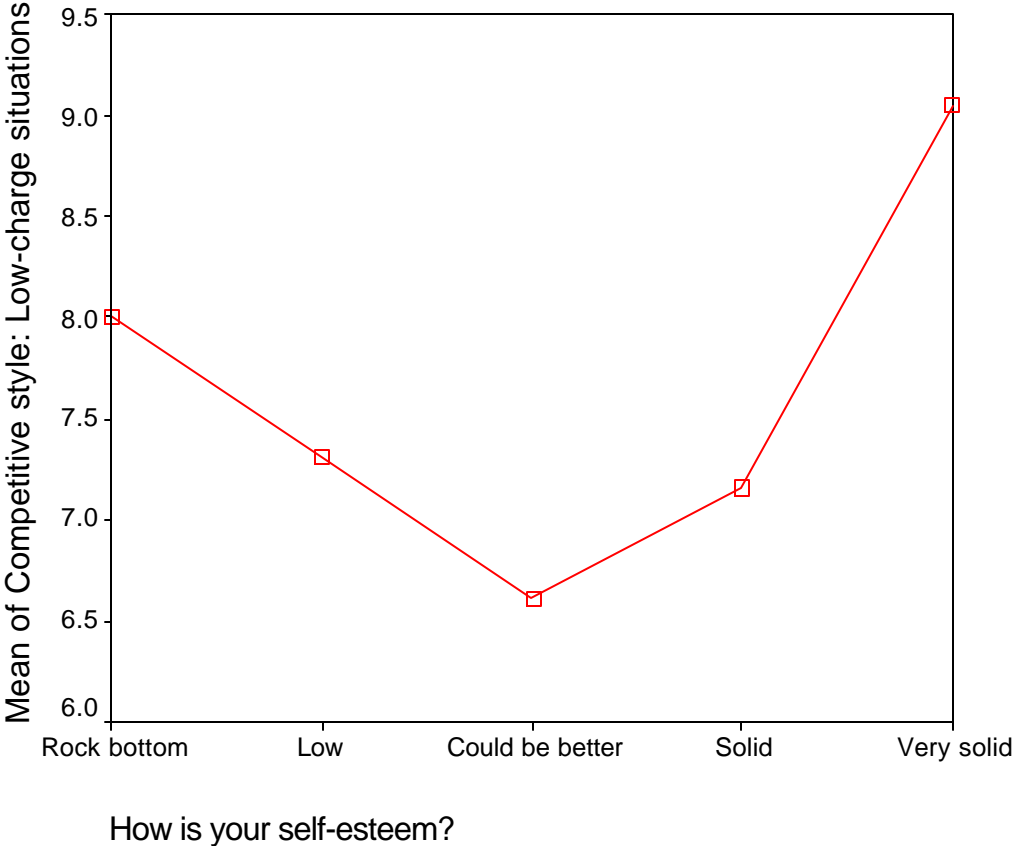
g) Competitive Style and Moderate-Charge Situations:

COMPETITIVE STYLE IN MODERATE-CHARGE SITUATIONS AND SELF-ESTEEM



h) Competitive Style and Low-Charge Situations:

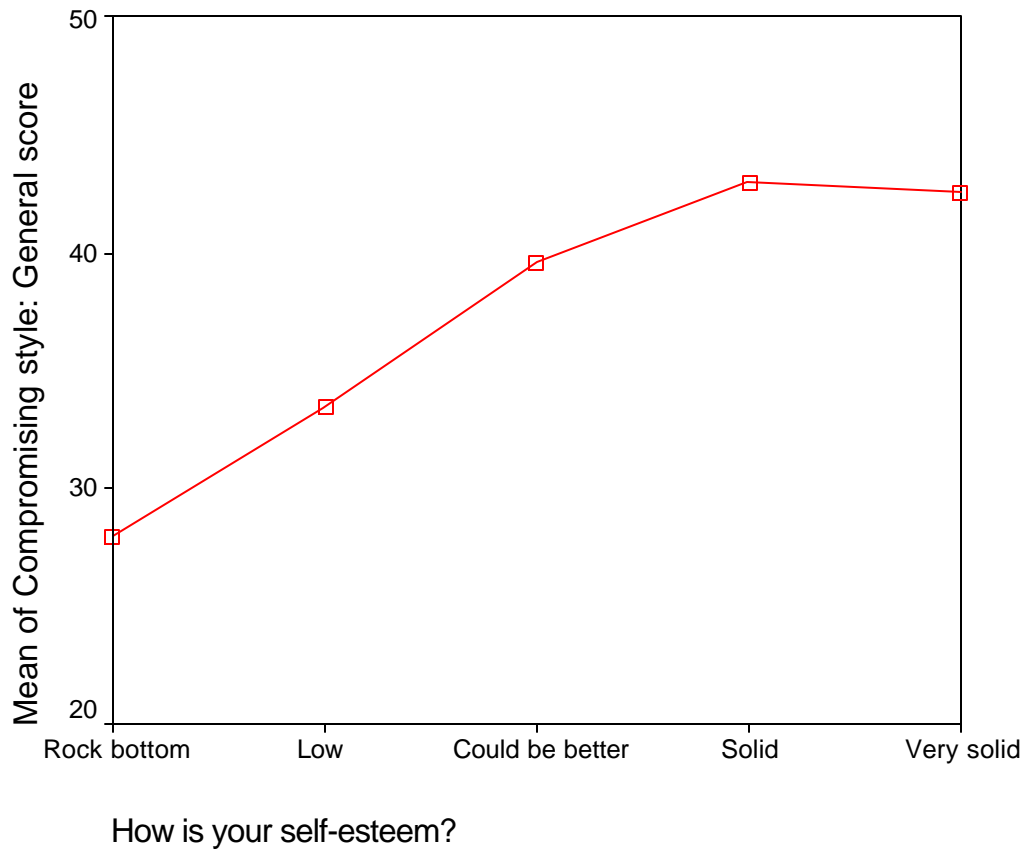
COMPETITIVE STYLE IN LOW-CHARGE SITUATIONS AND SELF-ESTEEM



4. Relationship between compromising conflict management style and self-esteem

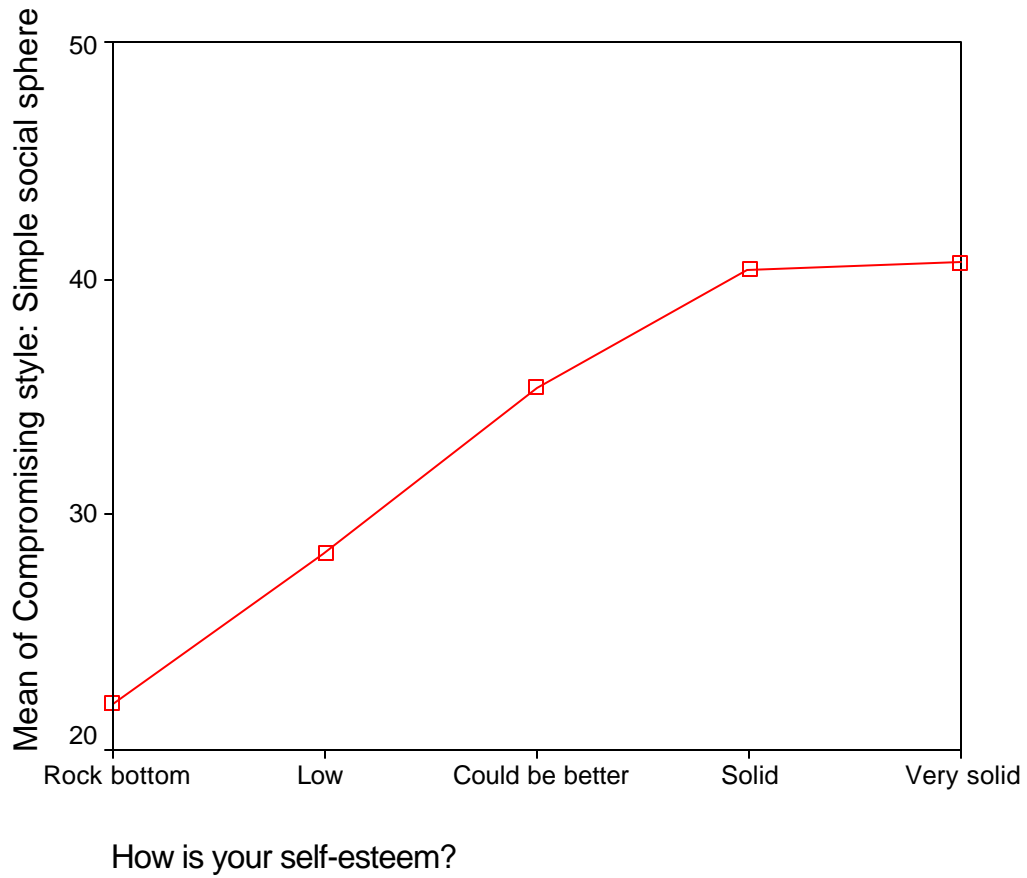
a) Compromising Style and General Score:

COMPROMISING STYLE AND SELF-ESTEEM



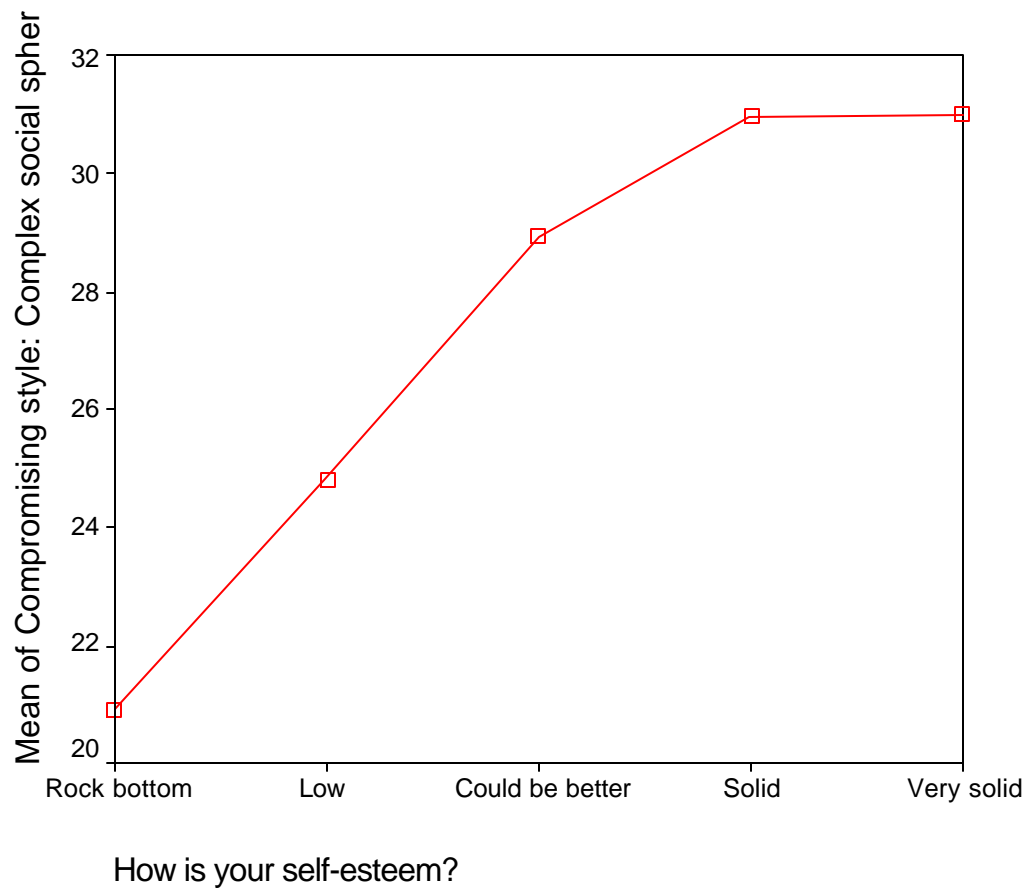
b) Compromising Style and Simple Social Sphere:

COMPROMISING STYLE IN THE SIMPLE SOCIAL SPHERE AND SELF-ESTEEM



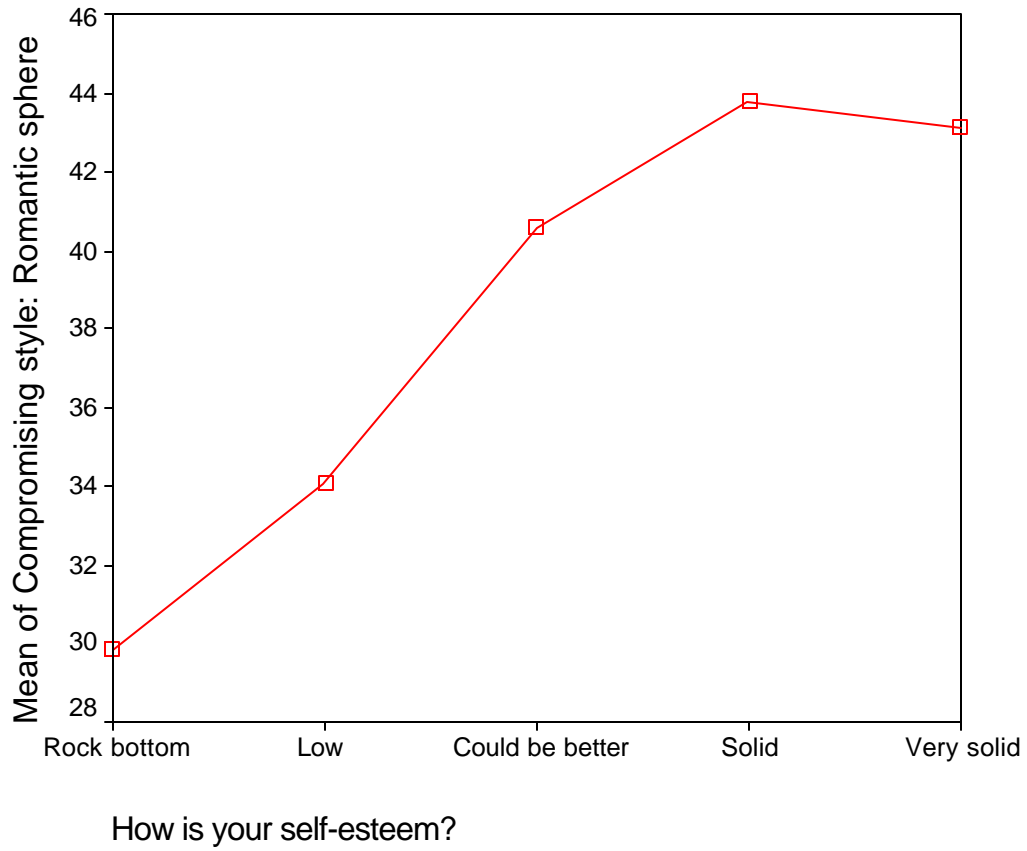
c) Compromising Style and Complex Social Sphere

COMPROMISING STYLE IN THE COMPLEX SOCIAL SPHERE AND SELF-ESTEEM



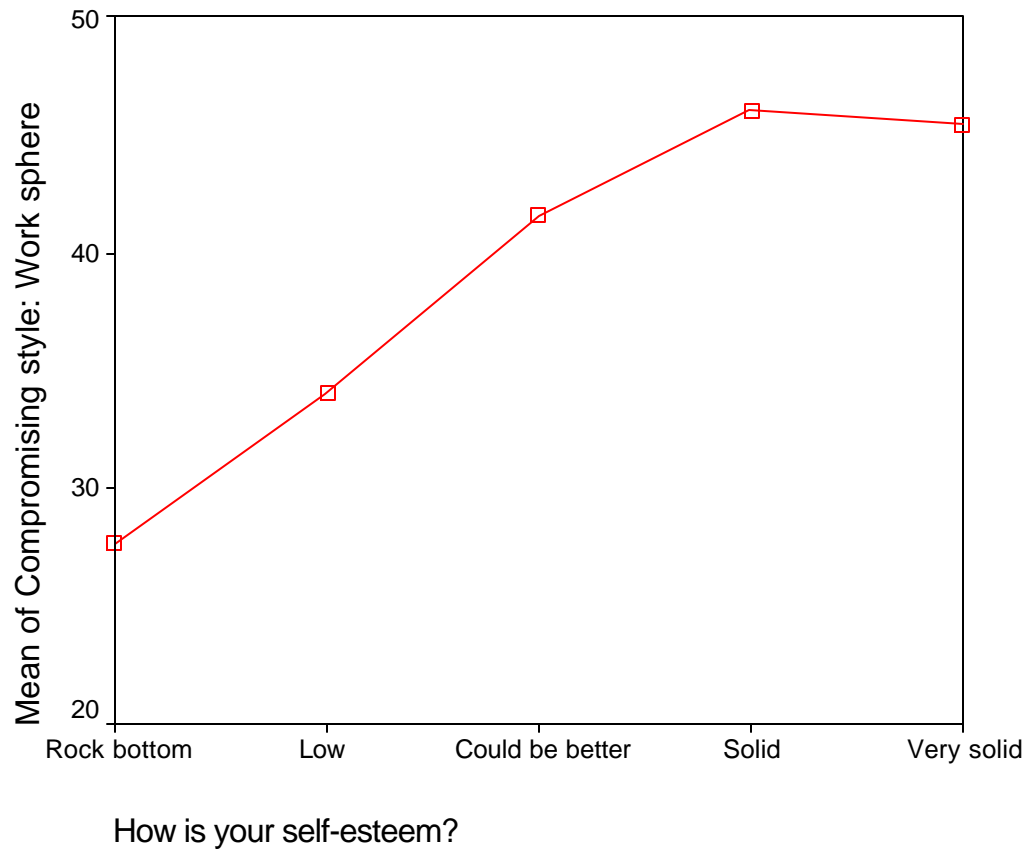
d) Compromising Style and Romantic Sphere:

COMPROMISING STYLE IN THE ROMANTIC SPHERE AND SELF-ESTEEM



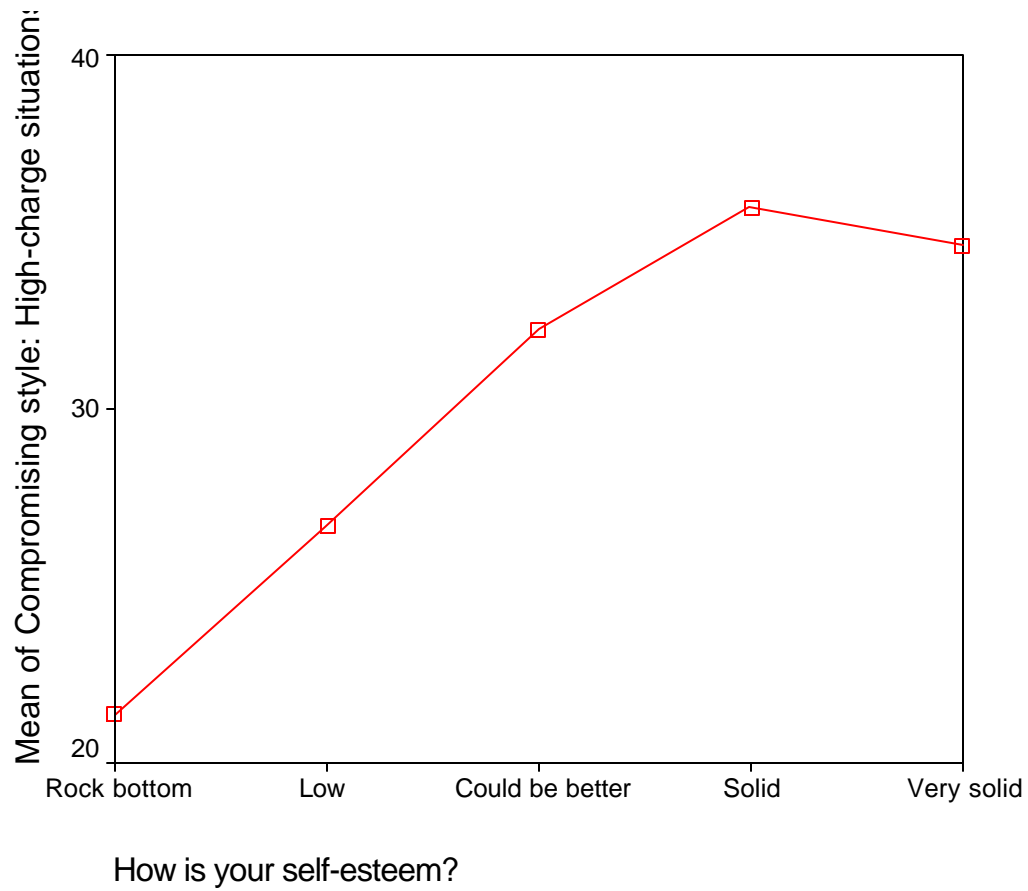
e) Compromising Style and Work/School Sphere:

COMPROMISING STYLE IN THE WORK/SCHOOL SPHERE AND SELF-ESTEEM



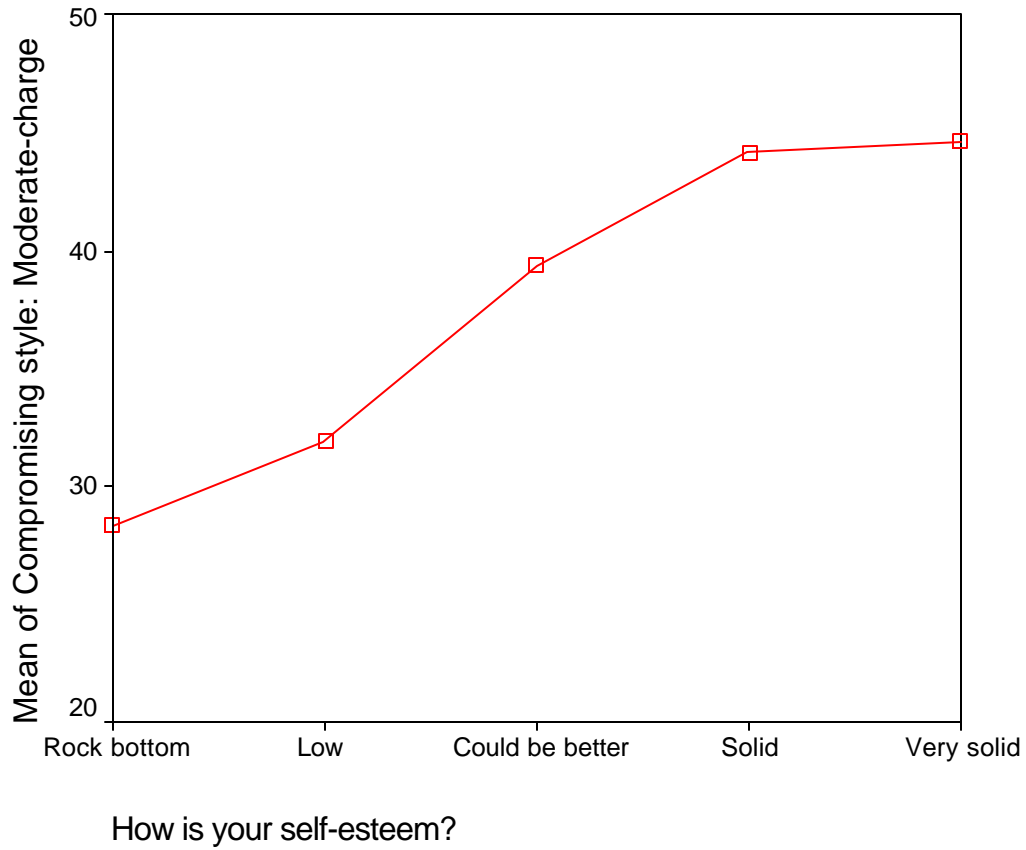
f) Compromising Style and High-Charge Situations:

COMPROMISING STYLE IN HIGH-CHARGE SITUATIONS AND SELF-ESTEEM



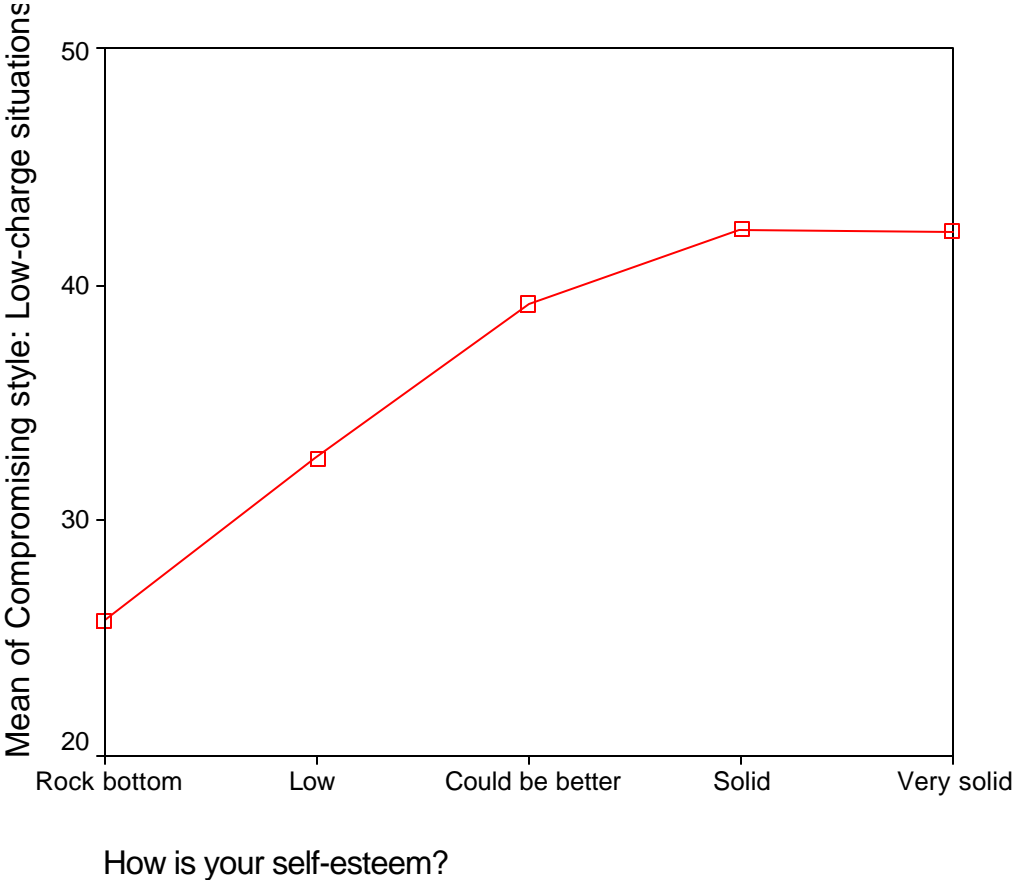
g) Compromising Style and Moderate-Charge Situations:

COMPROMISING STYLE IN MODERATE-CHARGE SITUATIONS AND SELF-ESTEEM



h) Compromising Style and Low-Charge Situations:

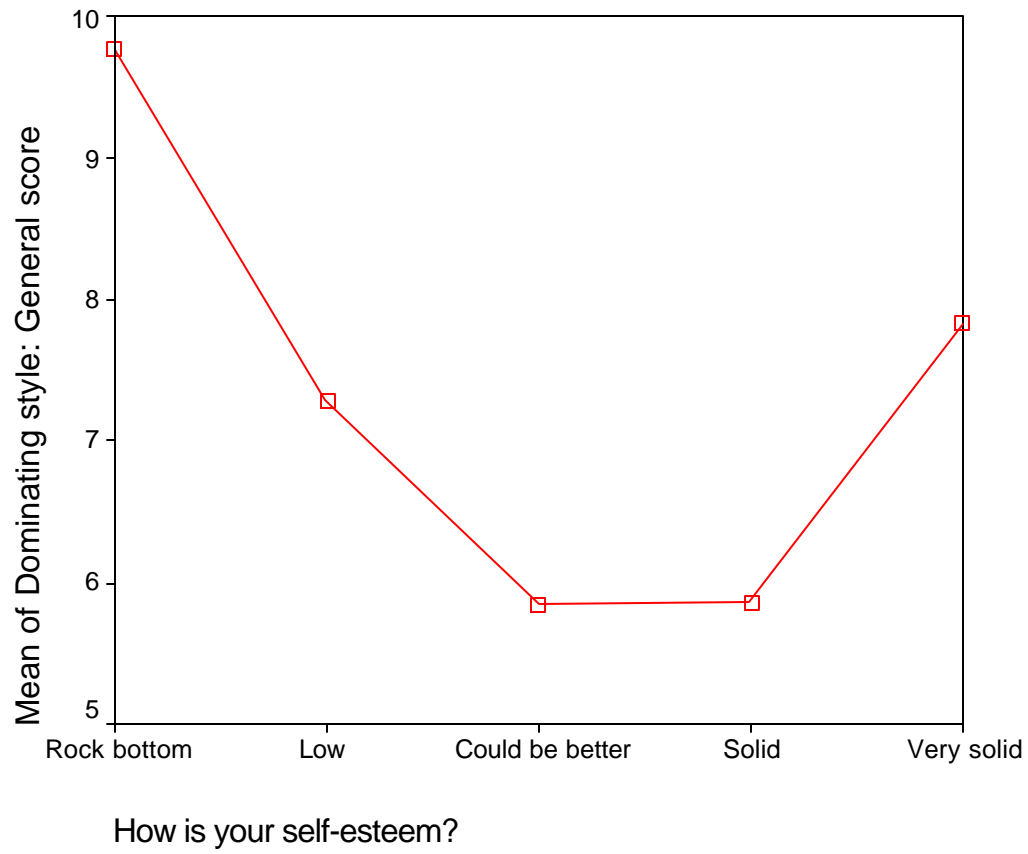
COMPROMISING STYLE IN LOW-CHARGE SITUATIONS AND SELF-ESTEEM



5. Relationship between dominating conflict management style and reaction to conflict

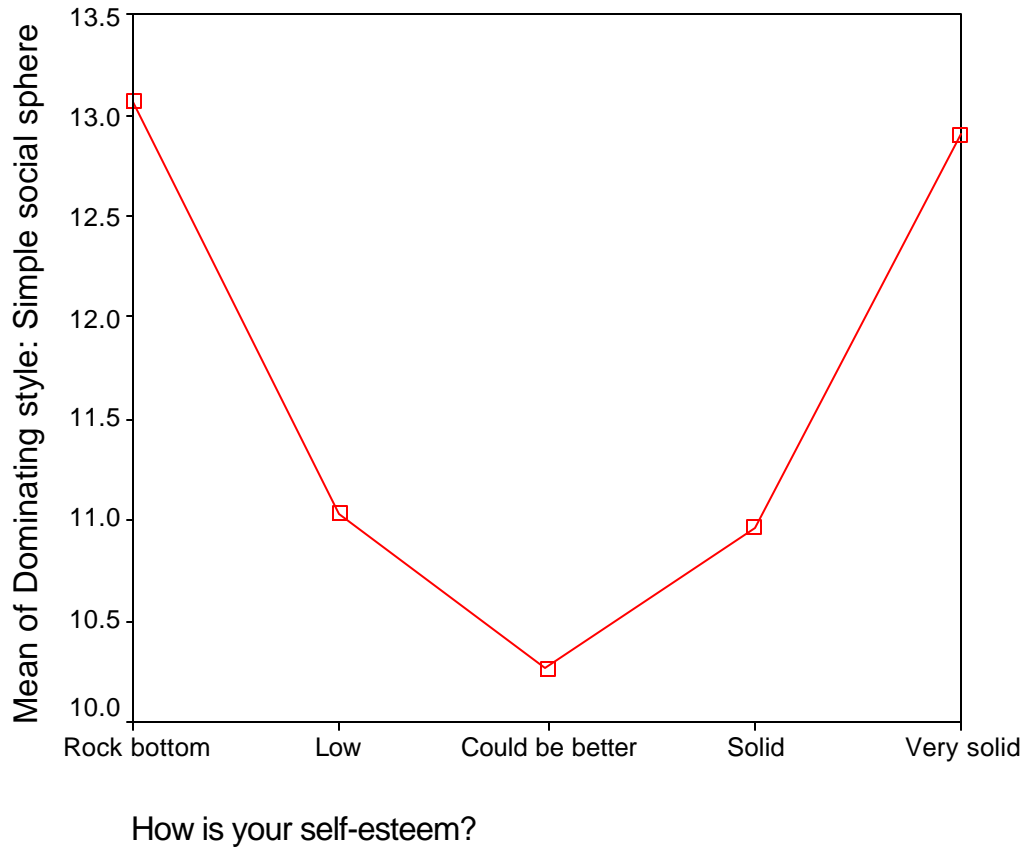
a) Dominating Style and General Score:

DOMINATING CONFLICT MANAGEMENT STYLE AND SELF-ESTEEM



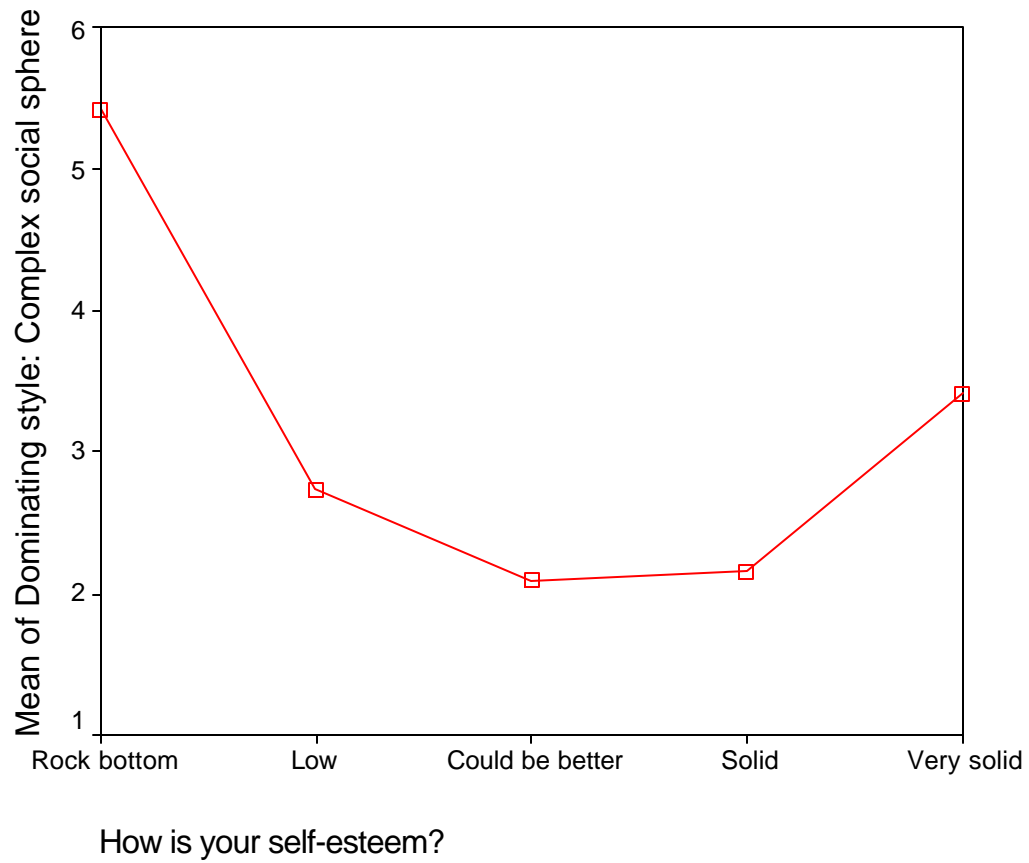
b) Dominating Style and Simple Social Sphere:

DOMINATING STYLE IN THE SIMPLE SOCIAL SPHERE AND SELF-ESTEEM



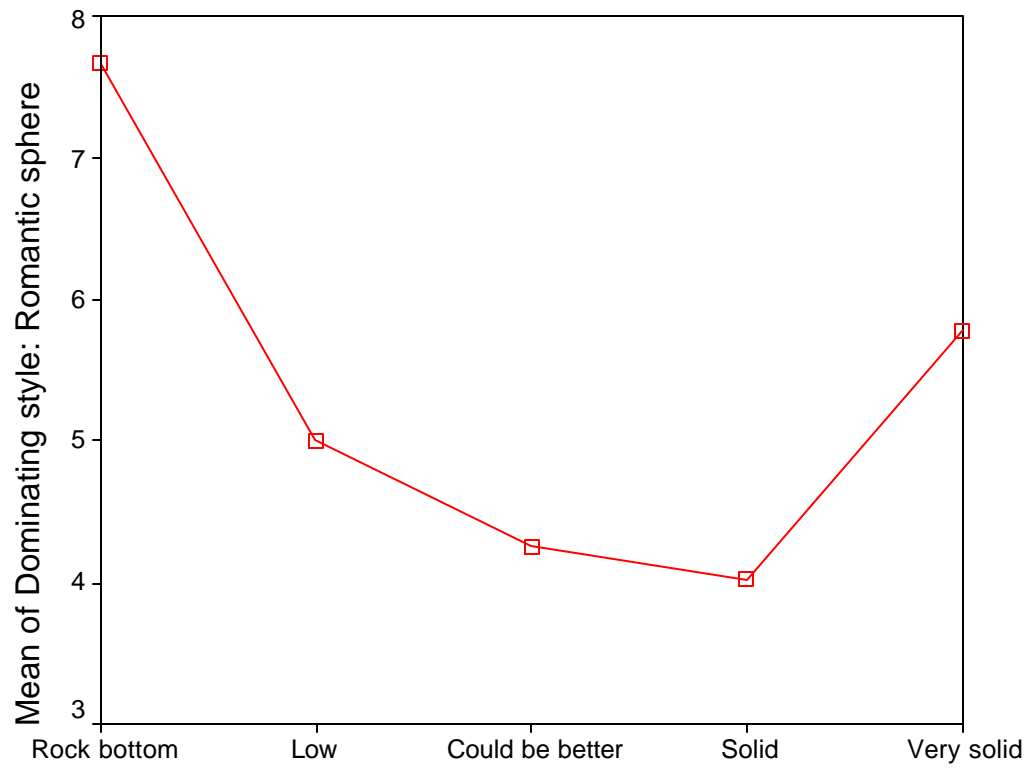
c) Dominating Style and Complex Social Sphere

DOMINATING STYLE IN THE COMPLEX SOCIAL SPHERE AND SELF-ESTEEM



d) Dominating Style and Romantic Sphere:

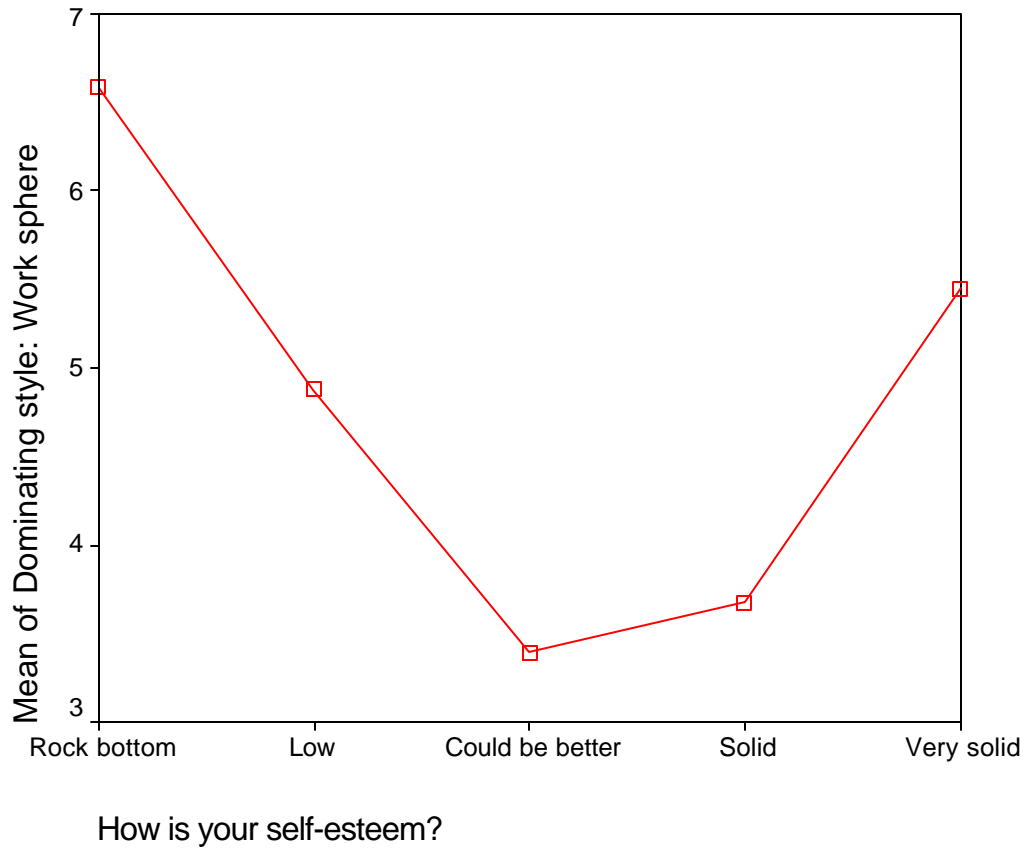
DOMINATING STYLE IN THE ROMANTIC SPHERE AND SELF-ESTEEM



How is your self-esteem?

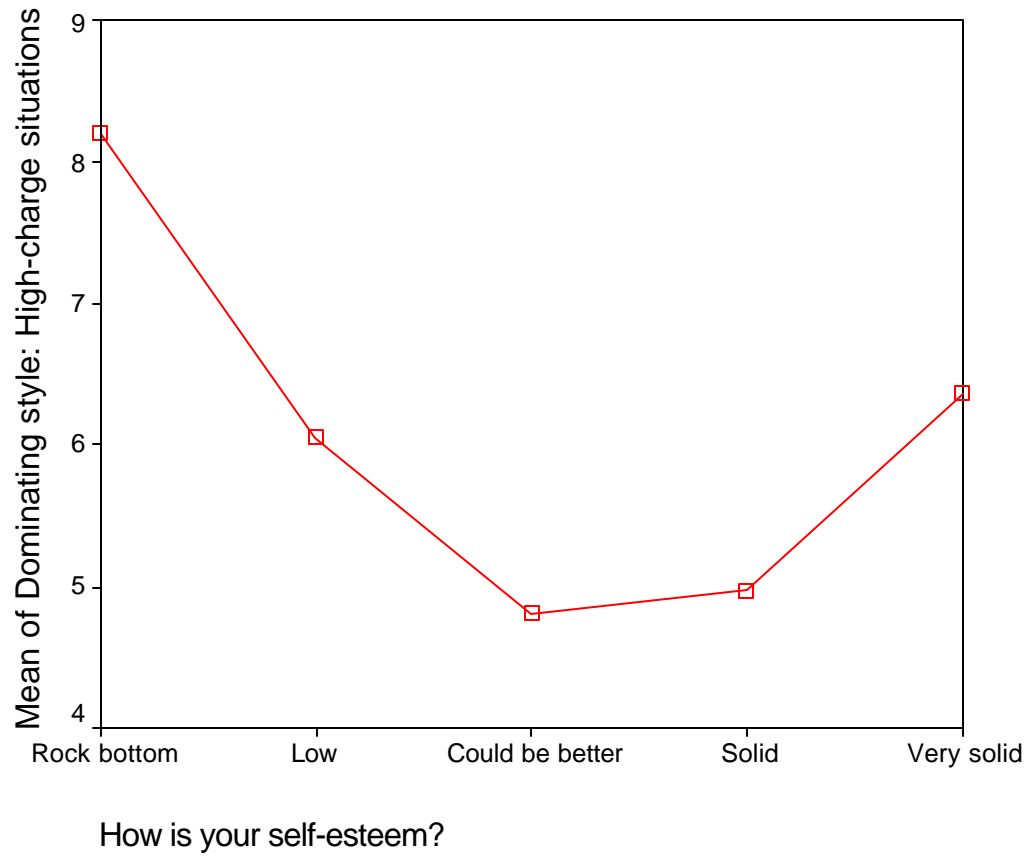
e) Dominating Style and Work/School Sphere:

DOMINATING STYLE IN THE WORK/SCHOOL SPHERE AND SELF-ESTEEM



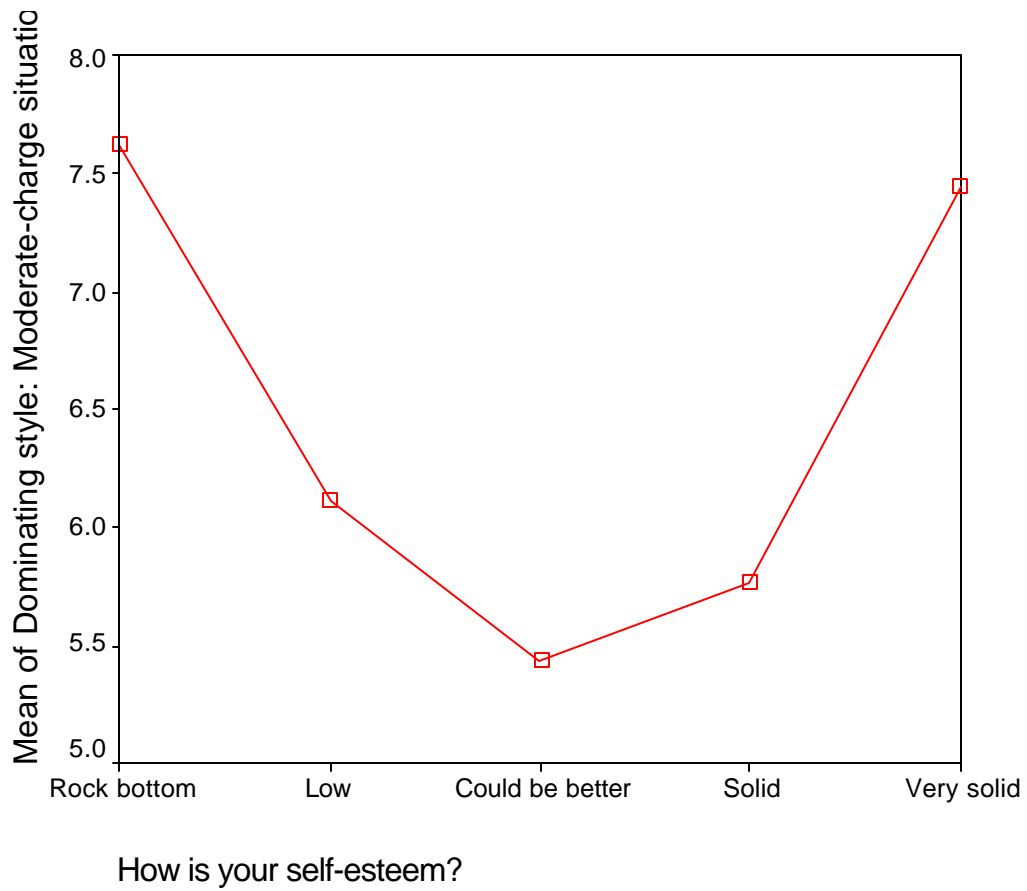
f) Dominating Style and High-Charge Situations:

DOMINATING STYLE IN HIGH-CHARGE SITUATIONS AND SELF-ESTEEM



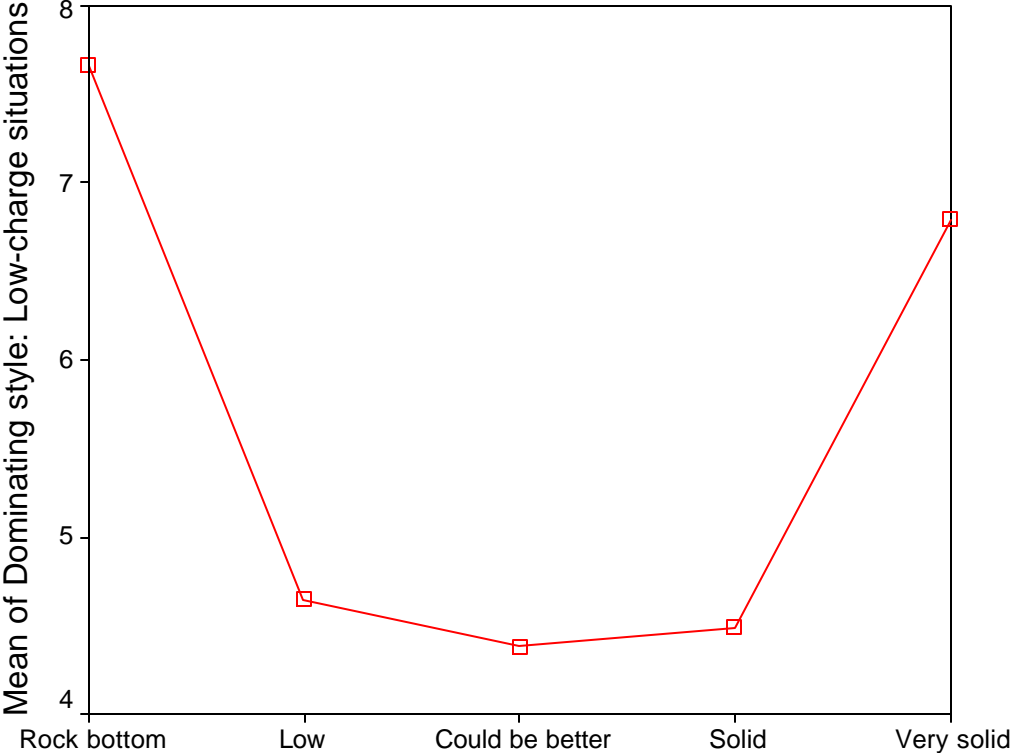
g) Dominating Style and Moderate-Charge Situations:

DOMINATING STYLE IN MODERATE-CHARGE SITUATIONS AND SELF-ESTEEM



h) Dominating Style and Low-Charge Situations:

DOMINATING STYLE IN LOW-CHARGE SITUATIONS AND SELF-ESTEEM

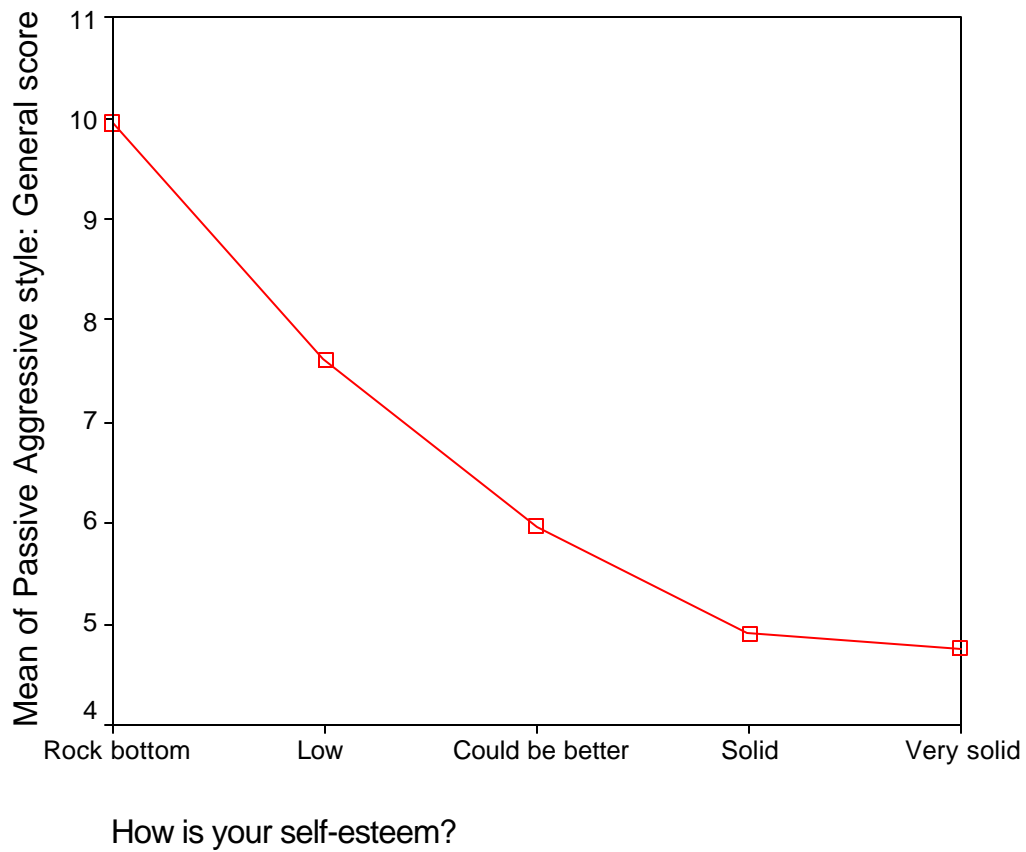


How is your self-esteem?

6. Relationship between passive-aggressive conflict management style and self-esteem

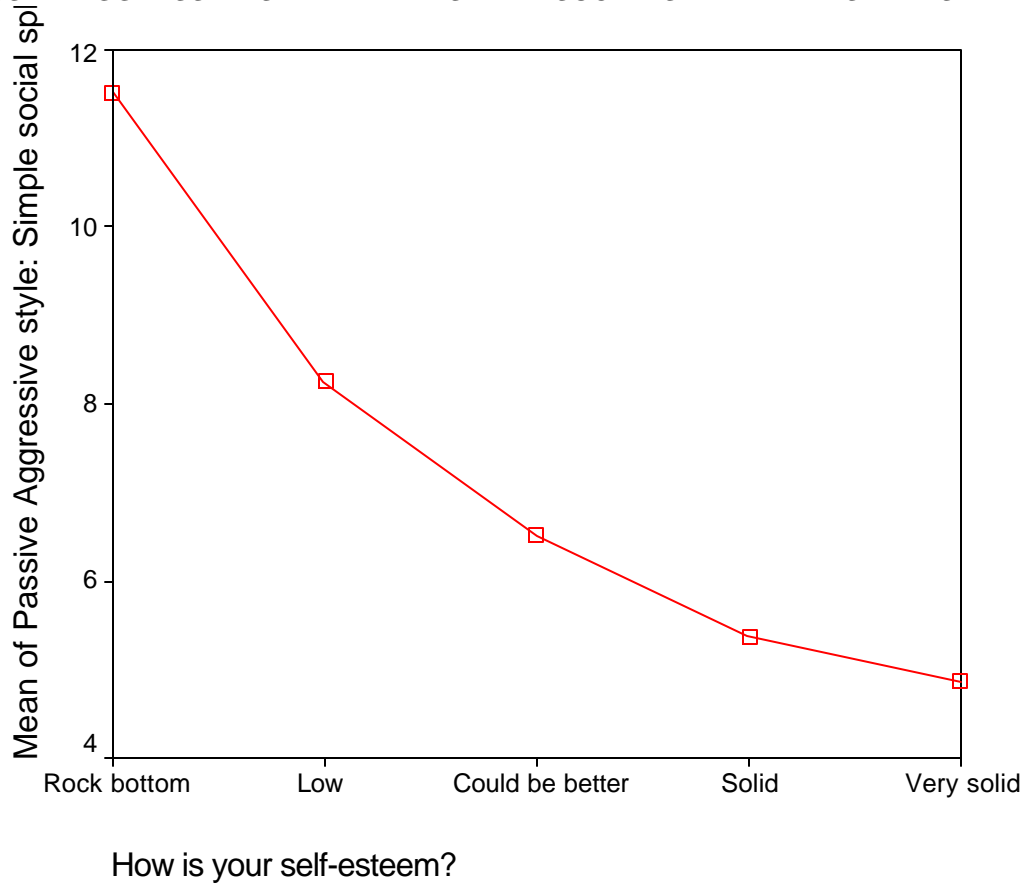
a) Passive-Aggressive Style and General Score:

PASSIVE-AGGRESSIVE STYLE AND SELF-ESTEEM



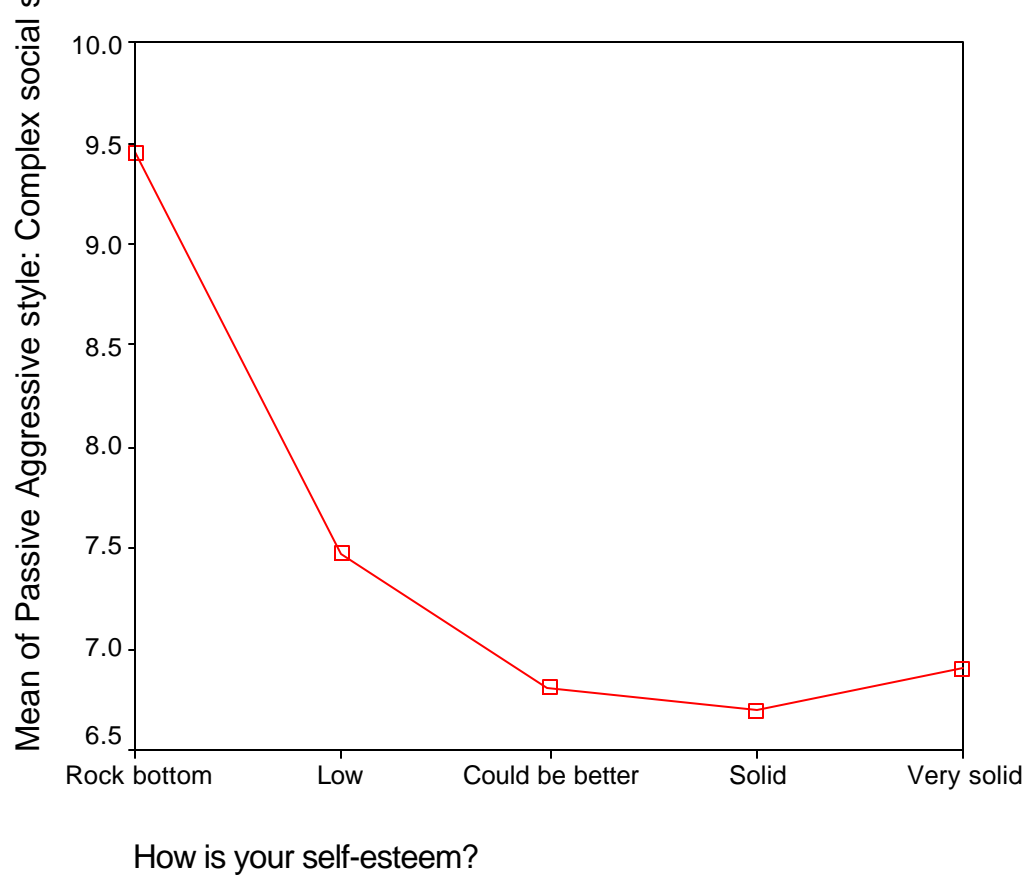
b) Simple Social Sphere:

PASSIVE-AGGRESSIVE STYLE IN THE SIMPLE SOCIAL SPHERE AND SELF-ESTEEM



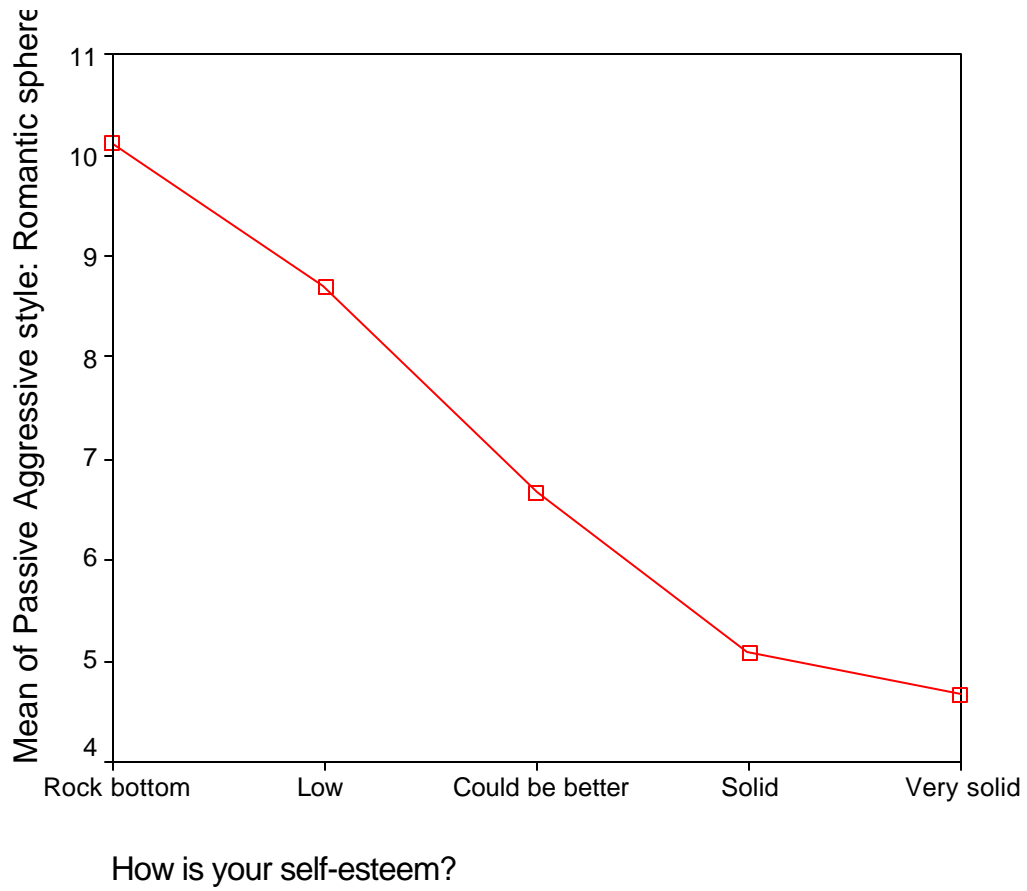
c) Complex Social Sphere

PASSIVE-AGGRESSIVE STYLE IN THE COMPLEX SOCIAL SPHERE AND SELF-ESTEEM



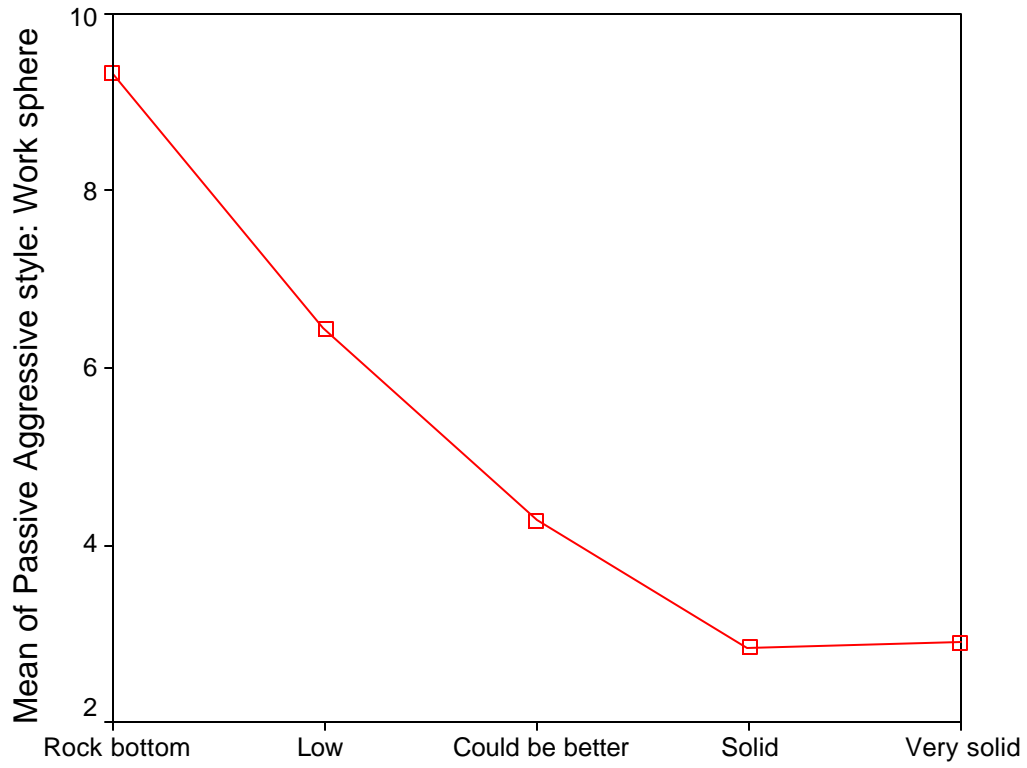
d) Romantic Sphere:

PASSIVE-AGGRESSIVE STYLE IN THE ROMANTIC SPHERE AND SELF-ESTEEM



e) Work/School Sphere:

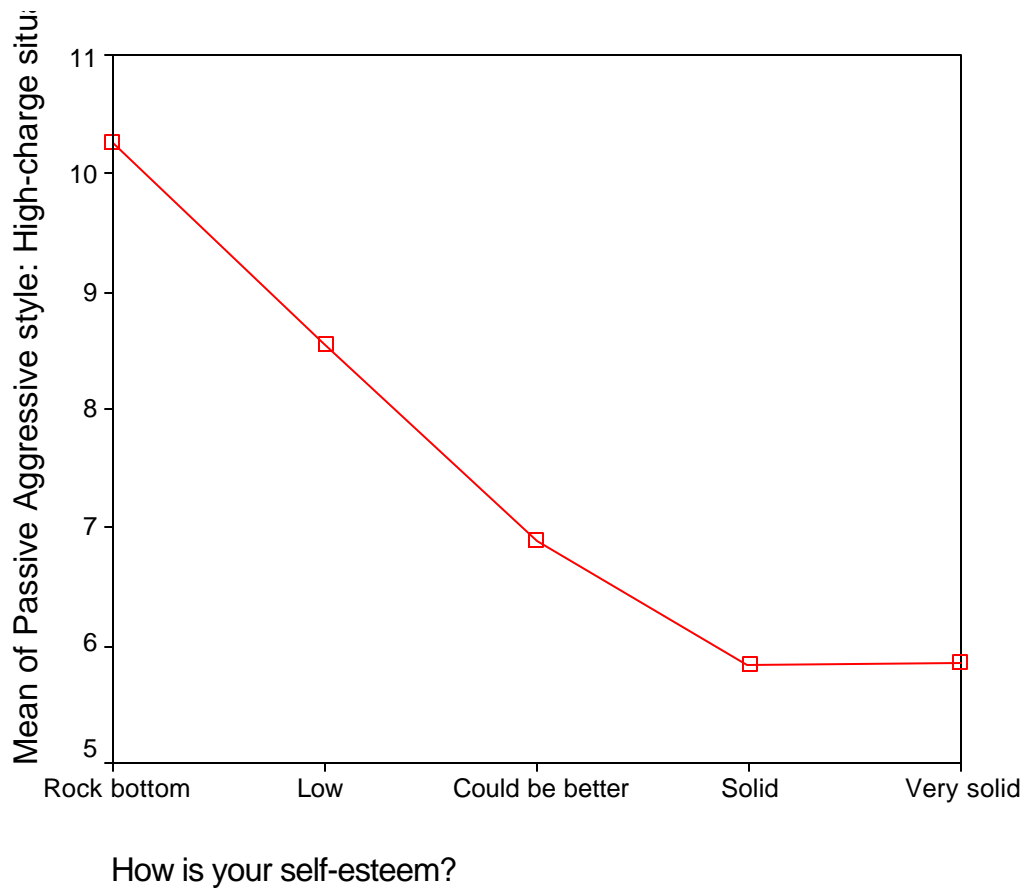
PASSIVE-AGGRESSIVE STYLE IN THE WORK/SCHOOL SPHERE AND SELF-ESTEEM



How is your self-esteem?

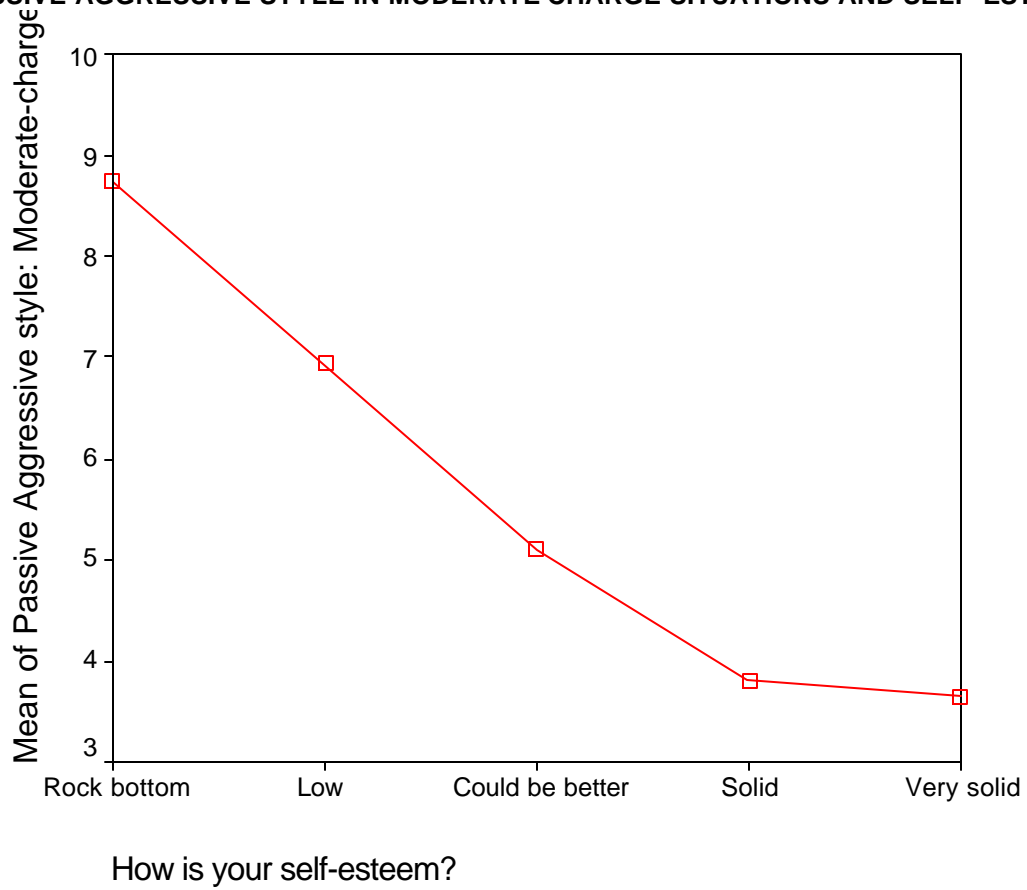
f) High-Charge Situations:

PASSIVE-AGGRESSIVE STYLE IN HIGH-CHARGE SITUATIONS AND SELF-ESTEEM



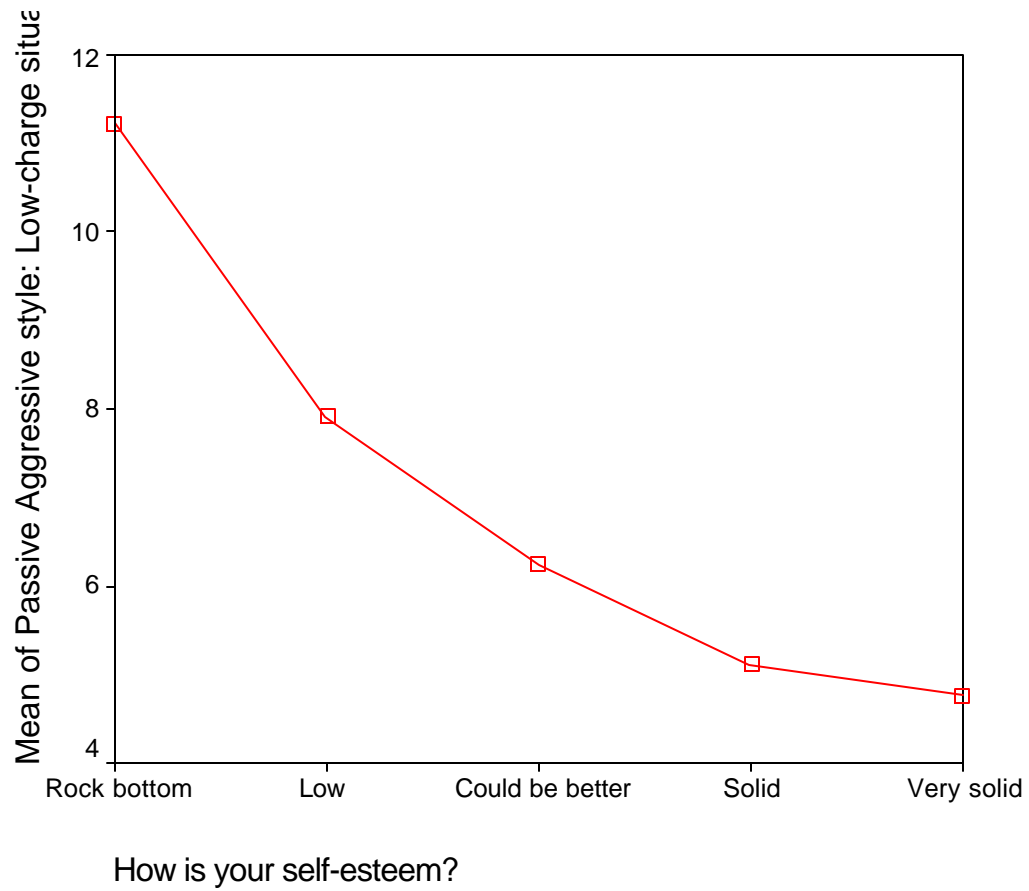
g) Moderate-Charge Situations:

PASSIVE-AGGRESSIVE STYLE IN MODERATE-CHARGE SITUATIONS AND SELF-ESTEEM



h) Low-Charge Situations:

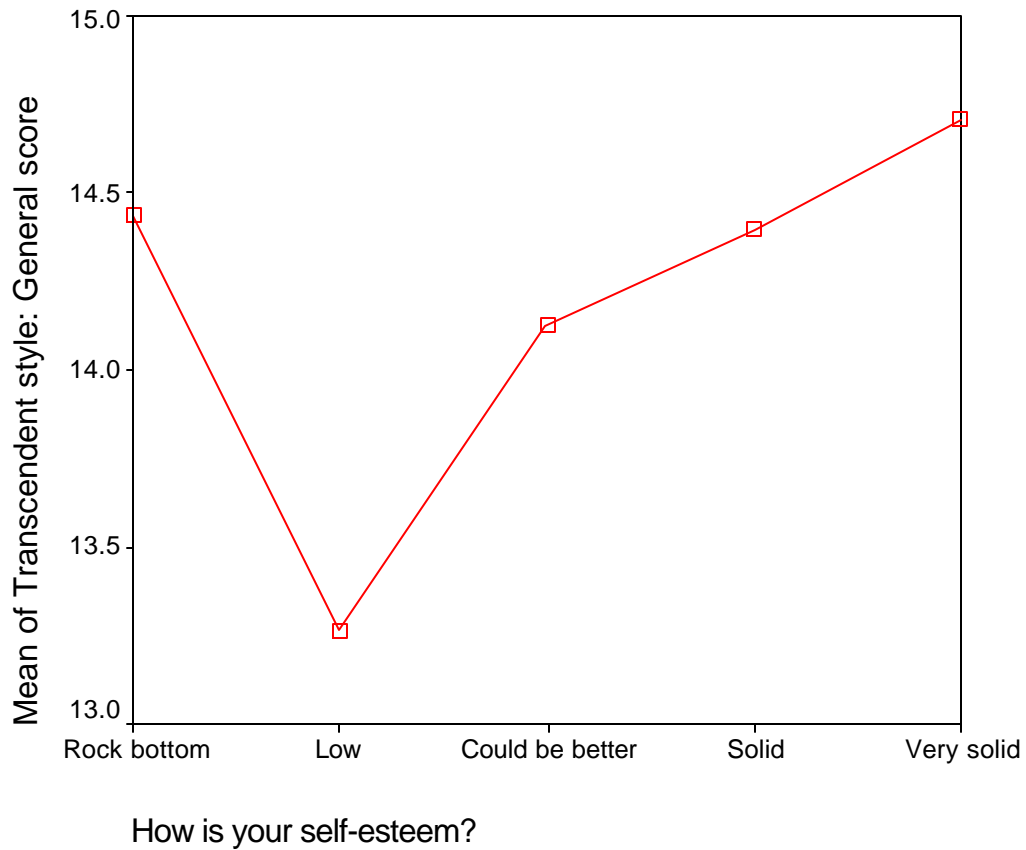
PASSIVE-AGGRESSIVE STYLE IN LOW-CHARGE SITUATIONS AND SELF-ESTEEM



7. Relationship between transcendent conflict management style and self-esteem

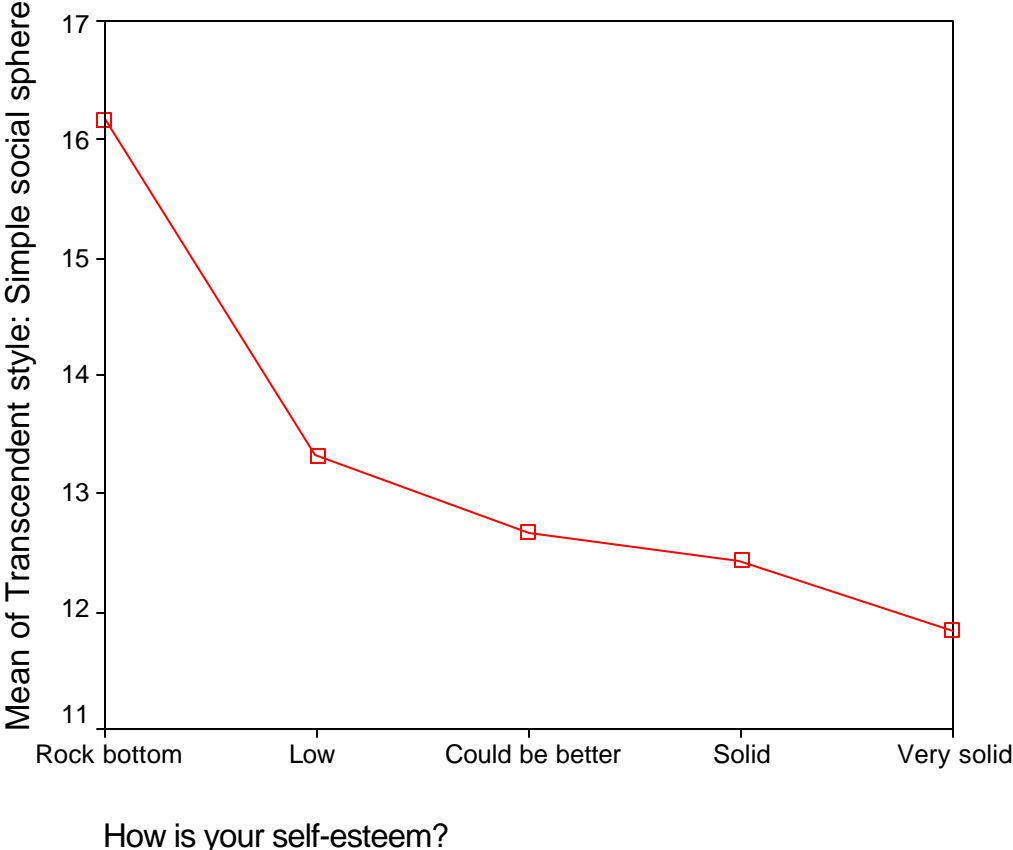
a) Transcendent Style and General Score:

TRANSCENDENT STYLE AND SELF-ESTEEM



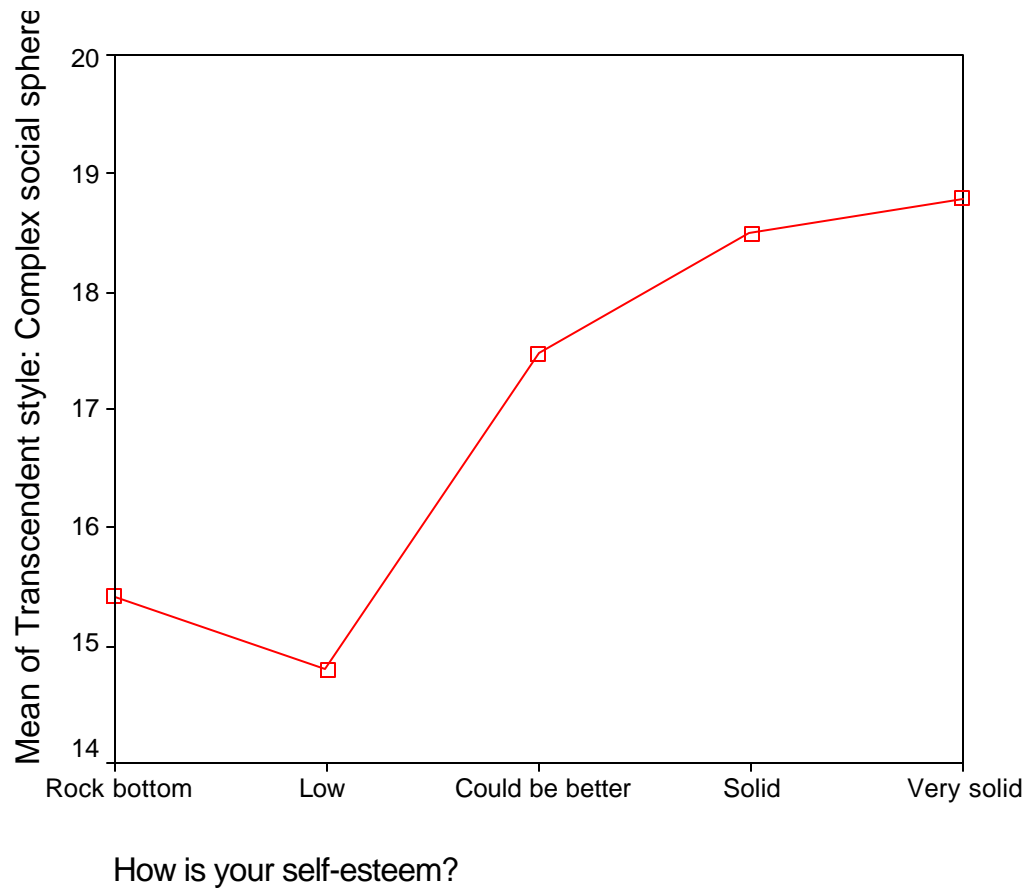
b) Simple Social Sphere:

TRANSCENDENT STYLE IN THE SIMPLE SOCIAL SPHERE AND SELF-ESTEEM



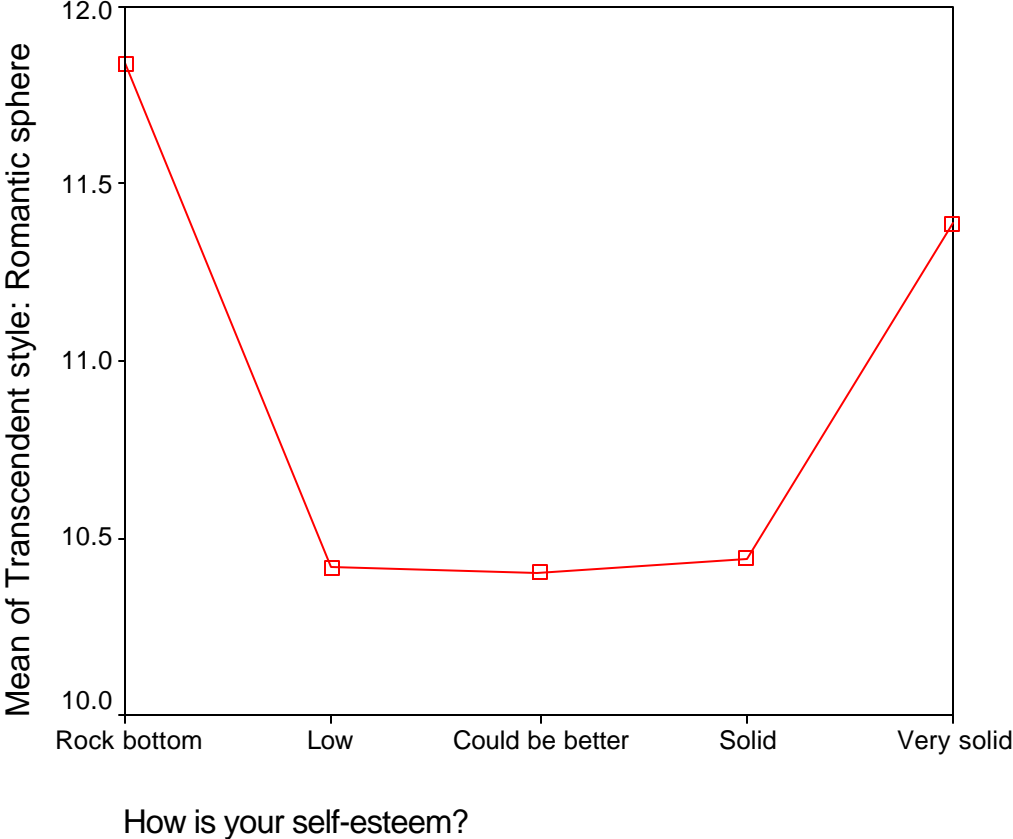
c) Complex Social Sphere

TRANSCENDENT STYLE IN THE COMPLEX SOCIAL SPHERE AND SELF-ESTEEM



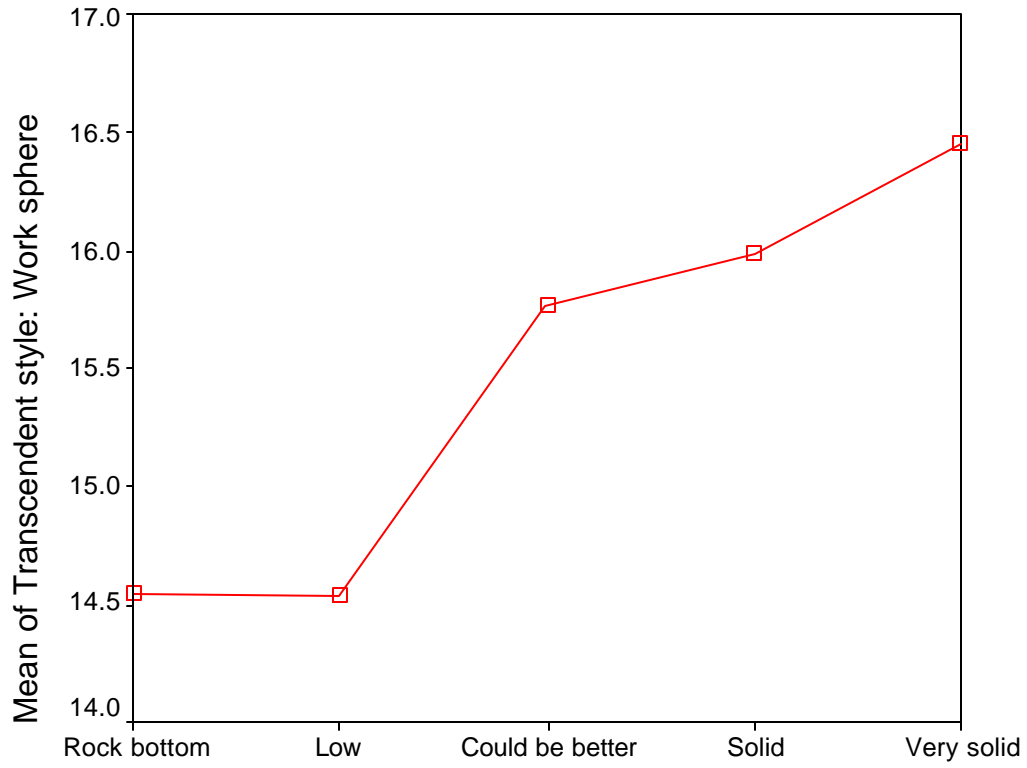
d) Romantic Sphere:

TRANSCENDENT STYLE IN THE ROMANTIC SPHERE AND SELF-ESTEEM



e) Work/School Sphere:

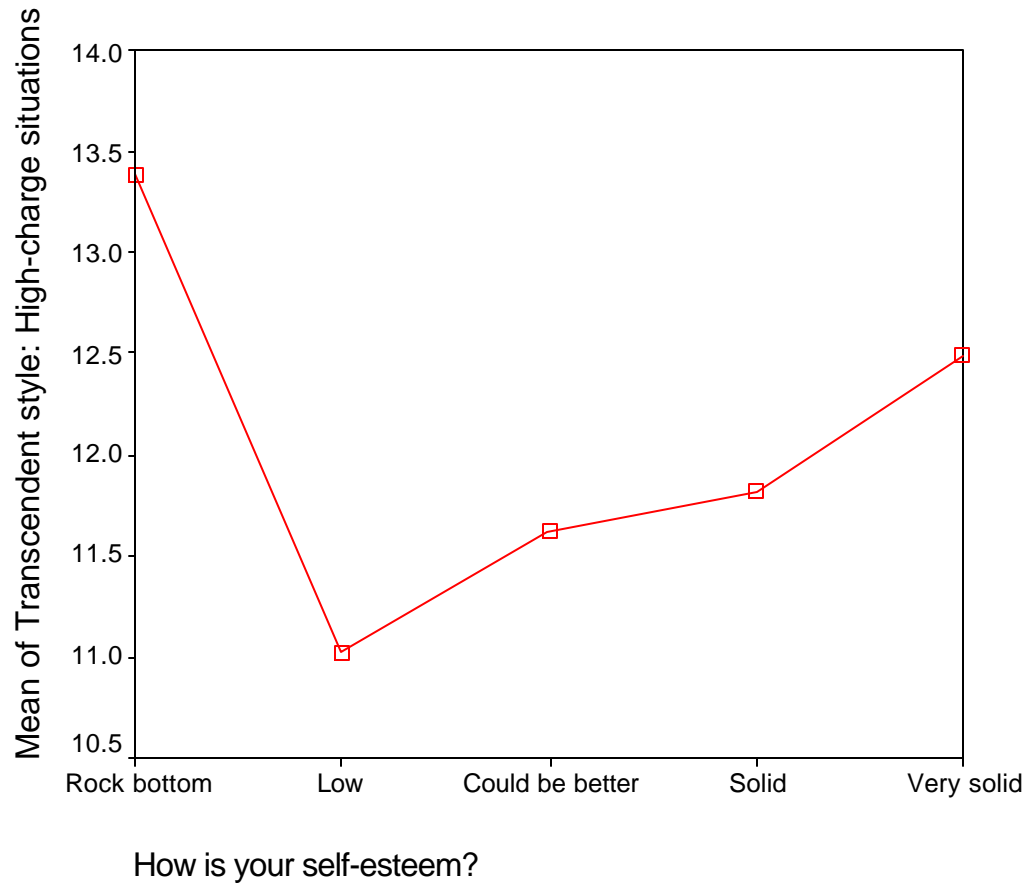
TRANSCENDENT STYLE IN THE WORK/SCHOOL SPHERE AND SELF-ESTEEM



How is your self-esteem?

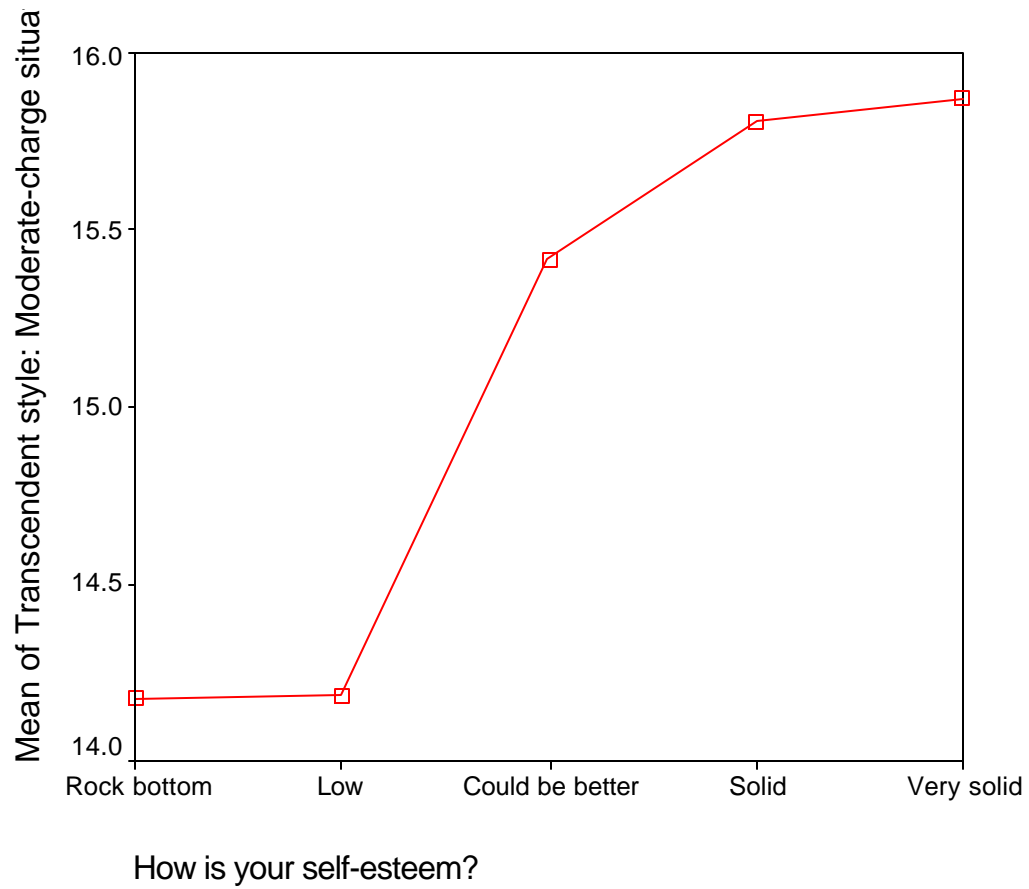
f) High-Charge Situations:

TRANSCENDENT STYLE IN HIGH-CHARGE SITUATIONS AND SELF-ESTEEM



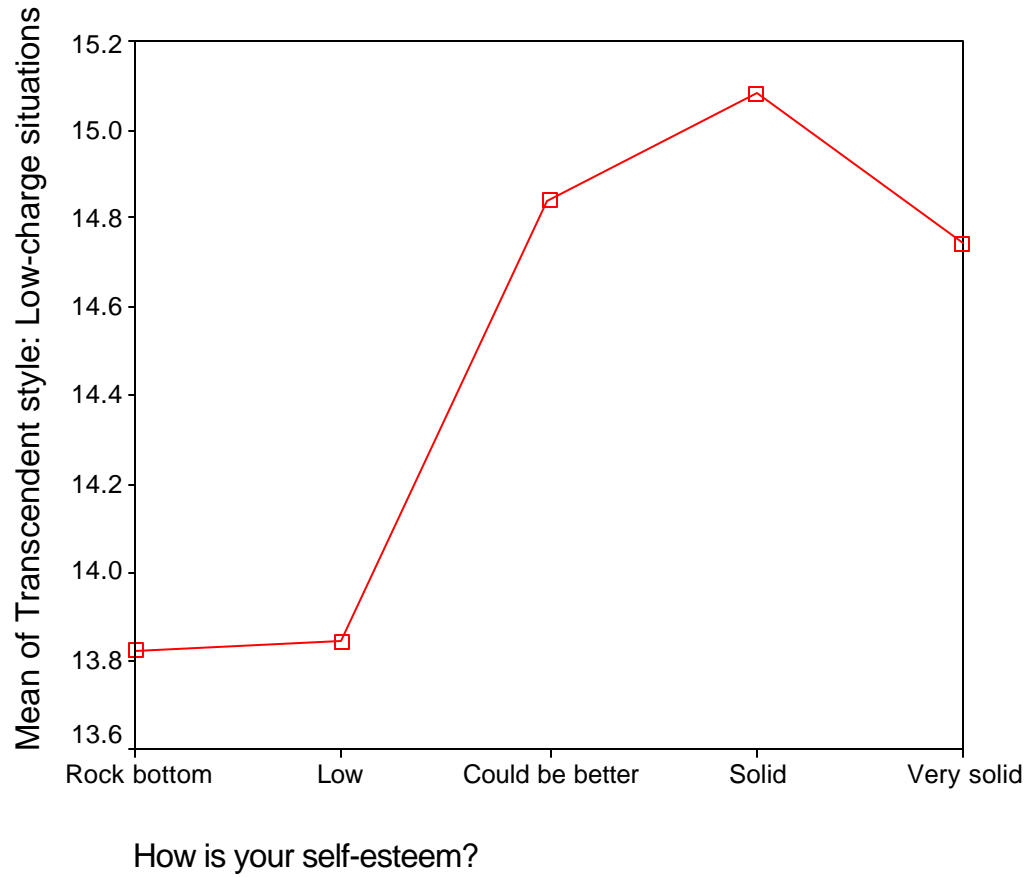
g) Moderate-Charge Situations:

TRANSCENDENT STYLE IN MODERATE-CHARGE SITUATIONS AND SELF-ESTEEM



h) Low-Charge Situations:

TRANSCENDENT STYLE IN LOW-CHARGE SITUATIONS AND SELF-ESTEEM



Criterion and Construct Validity (Continued)

Question #3: Do people tell you that you should stand up for yourself?

VALUE="1" > All the time

VALUE="2" > Pretty often

VALUE="3" > From time to time

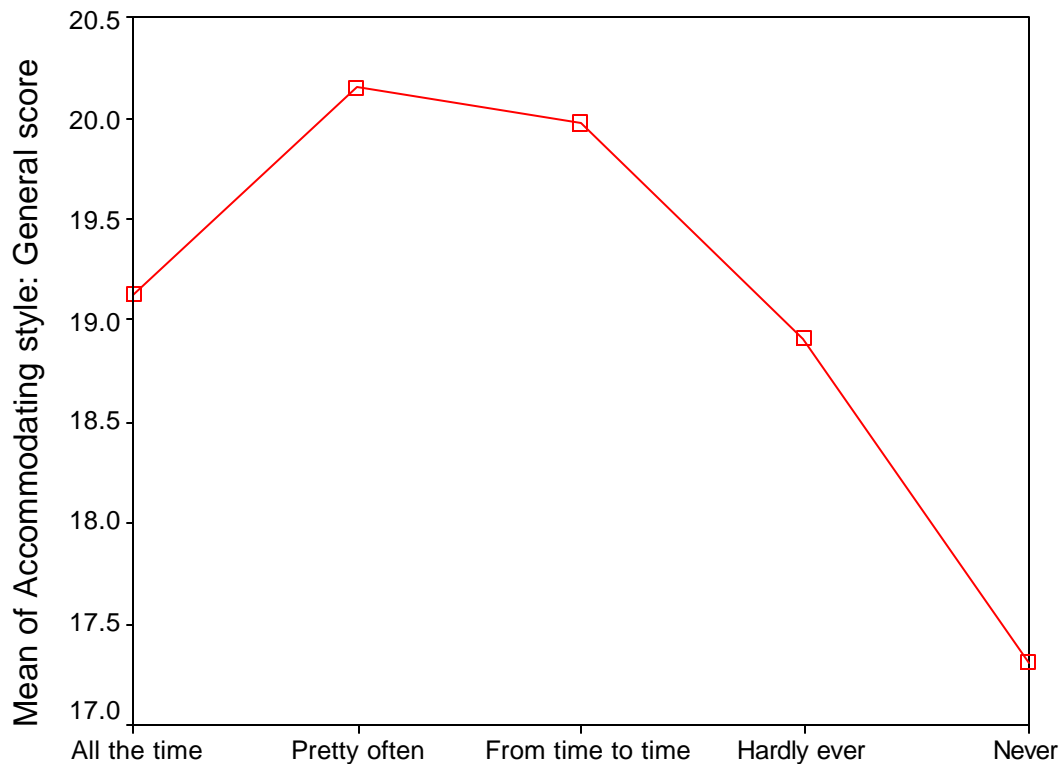
VALUE="4" > Hardly ever

VALUE="5" > Never

1. Relationship between accommodating conflict management style and being told to stand up for oneself

a) Accommodating Style and General Score:

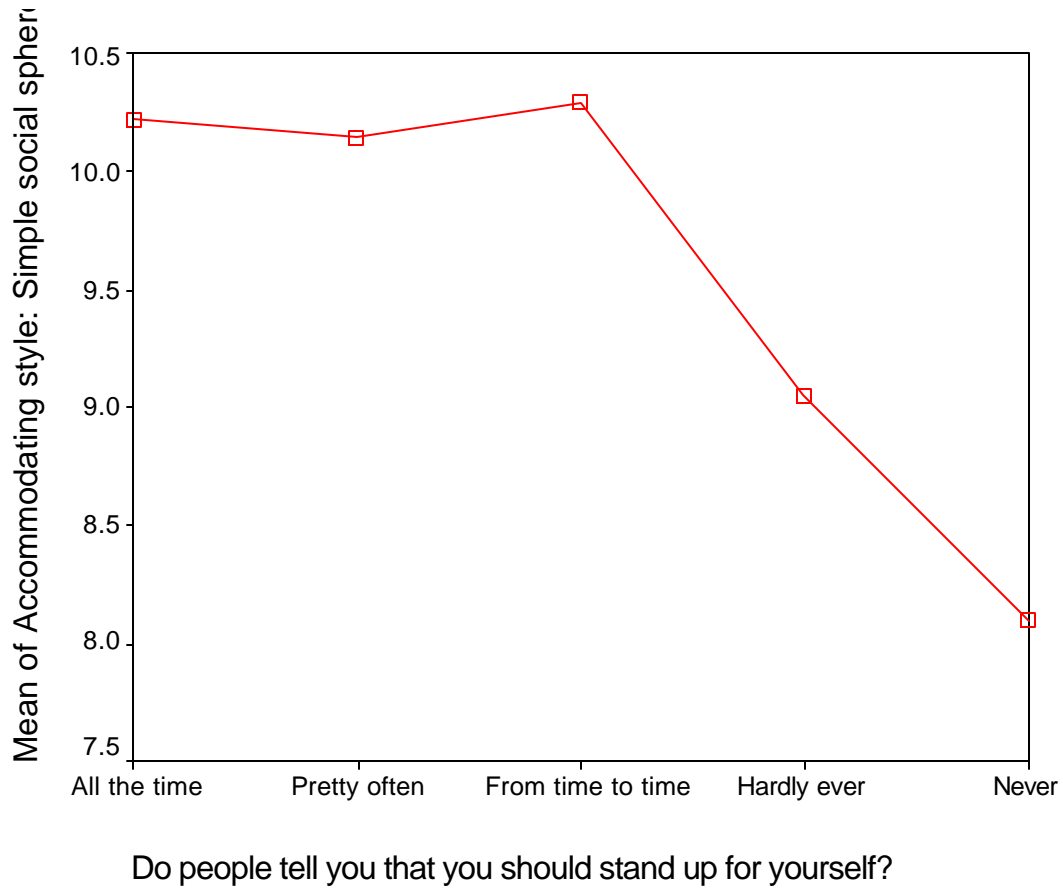
ACCOMODATING STYLE AND BEING TOLD TO STAND UP FOR ONESELF



Do people tell you that you should stand up for yourself?

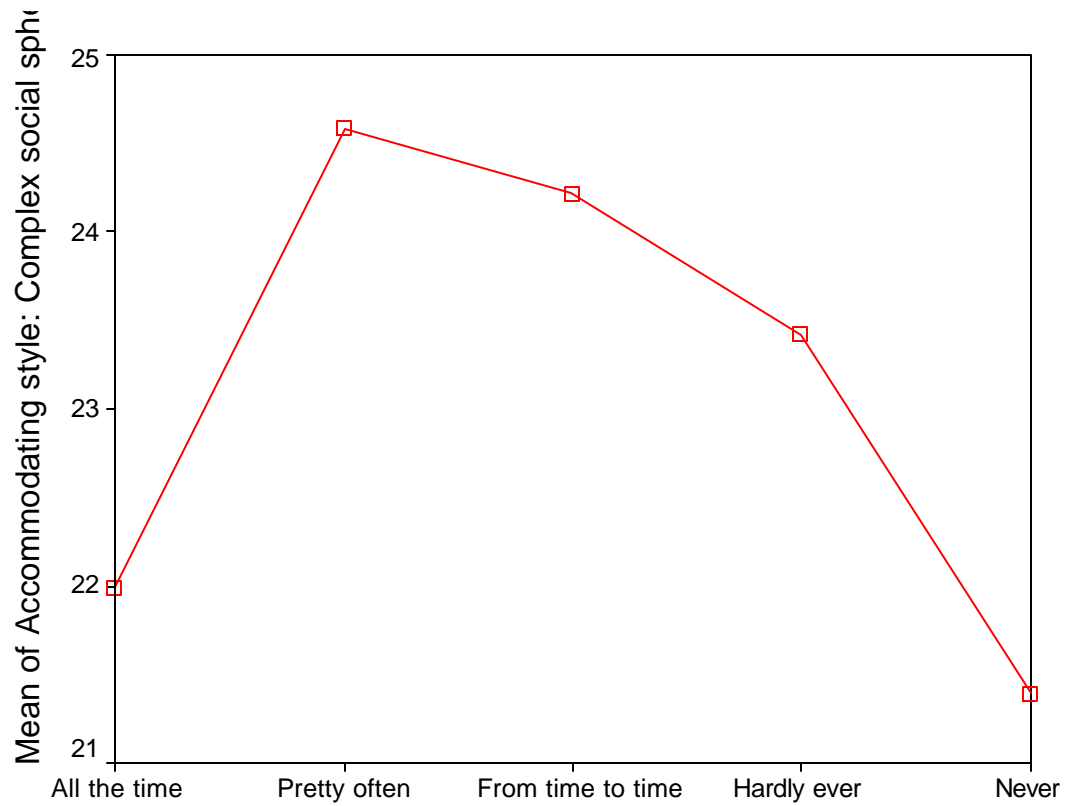
b) Accommodating Style and Simple Social Sphere:

ACCOMODATING STYLE IN THE SIMPLE SOCIAL SPHERE AND BEING TOLD TO STAND UP FOR ONESELF



c) Accommodating Style and Complex Social Sphere:

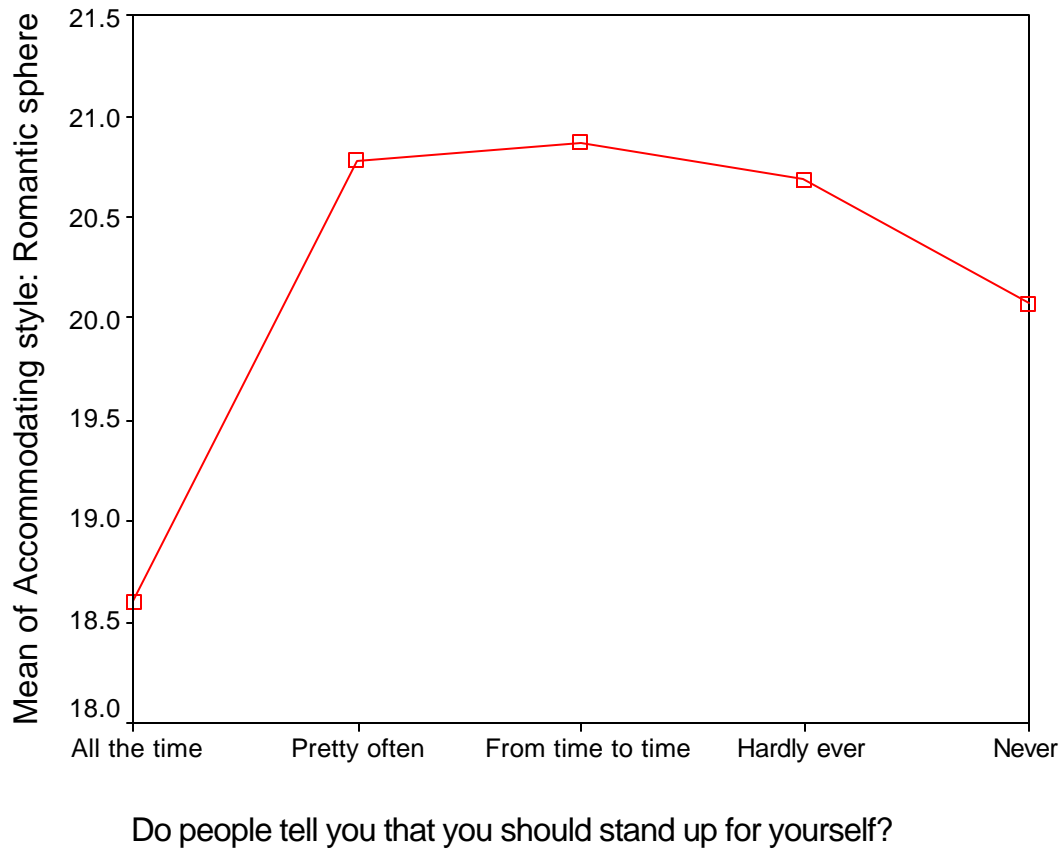
ACCOMODATING STYLE IN THE COMPLEX SOCIAL SPHERE AND BEING TOLD TO STAND UP FOR ONESELF



Do people tell you that you should stand up for yourself?

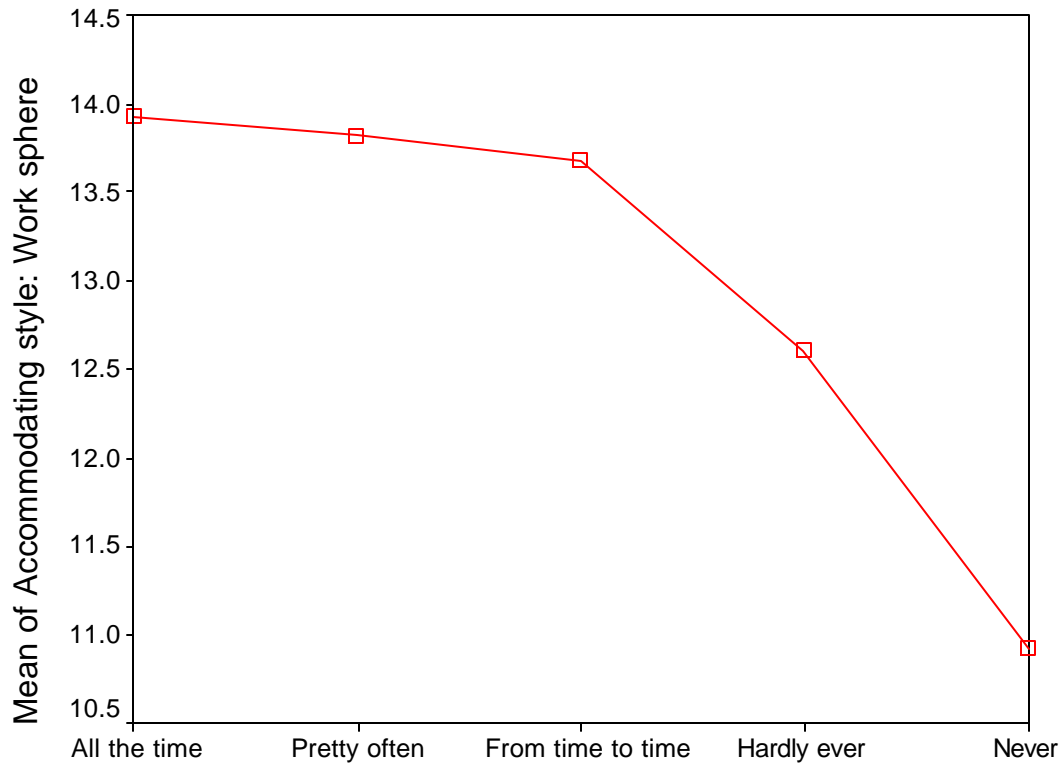
d) Accommodating Style and Romantic Sphere:

ACCOMODATING STYLE IN THE ROMANTIC SPHERE AND BEING TOLD TO STAND UP FOR ONESELF



e) Accommodating Style and Work/School Sphere:

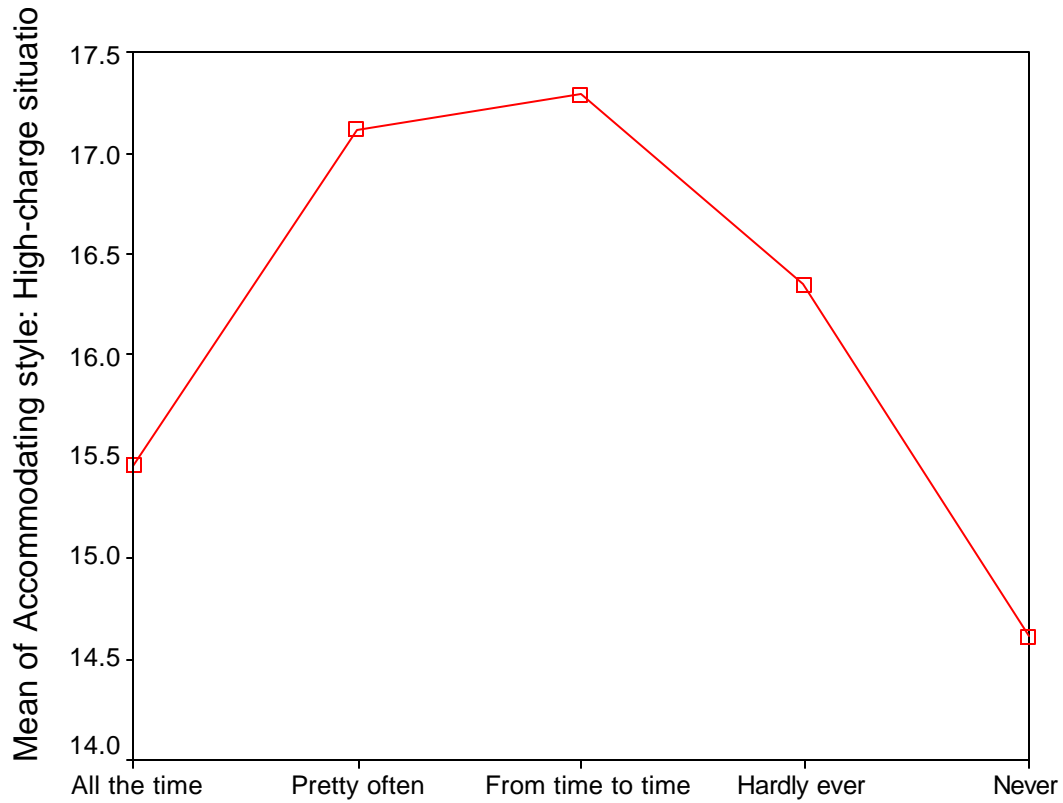
ACCOMODATING STYLE IN THE WORK/SCHOOL SPHERE AND BEING TOLD TO STAND UP FOR ONESELF



Do people tell you that you should stand up for yourself?

f) Accommodating Style and High-Charge Situations:

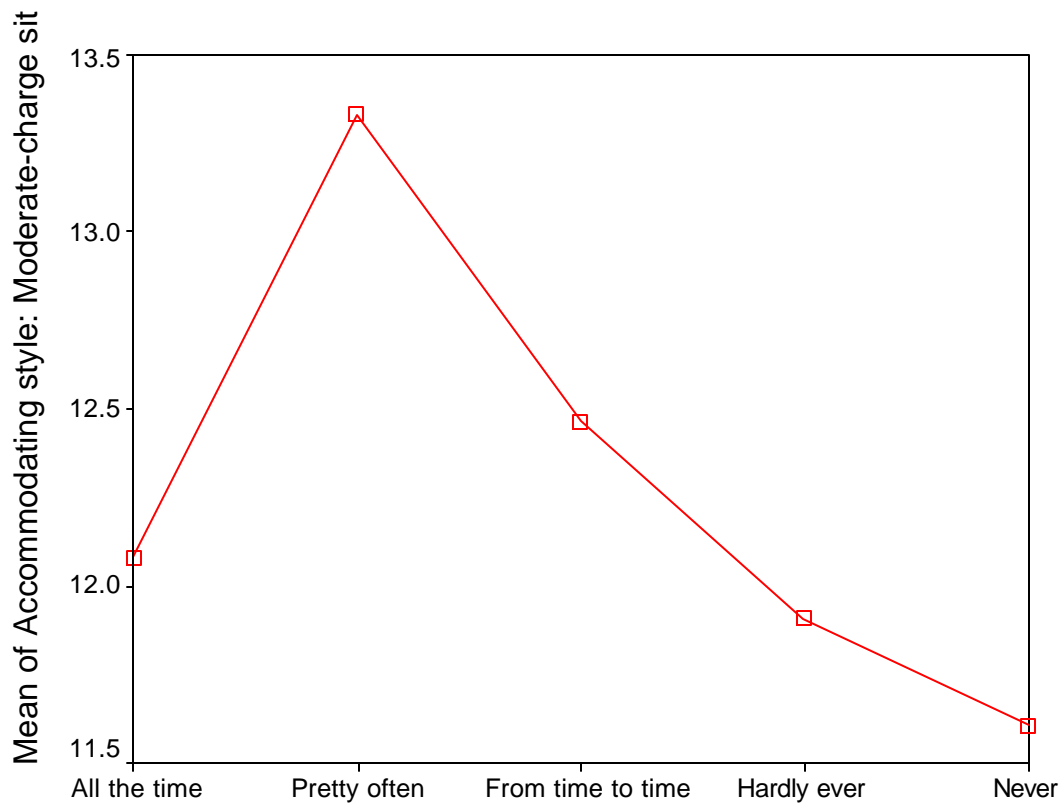
ACCOMODATING STYLE IN HIGH-CHARGE SITUATIONS AND BEING TOLD TO STAND UP FOR ONESELF



Do people tell you that you should stand up for yourself?

g) Accommodating Style and Moderate-Charge Situations:

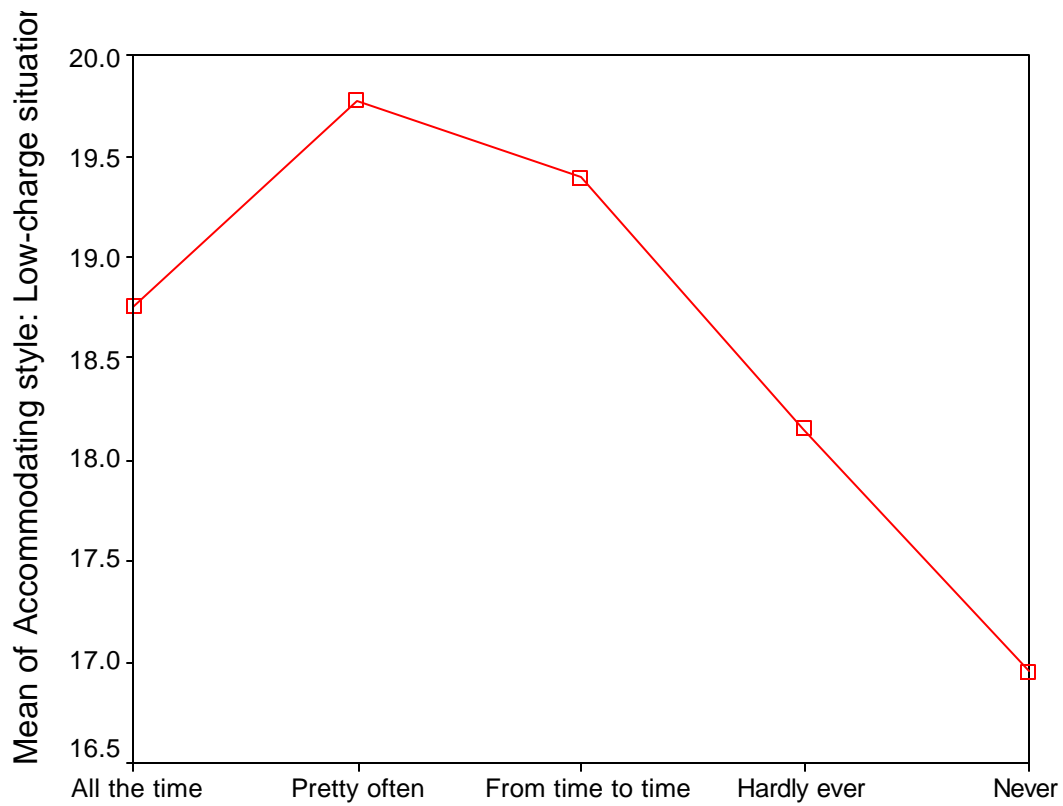
ACCOMODATING STYLE IN MODERATE-CHARGE SITUATIONS AND BEING TOLD TO STAND UP FOR ONESELF



Do people tell you that you should stand up for yourself?

h) Accommodating Style and Low-Charge Situations:

ACCOMODATING STYLE IN LOW-CHARGE SITUATIONS AND BEING TOLD TO STAND UP FOR ONESELF

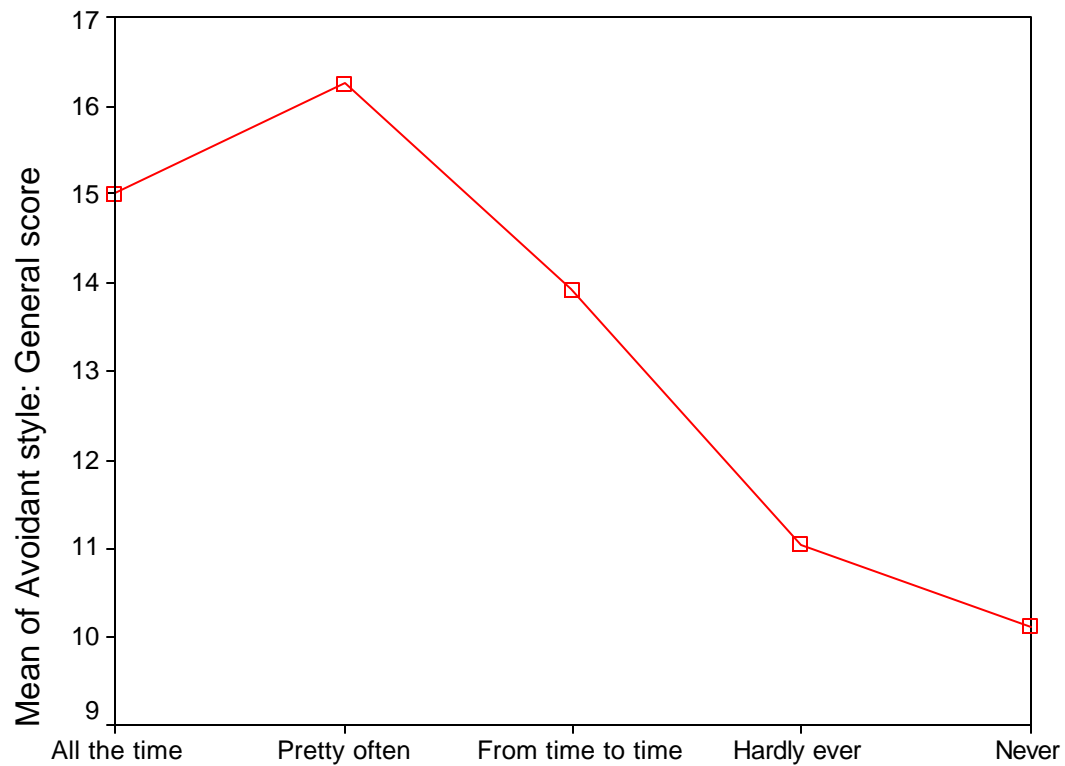


Do people tell you that you should stand up for yourself?

2. Relationship between avoidant conflict management style and being told to stand up for oneself

a) Avoidant Style and General Score:

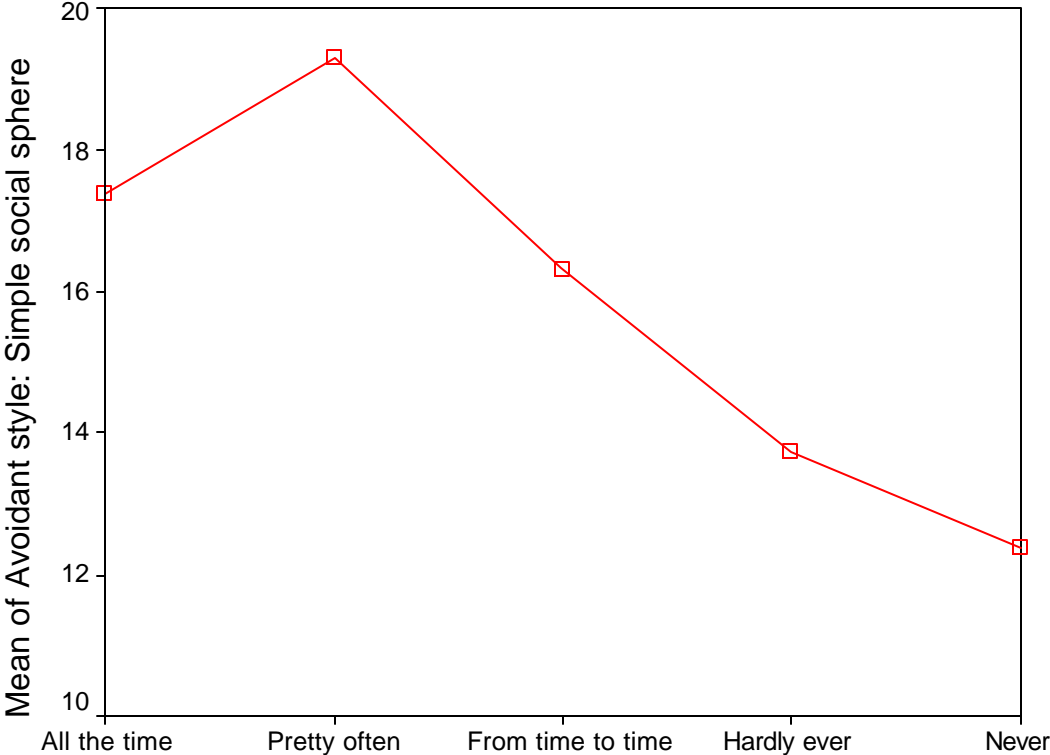
AVOIDANT STYLE AND BEING TOLD TO STAND UP FOR ONESELF



Do people tell you that you should stand up for yourself?

b) Avoidant Style and Simple Social Sphere:

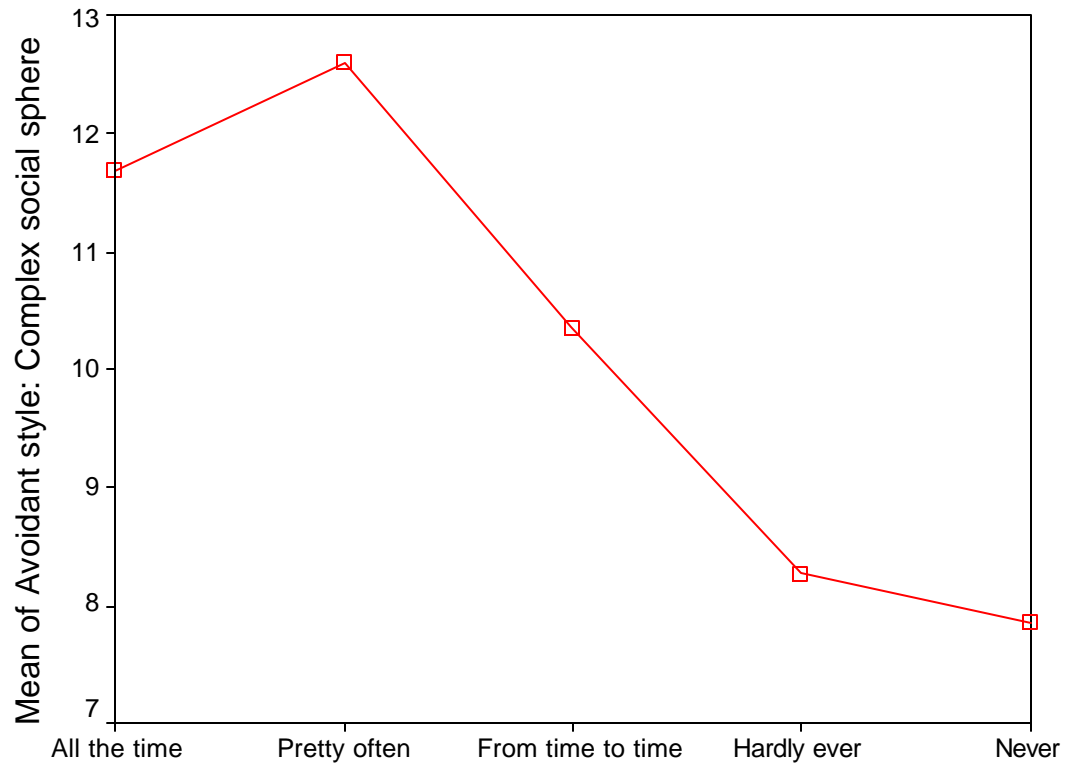
AVOIDANT STYLE IN THE SIMPLE SOCIAL SPHERE AND BEING TOLD TO STAND UP FOR ONESELF



Do people tell you that you should stand up for yourself?

c) Avoidant Style and Complex Social Sphere

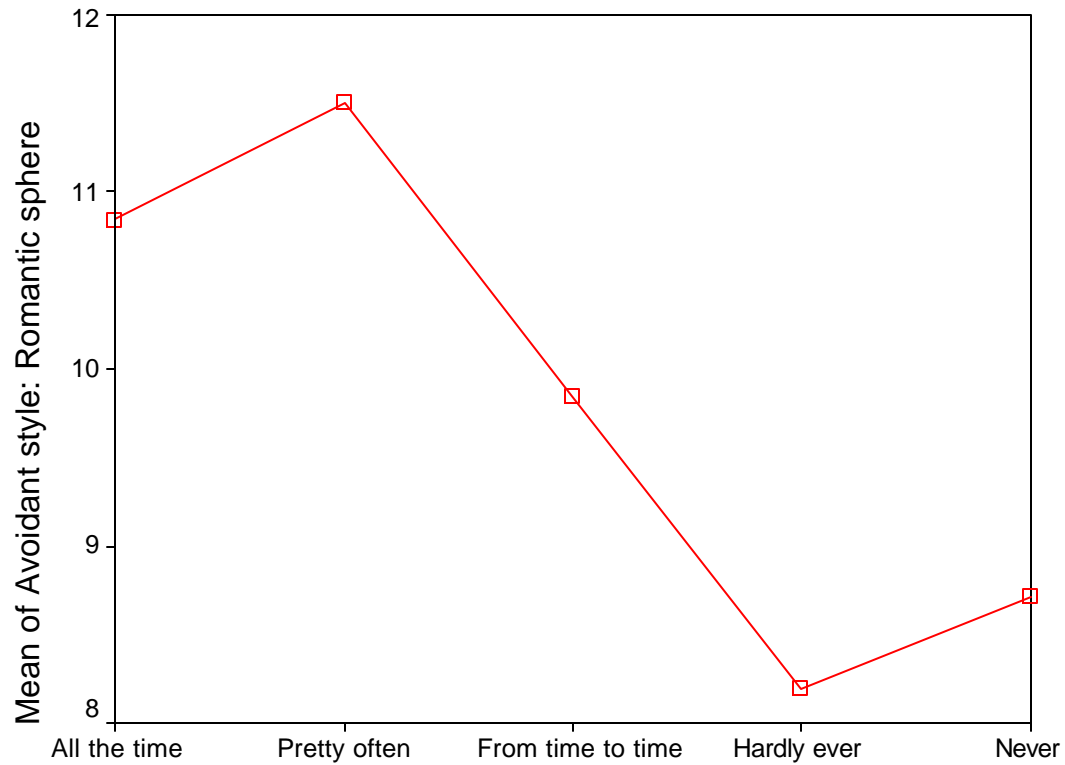
AVOIDANT STYLE IN THE COMPLEX SOCIAL SPHERE AND BEING TOLD TO STAND UP FOR ONESELF



Do people tell you that you should stand up for yourself?

d) Avoidant Style and Romantic Sphere:

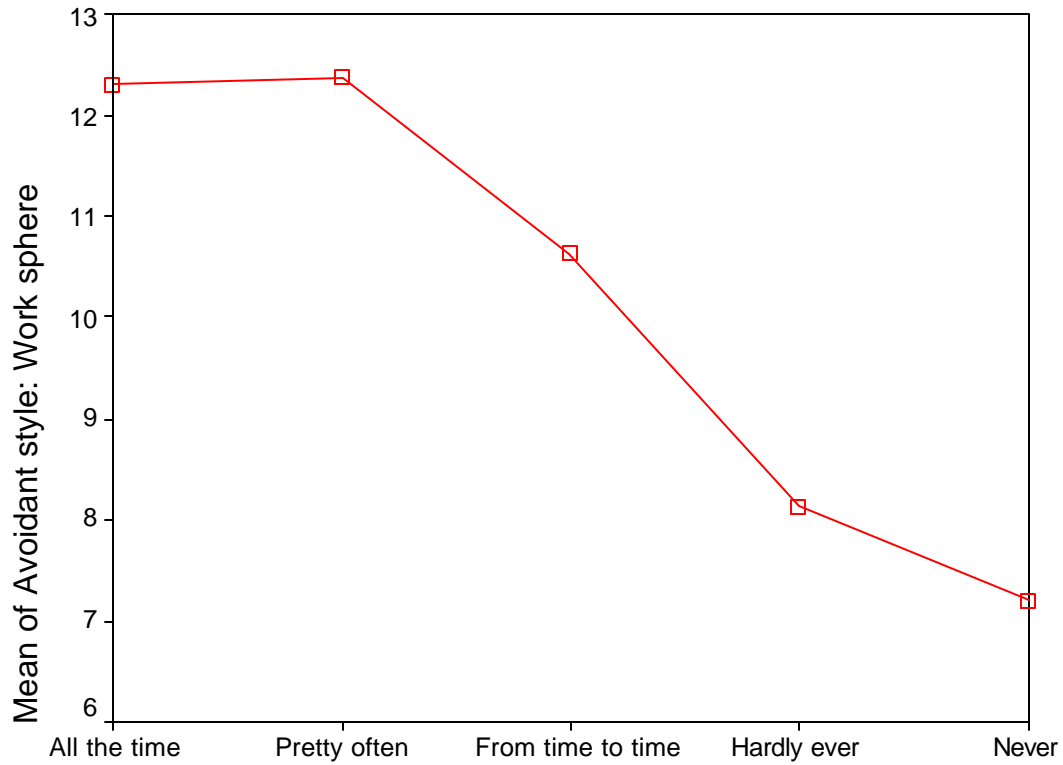
AVOIDANT STYLE IN THE ROMANTIC SPHERE AND BEING TOLD TO STAND UP FOR ONESELF



Do people tell you that you should stand up for yourself?

e) Avoidant Style and Work/School Sphere:

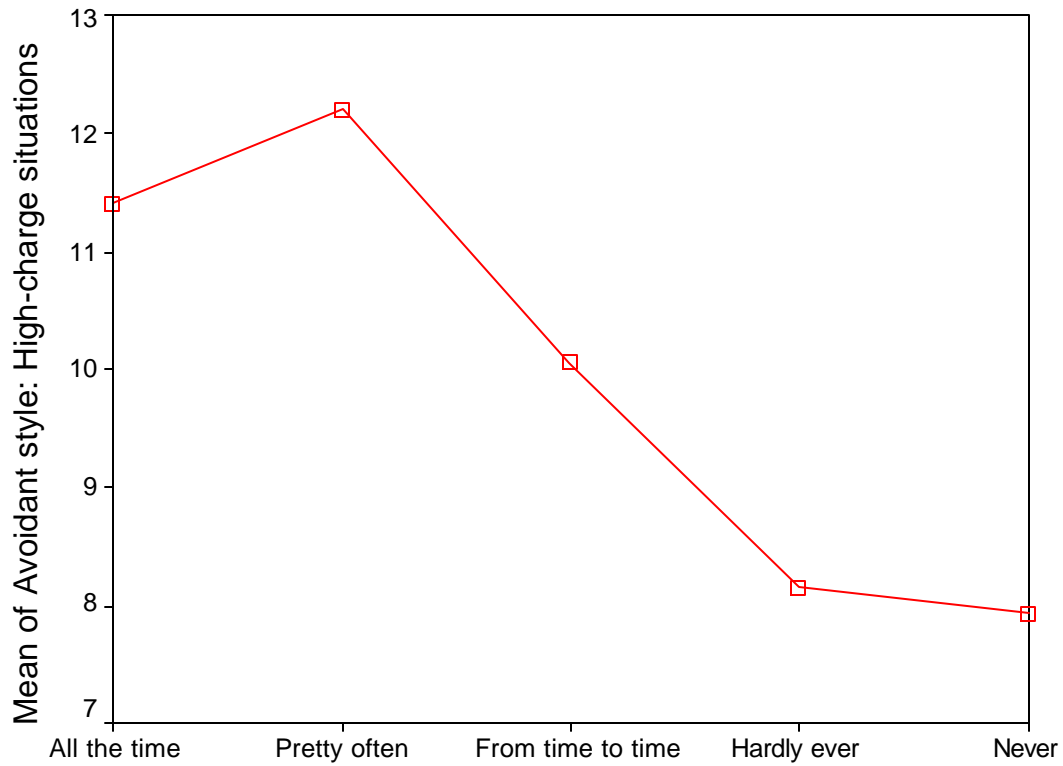
AVOIDANT STYLE IN THE WORK/SCHOOL SPHERE AND BEING TOLD TO STAND UP FOR ONESELF



Do people tell you that you should stand up for yourself?

f) Avoidant Style and High-Charge Situations:

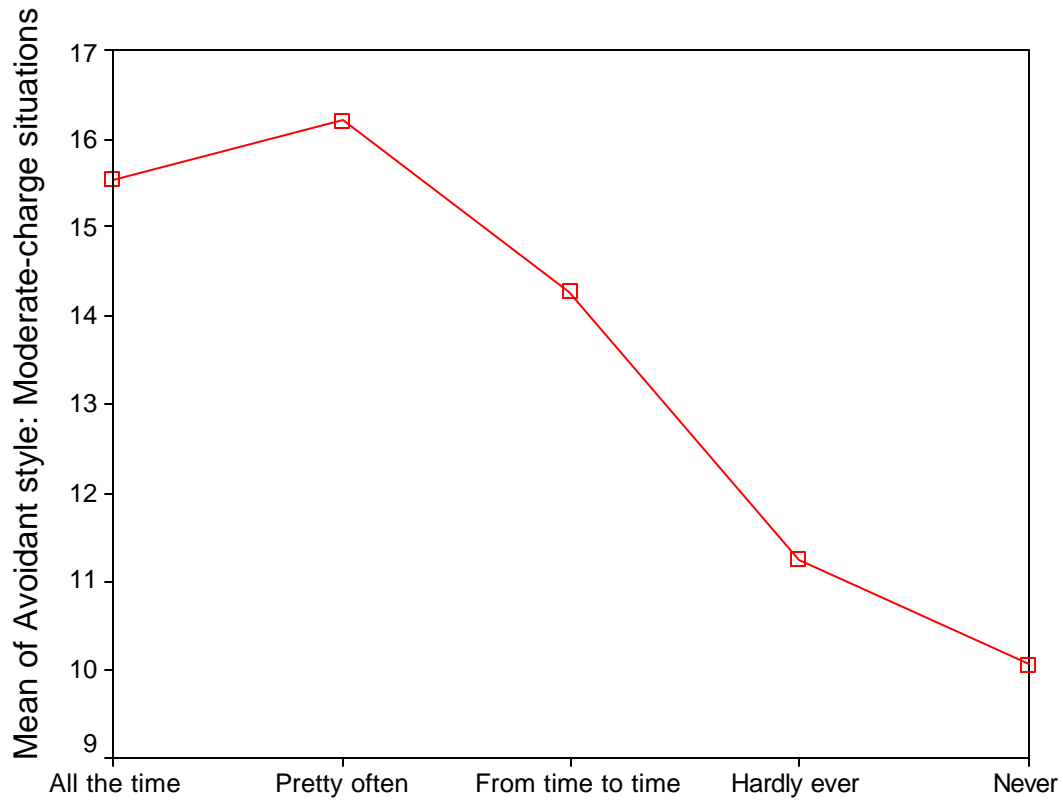
AVOIDANT STYLE IN HIGH-CHARGE SITUATIONS AND BEING TOLD TO STAND UP FOR ONESELF



Do people tell you that you should stand up for yourself?

g) Avoidant Style and Moderate-Charge Situations:

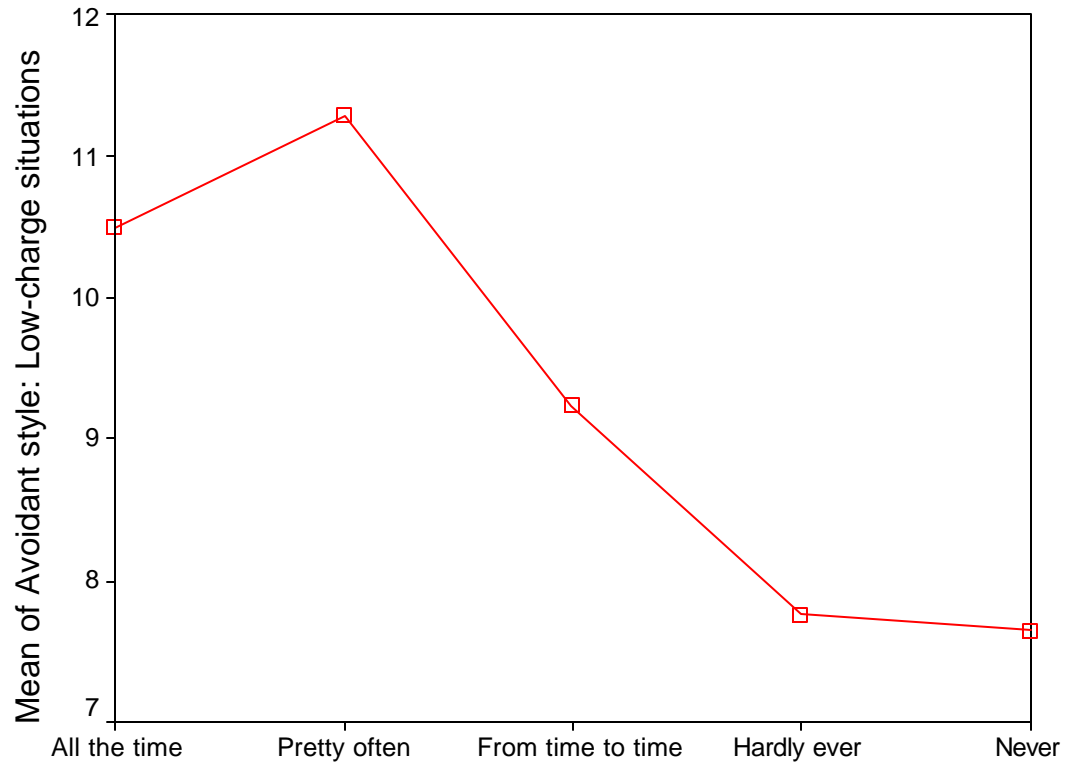
AVOIDANT STYLE IN MODERATE-CHARGE SITUATIONS AND BEING TOLD TO STAND UP FOR ONESELF



Do people tell you that you should stand up for yourself?

h) Avoidant Style and Low-Charge Situations:

AVOIDANT STYLE IN LOW-CHARGE SITUATIONS AND BEING TOLD TO STAND UP FOR ONESELF

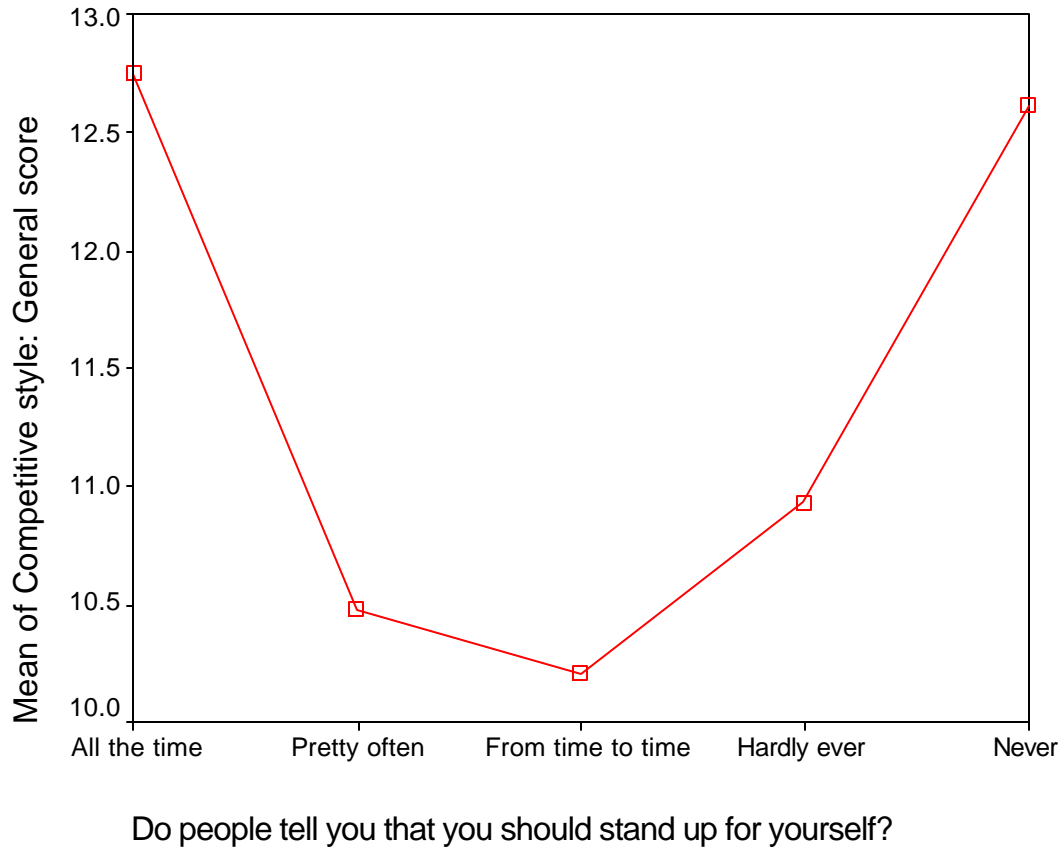


Do people tell you that you should stand up for yourself?

3. Relationship between competitive conflict management style and being told to stand up for oneself

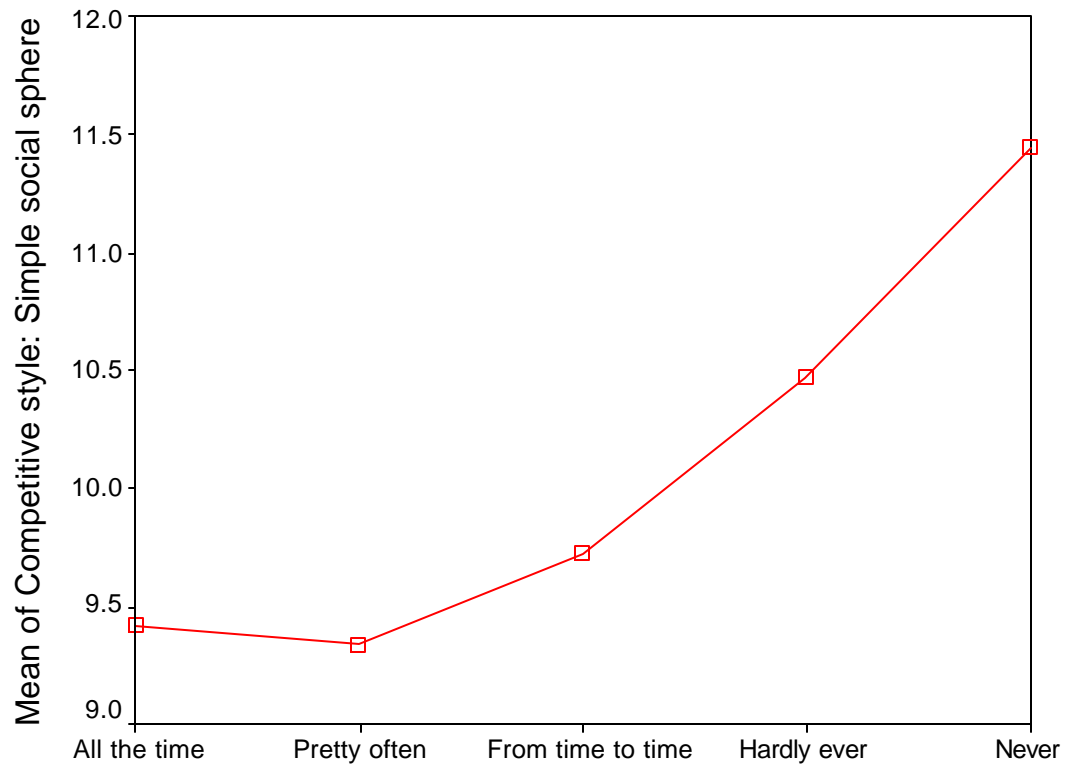
a) Competitive Style and General Score:

COMPETITIVE CONFLICT MANAGEMENT STYLE AND BEING TOLD TO STAND UP FOR ONESELF



b) Competitive Style and Simple Social Sphere:

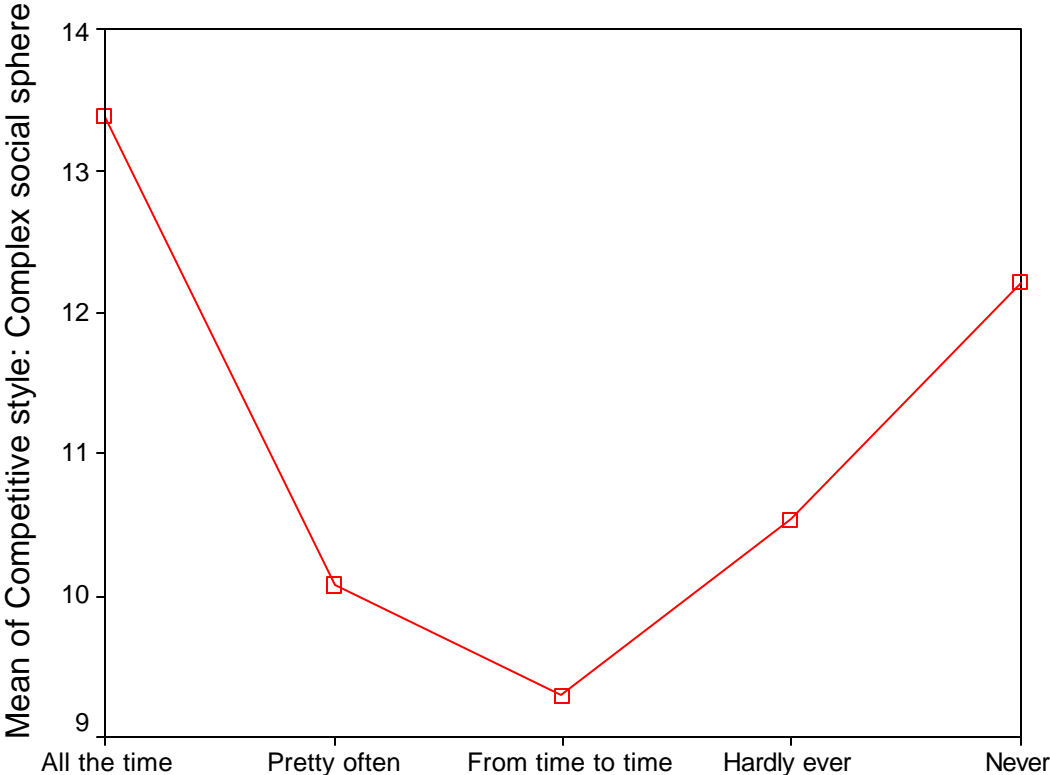
COMPETITIVE STYLE IN THE SIMPLE SOCIAL SPHERE AND BEING TOLD TO STAND UP FOR ONESELF



Do people tell you that you should stand up for yourself?

c) Competitive Style and Complex Social Sphere

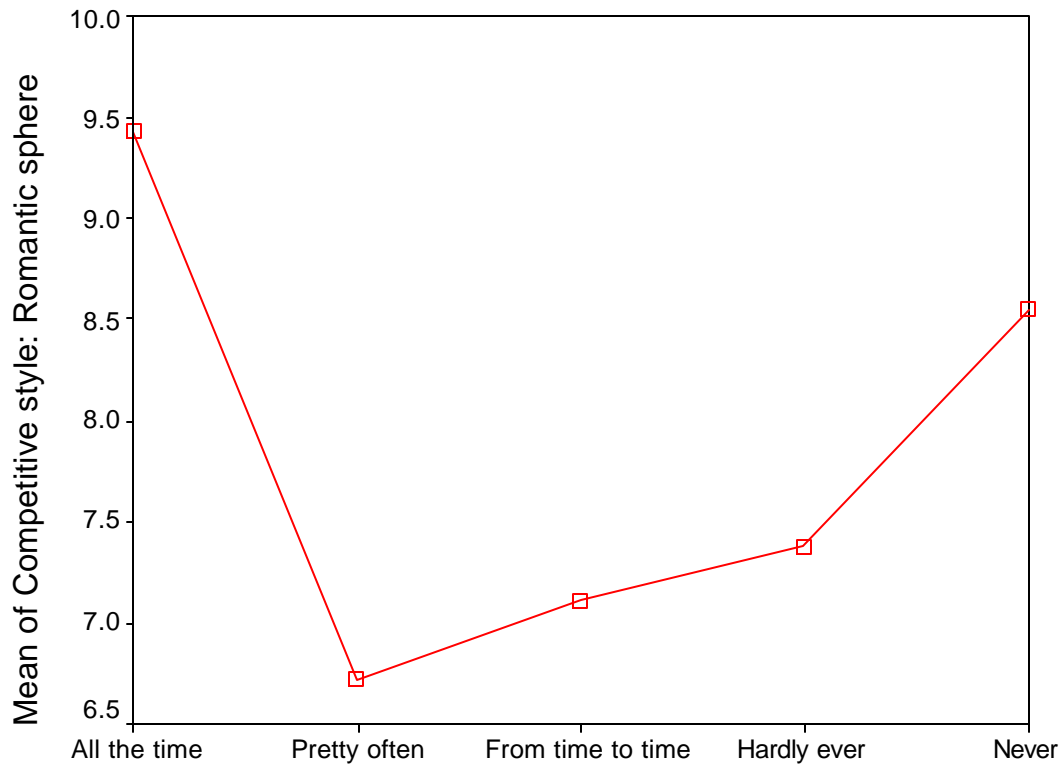
COMPETITIVE STYLE IN THE COMPLEX SOCIAL SPHERE AND BEING TOLD TO STAND UP FOR ONESELF



Do people tell you that you should stand up for yourself?

d) Competitive Style and Romantic Sphere:

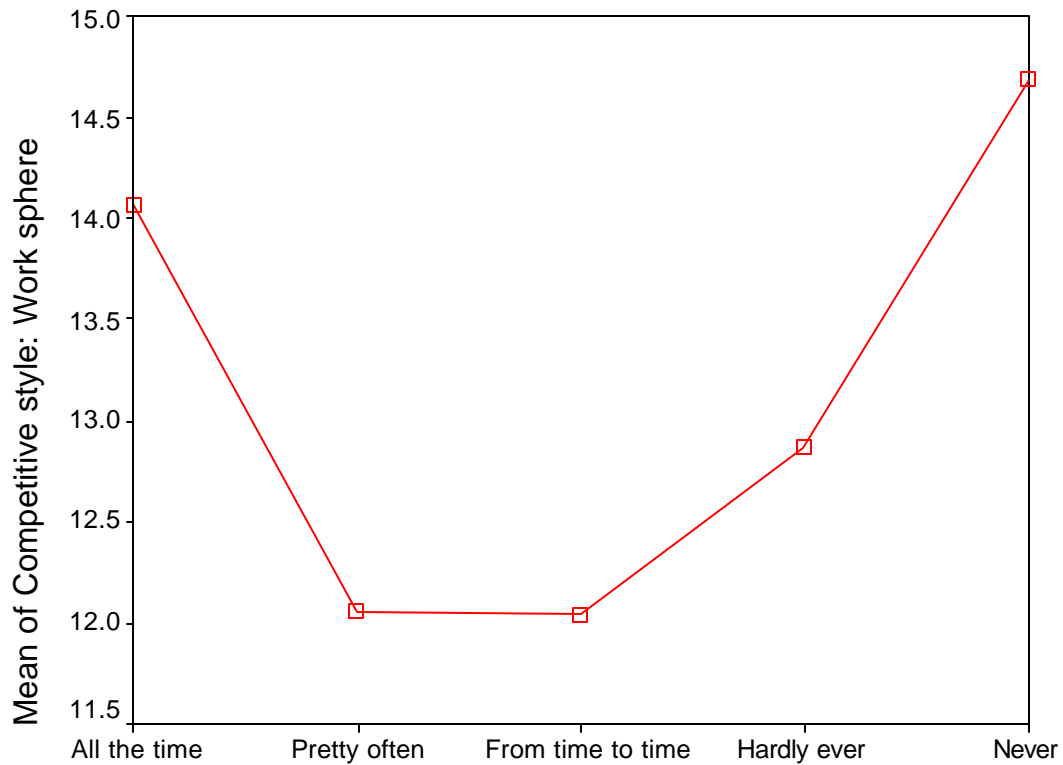
COMPETITIVE STYLE IN THE ROMANTIC SPHERE AND BEING TOLD TO STAND UP FOR ONESELF



Do people tell you that you should stand up for yourself?

e) Competitive Style and Work/School Sphere:

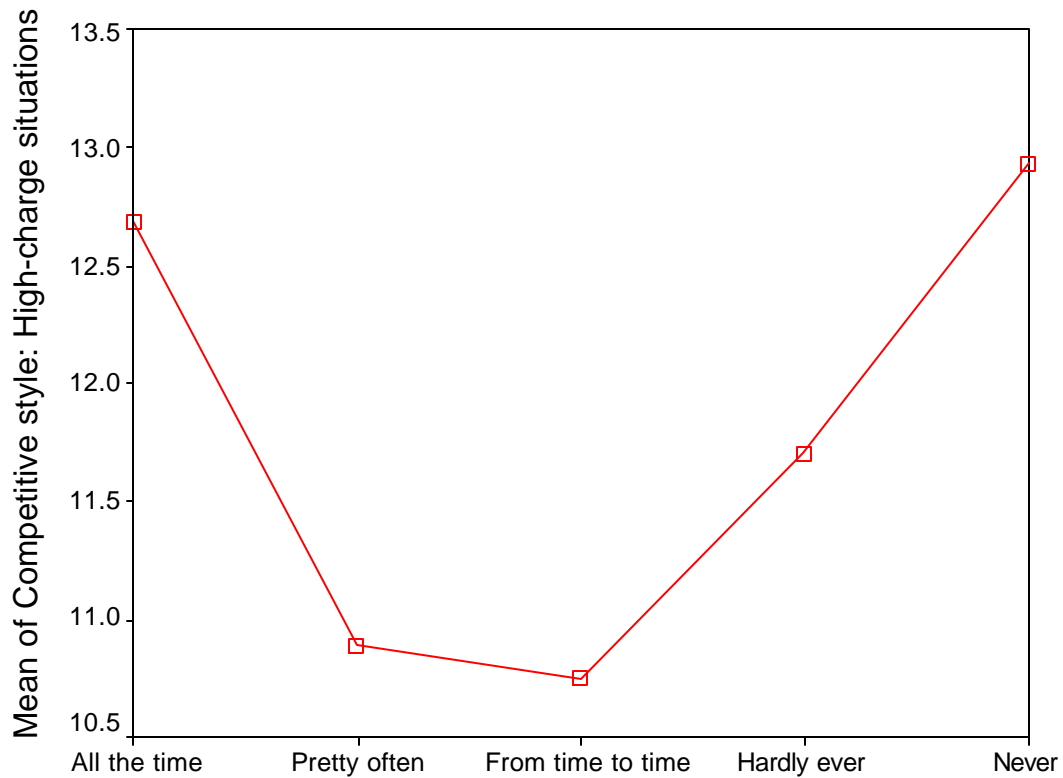
COMPETITIVE STYLE IN THE WORK/SCHOOL SPHERE AND BEING TOLD TO STAND UP FOR ONESELF



Do people tell you that you should stand up for yourself?

f) Competitive Style and High-Charge Situations:

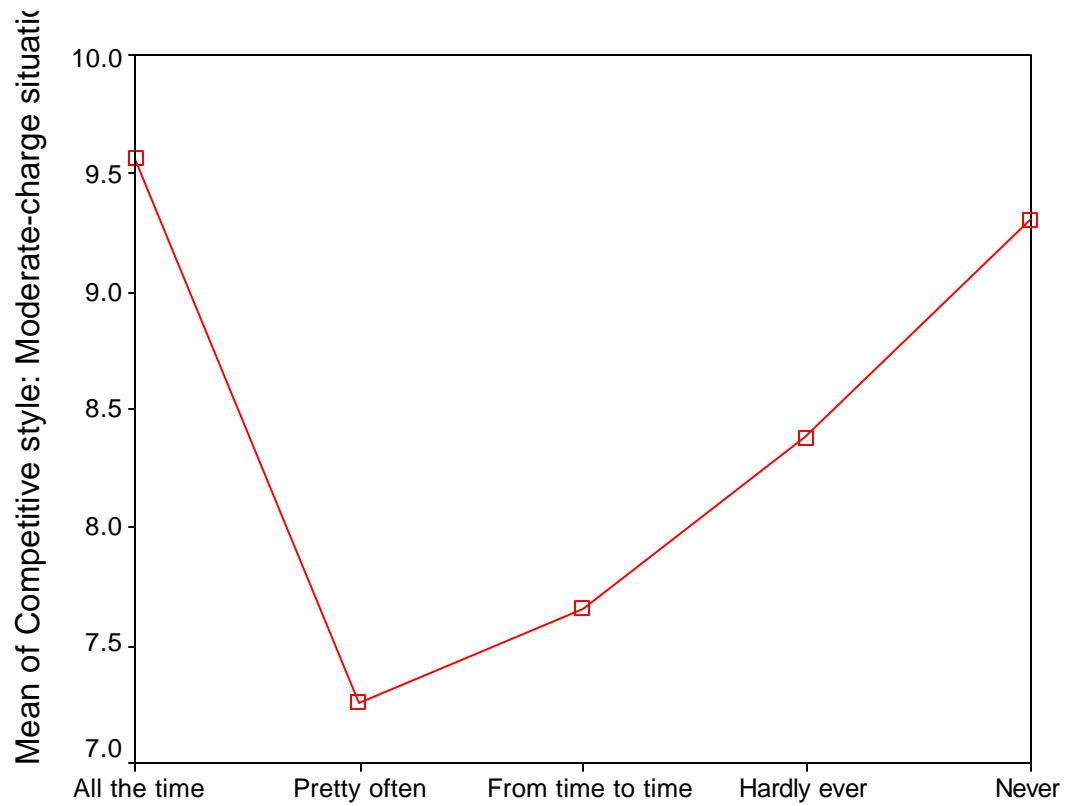
COMPETITIVE STYLE IN HIGH-CHARGE SITUATIONS AND BEING TOLD TO STAND UP FOR ONESELF



Do people tell you that you should stand up for yourself?

g) Competitive Style and Moderate-Charge Situations:

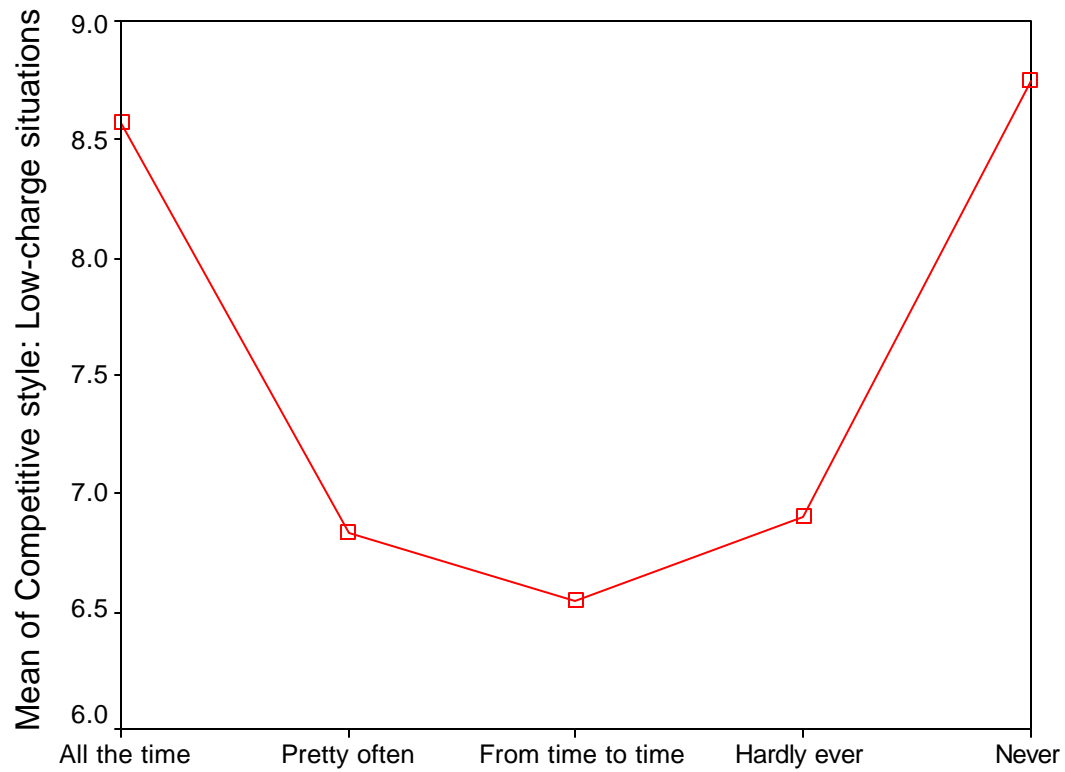
COMPETITIVE STYLE IN MODERATE-CHARGE SITUATIONS AND BEING TOLD TO STAND UP FOR ONESELF



Do people tell you that you should stand up for yourself?

h) Competitive Style and Low-Charge Situations:

COMPETITIVE STYLE IN LOW-CHARGE SITUATIONS AND BEING TOLD TO STAND UP FOR ONESELF

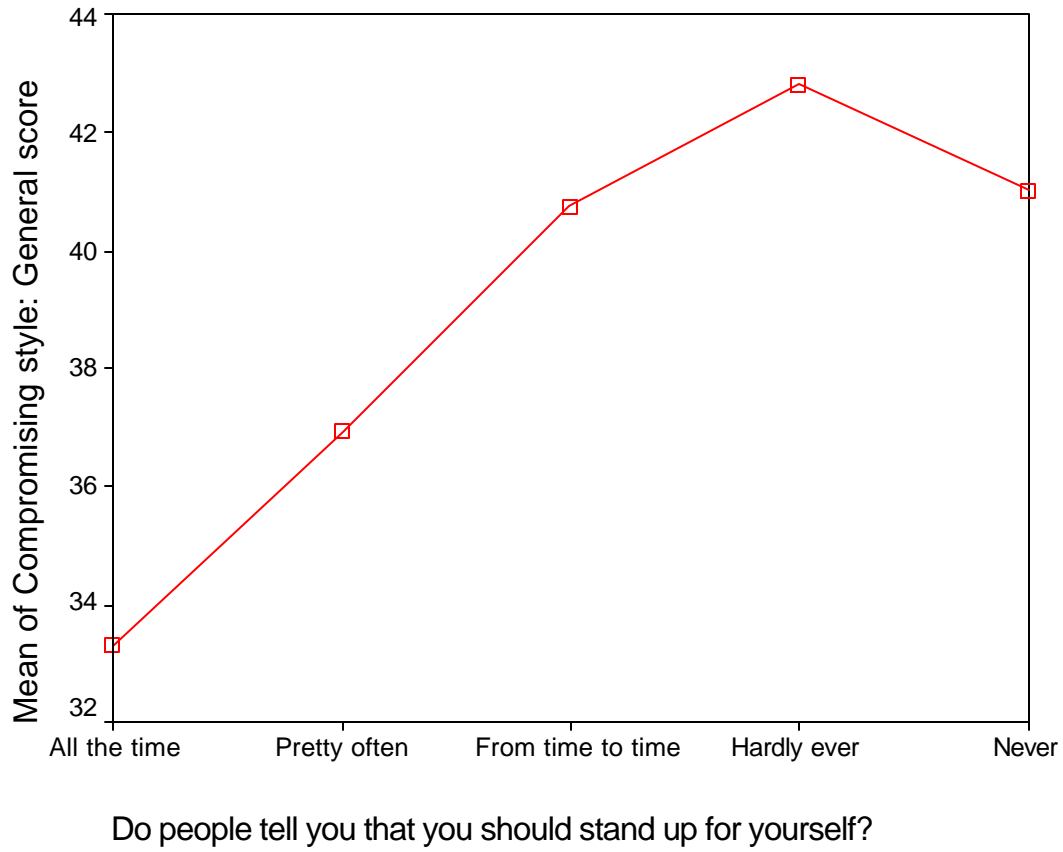


Do people tell you that you should stand up for yourself?

4. Relationship between compromising conflict management style and being told to stand up for oneself

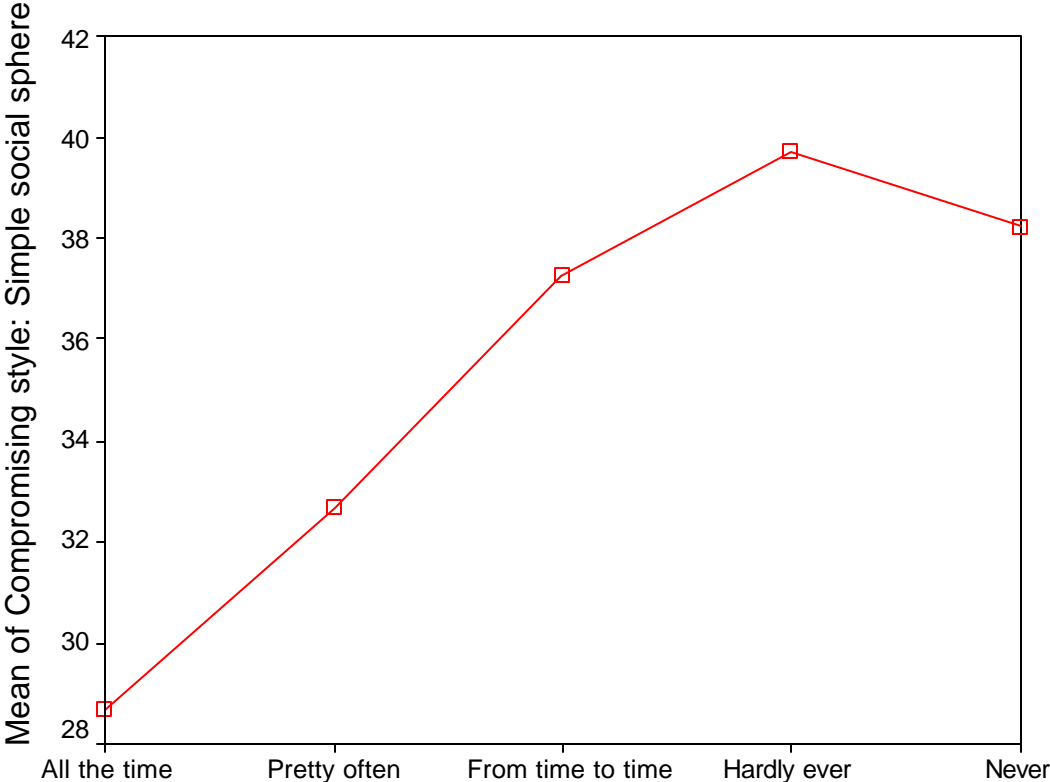
a) Compromising Style and General Score:

COMPROMISING STYLE AND BEING TOLD TO STAND UP FOR ONESELF



b) Compromising Style and Simple Social Sphere:

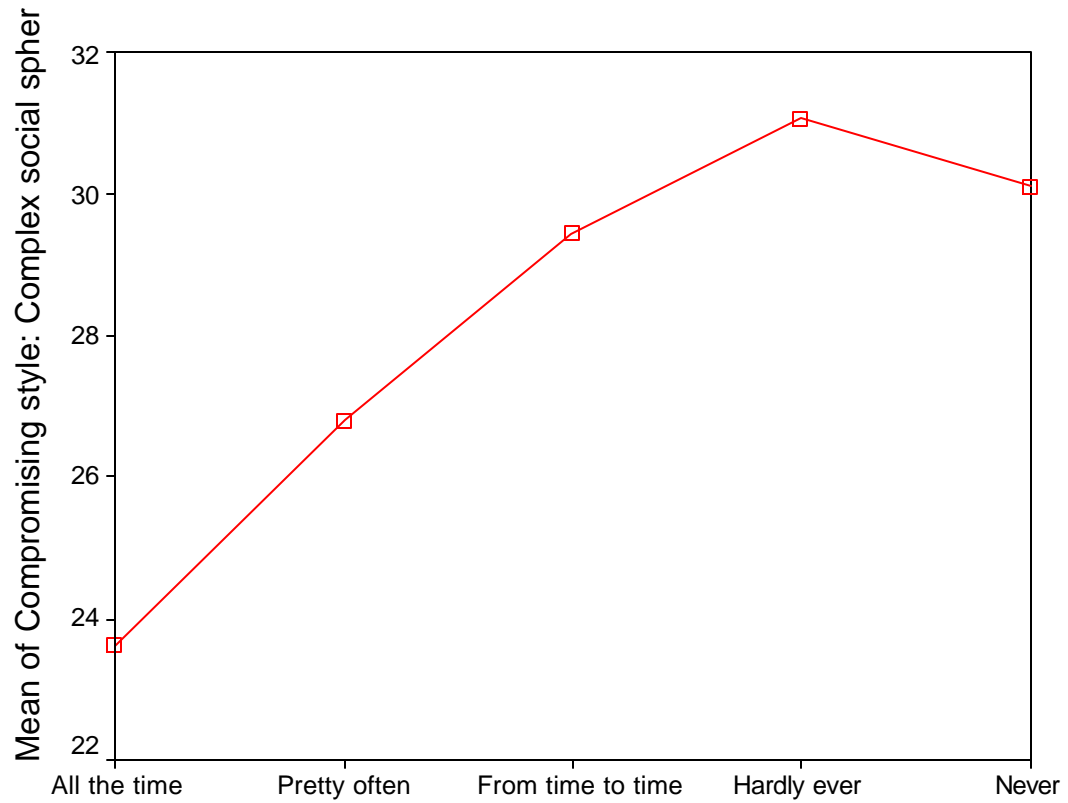
COMPROMISING STYLE IN THE SIMPLE SOCIAL SPHERE AND BEING TOLD TO STAND UP FOR ONESELF



Do people tell you that you should stand up for yourself?

c) Compromising Style and Complex Social Sphere

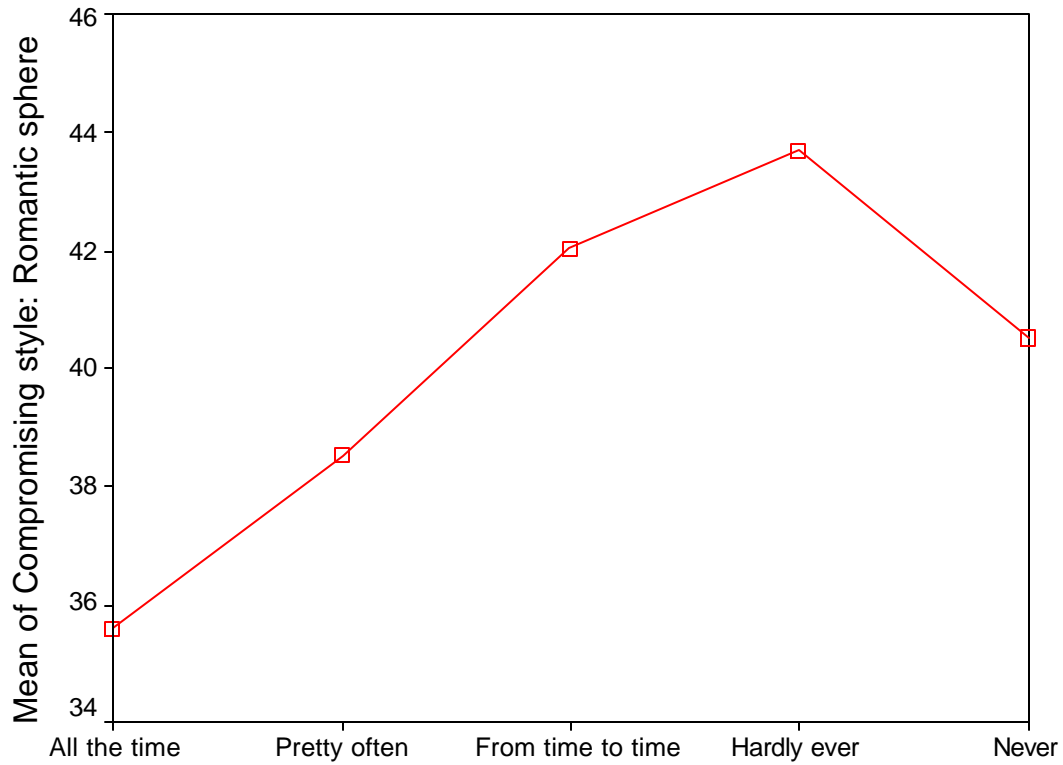
COMPROMISING STYLE IN THE COMPLEX SOCIAL SPHERE AND BEING TOLD TO STAND UP FOR ONESELF



Do people tell you that you should stand up for yourself?

d) Compromising Style and Romantic Sphere:

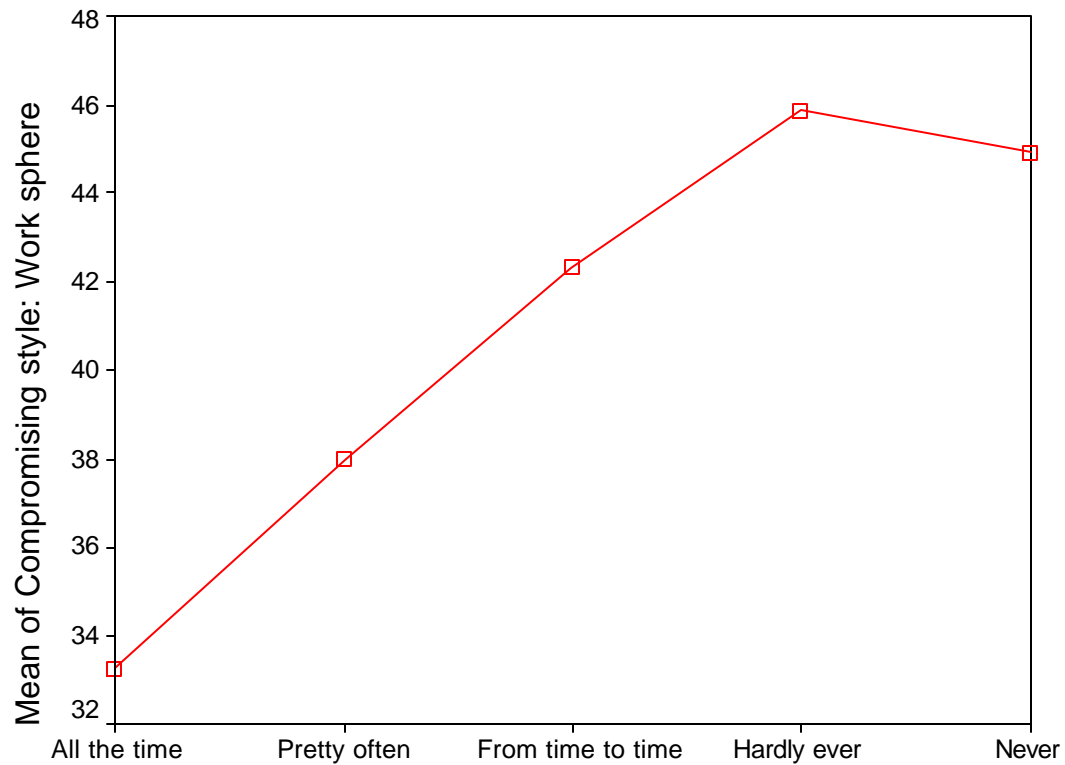
COMPROMISING STYLE IN THE ROMANTIC SPHERE AND BEING TOLD TO STAND UP FOR ONESELF



Do people tell you that you should stand up for yourself?

e) Compromising Style and Work/School Sphere:

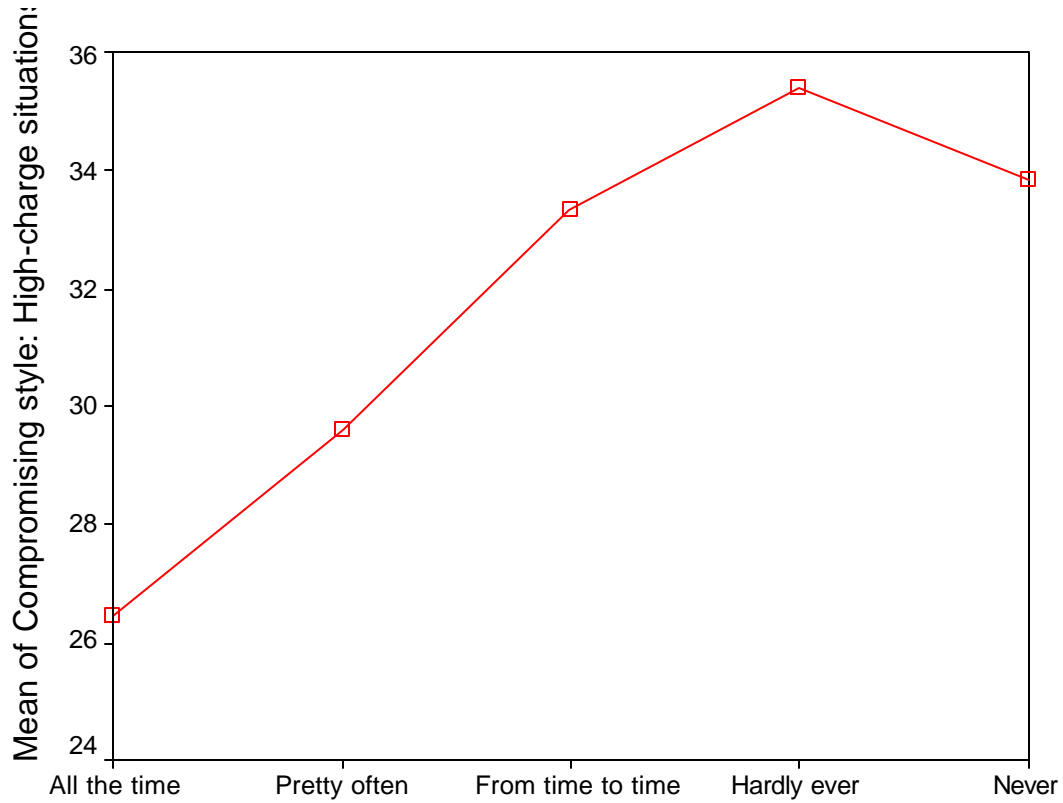
COMPROMISING STYLE IN THE WORK/SCHOOL SPHERE AND BEING TOLD TO STAND UP FOR ONESELF



Do people tell you that you should stand up for yourself?

f) Compromising Style and High-Charge Situations:

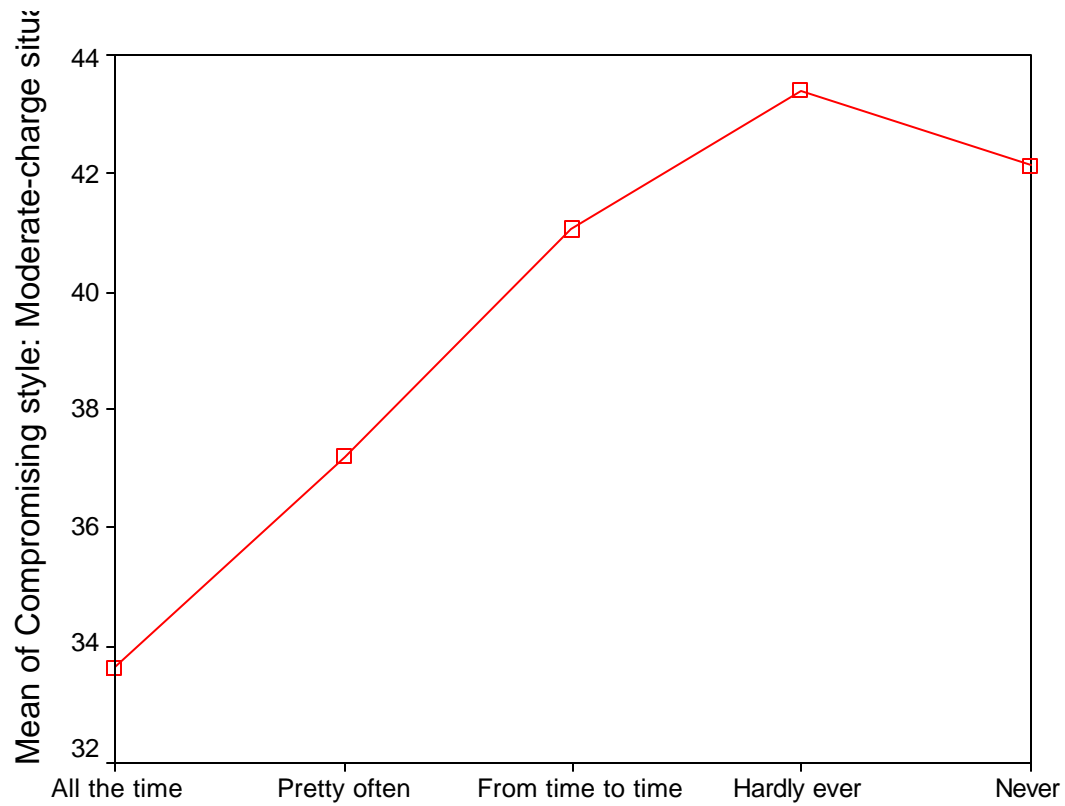
COMPROMISING STYLE IN HIGH-CHARGE SITUATIONS AND BEING TOLD TO STAND UP FOR ONESELF



Do people tell you that you should stand up for yourself?

g) Compromising Style and Moderate-Charge Situations:

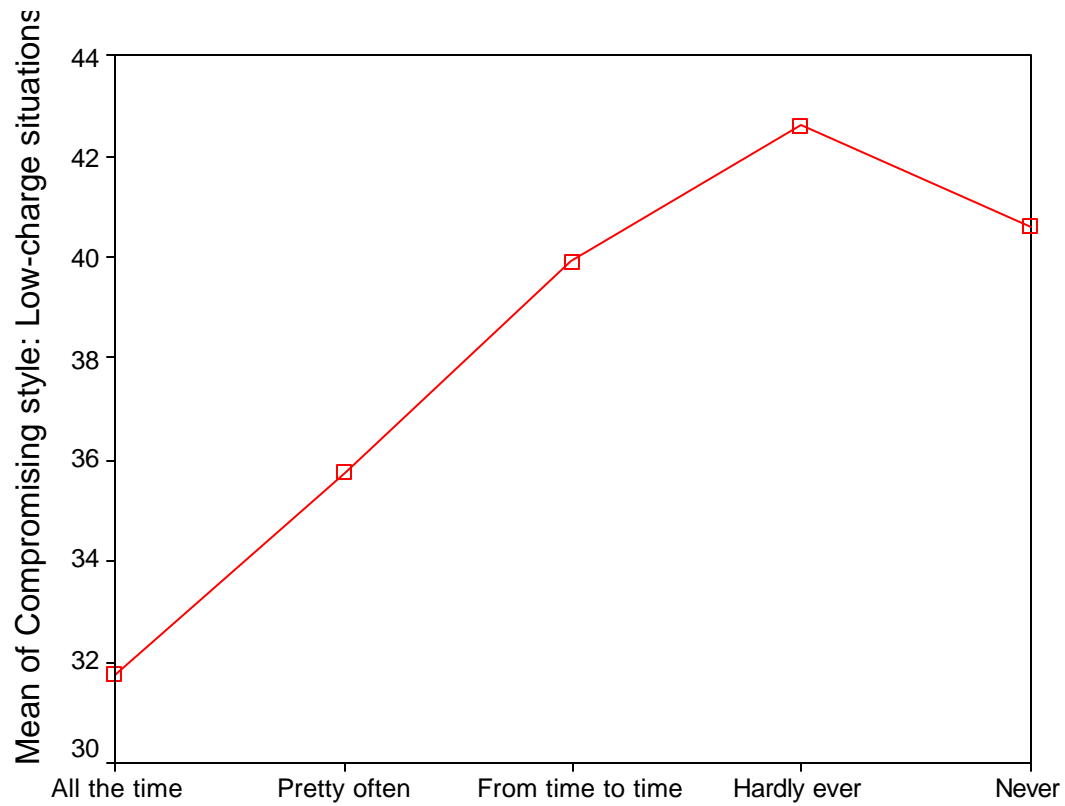
COMPROMISING STYLE IN MODERATE-CHARGE SITUATIONS AND BEING TOLD TO STAND UP FOR ONESELF



Do people tell you that you should stand up for yourself?

h) Compromising Style and Low-Charge Situations:

COMPROMISING STYLE IN LOW-CHARGE SITUATIONS AND BEING TOLD TO STAND UP FOR ONESELF

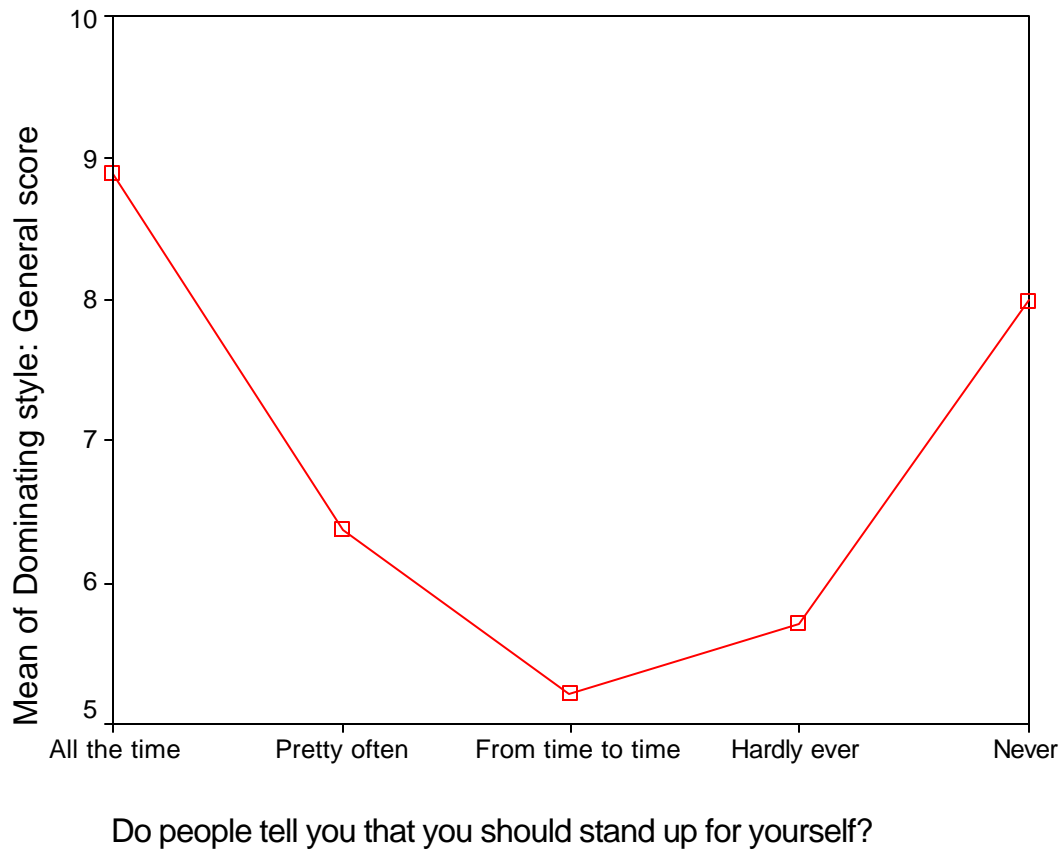


Do people tell you that you should stand up for yourself?

5. Relationship between dominating conflict management style and being told to stand up for oneself

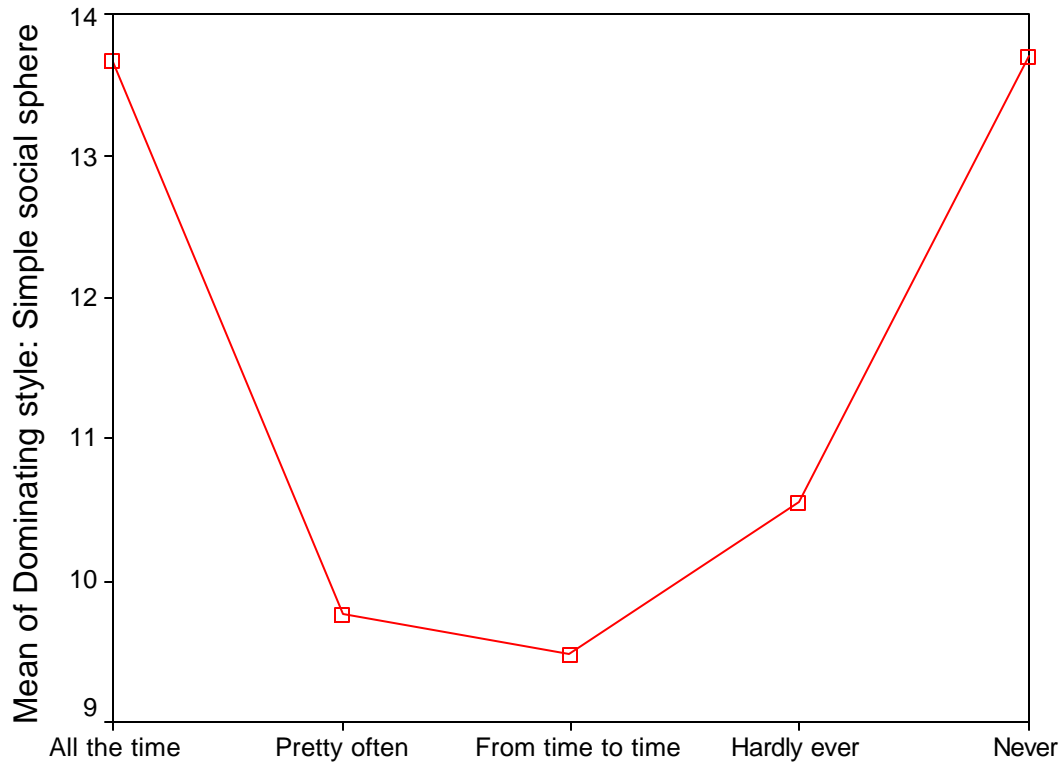
a) Dominating Style and General Score:

DOMINATING CONFLICT MANAGEMENT STYLE AND BEING TOLD TO STAND UP FOR ONESELF



b) Dominating Style and Simple Social Sphere:

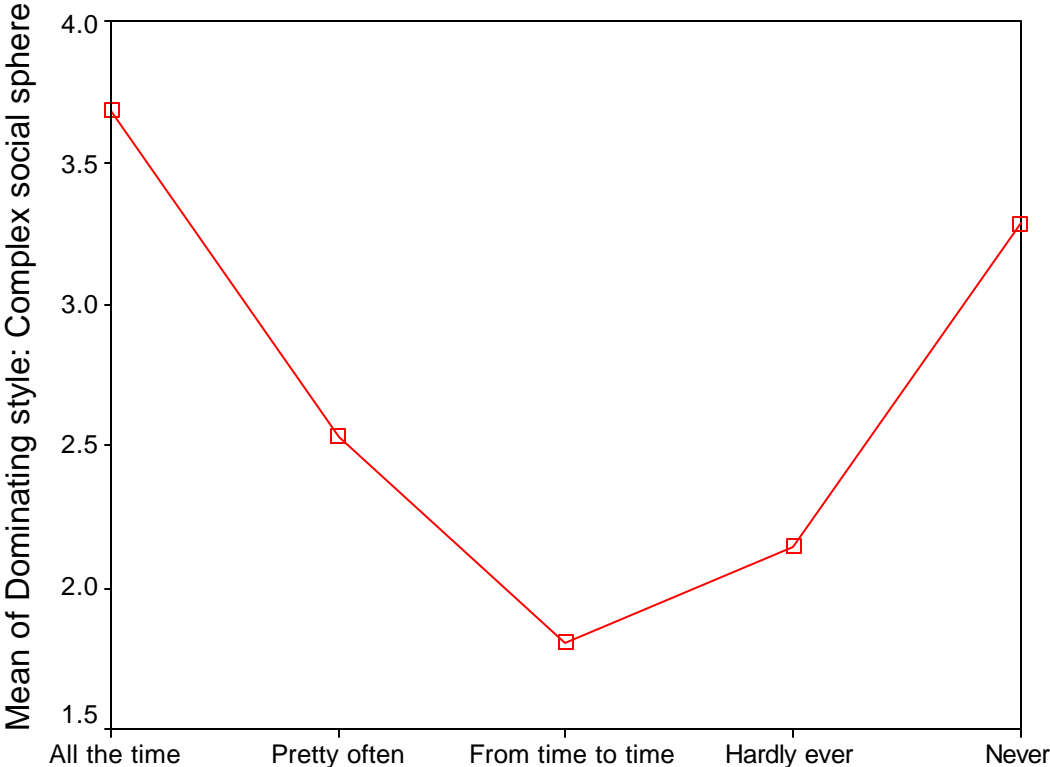
DOMINATING STYLE IN THE SIMPLE SOCIAL SPHERE AND BEING TOLD TO STAND UP FOR ONESELF



Do people tell you that you should stand up for yourself?

c) Dominating Style and Complex Social Sphere

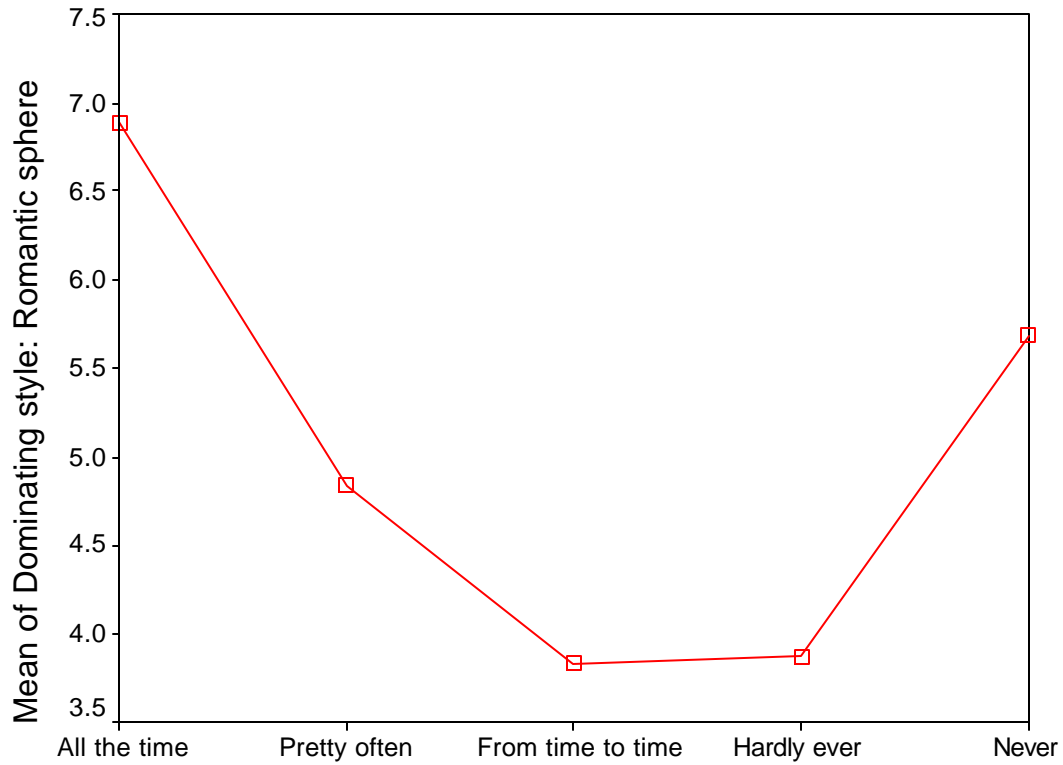
DOMINATING STYLE IN THE COMPLEX SOCIAL SPHERE AND BEING TOLD TO STAND UP FOR ONESELF



Do people tell you that you should stand up for yourself?

d) Dominating Style and Romantic Sphere:

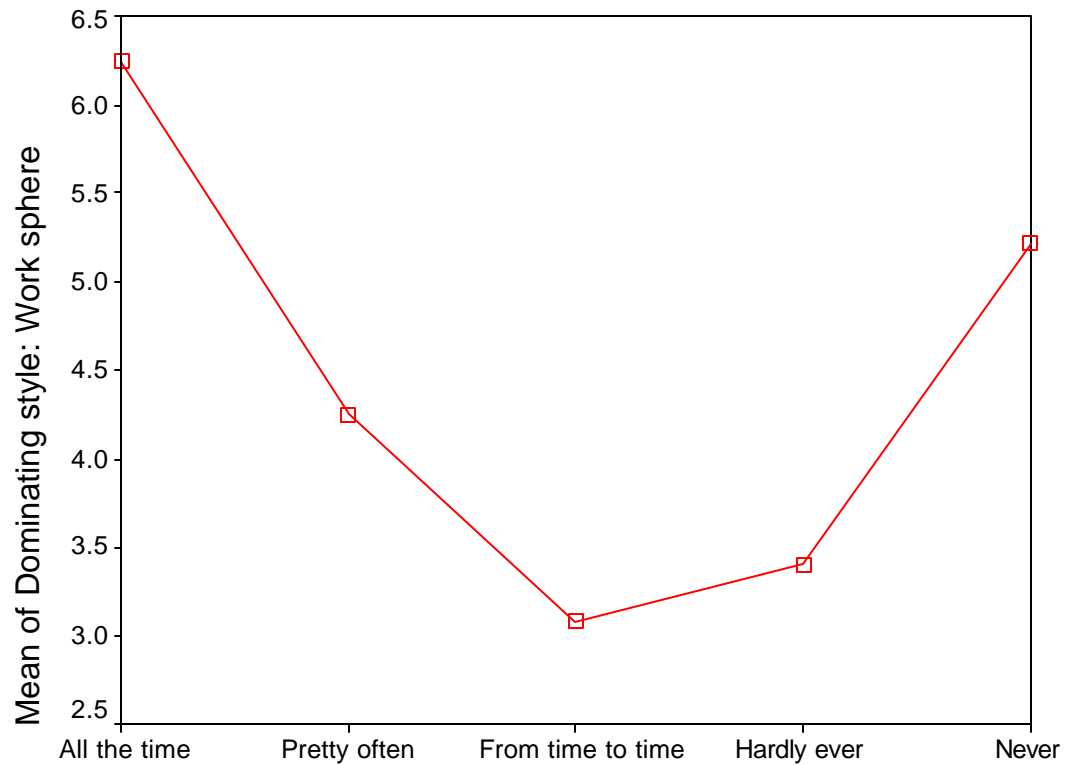
DOMINATING STYLE IN THE ROMANTIC SPHERE AND BEING TOLD TO STAND UP FOR ONESELF



Do people tell you that you should stand up for yourself?

e) Dominating Style and Work/School Sphere:

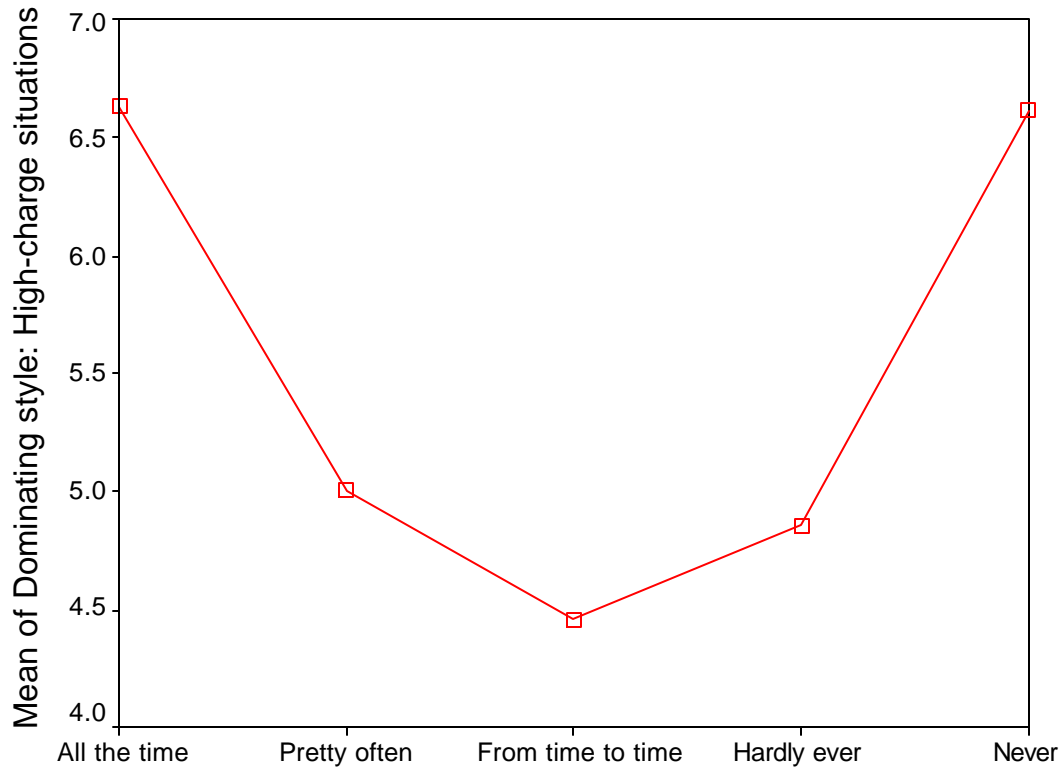
DOMINATING STYLE IN THE WORK/SCHOOL SPHERE AND BEING TOLD TO STAND UP FOR ONESELF



Do people tell you that you should stand up for yourself?

f) Dominating Style and High-Charge Situations:

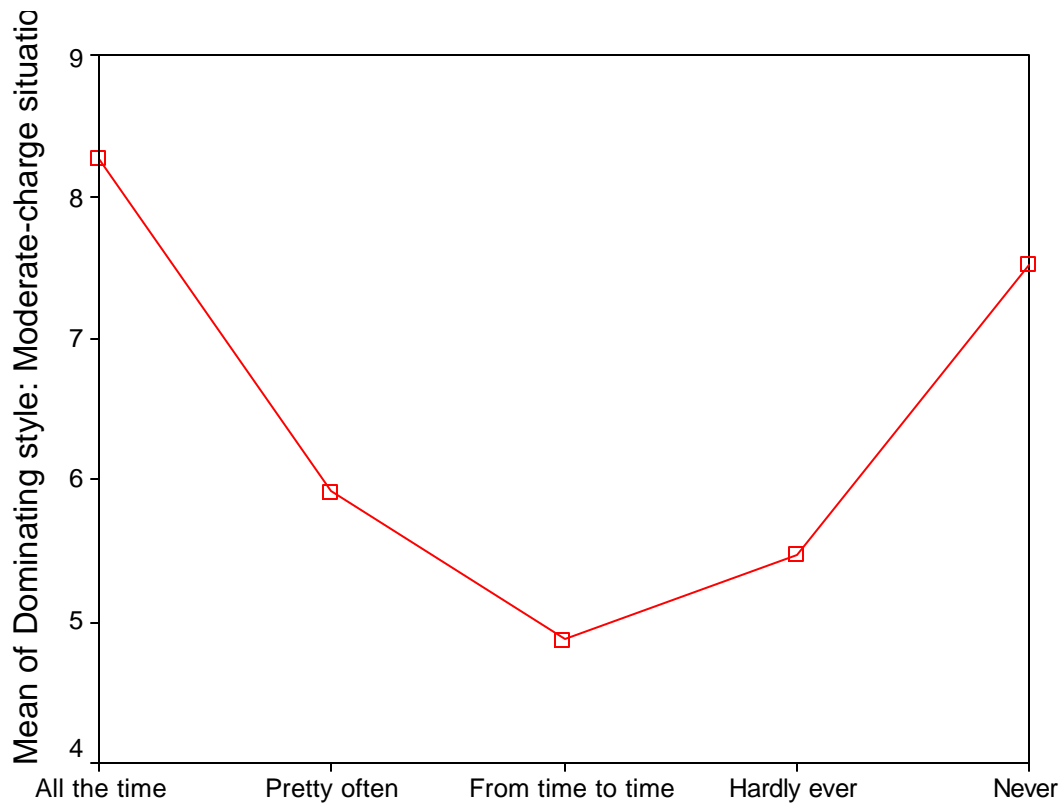
DOMINATING STYLE IN HIGH-CHARGE SITUATIONS AND BEING TOLD TO STAND UP FOR ONESELF



Do people tell you that you should stand up for yourself?

g) Dominating Style and Moderate-Charge Situations:

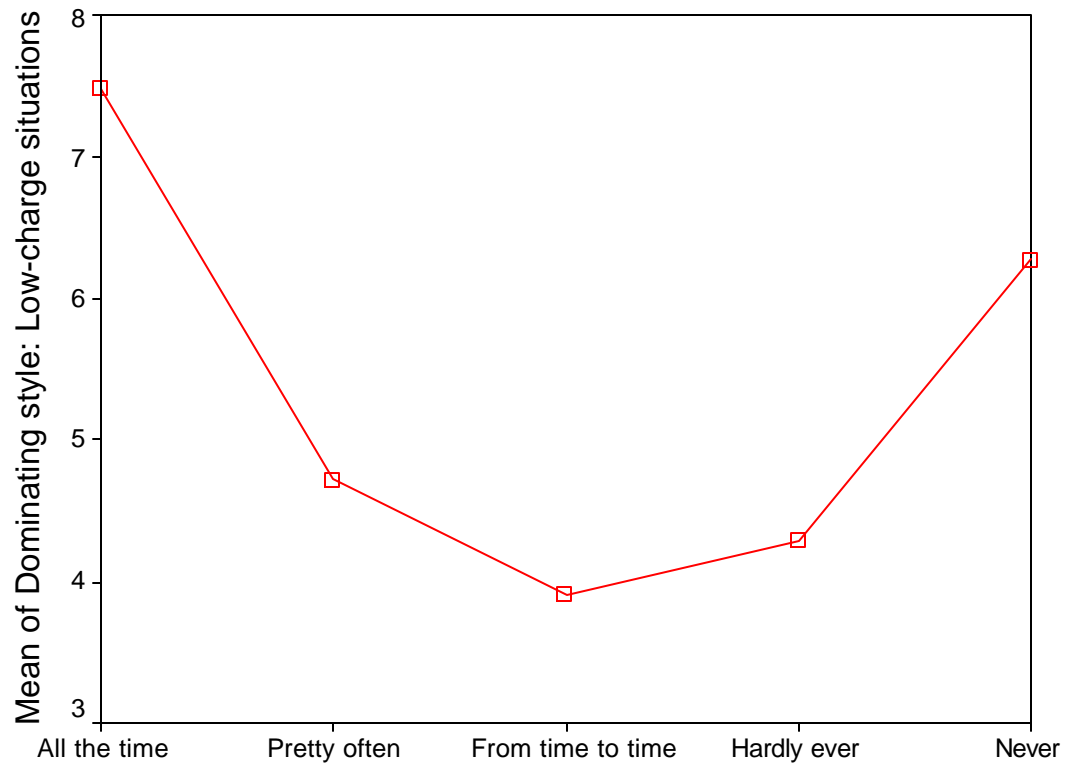
DOMINATING STYLE IN MODERATE-CHARGE SITUATIONS AND BEING TOLD TO STAND UP FOR ONESELF



Do people tell you that you should stand up for yourself?

h) Dominating Style and Low-Charge Situations:

DOMINATING STYLE IN LOW-CHARGE SITUATIONS AND BEING TOLD TO STAND UP FOR ONESELF

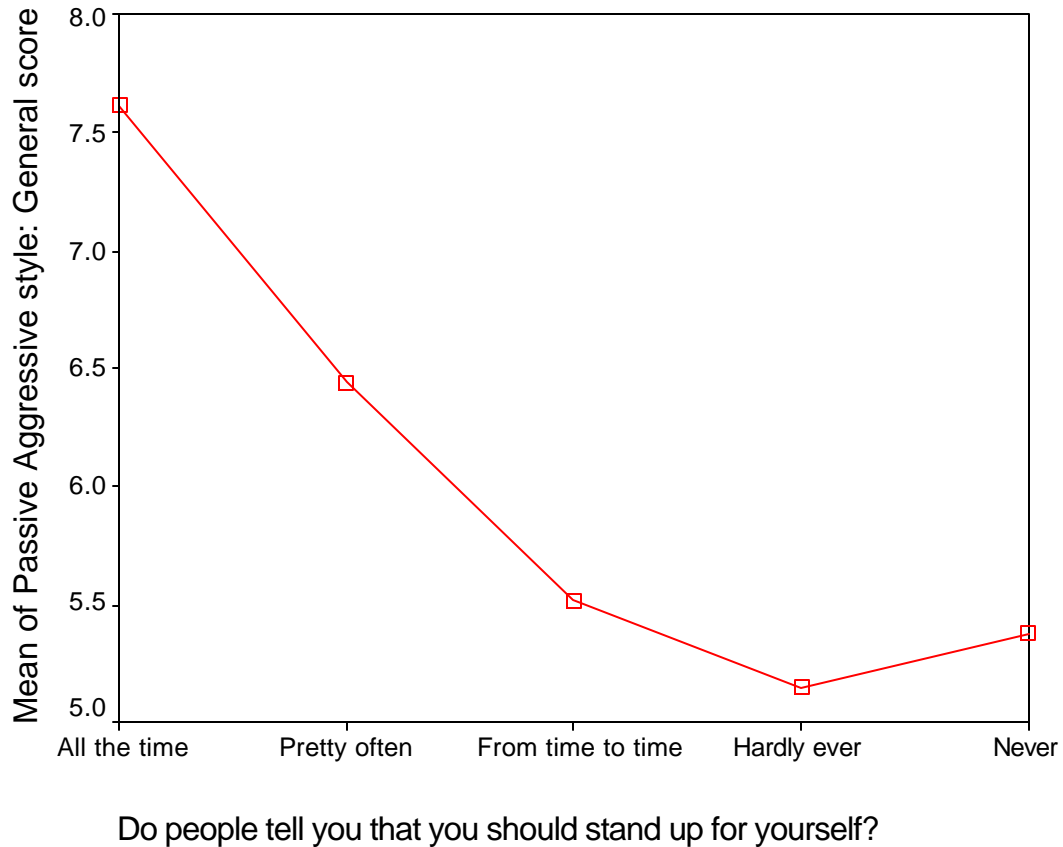


Do people tell you that you should stand up for yourself?

6. Relationship between passive-aggressive conflict management style and being told to stand up for oneself

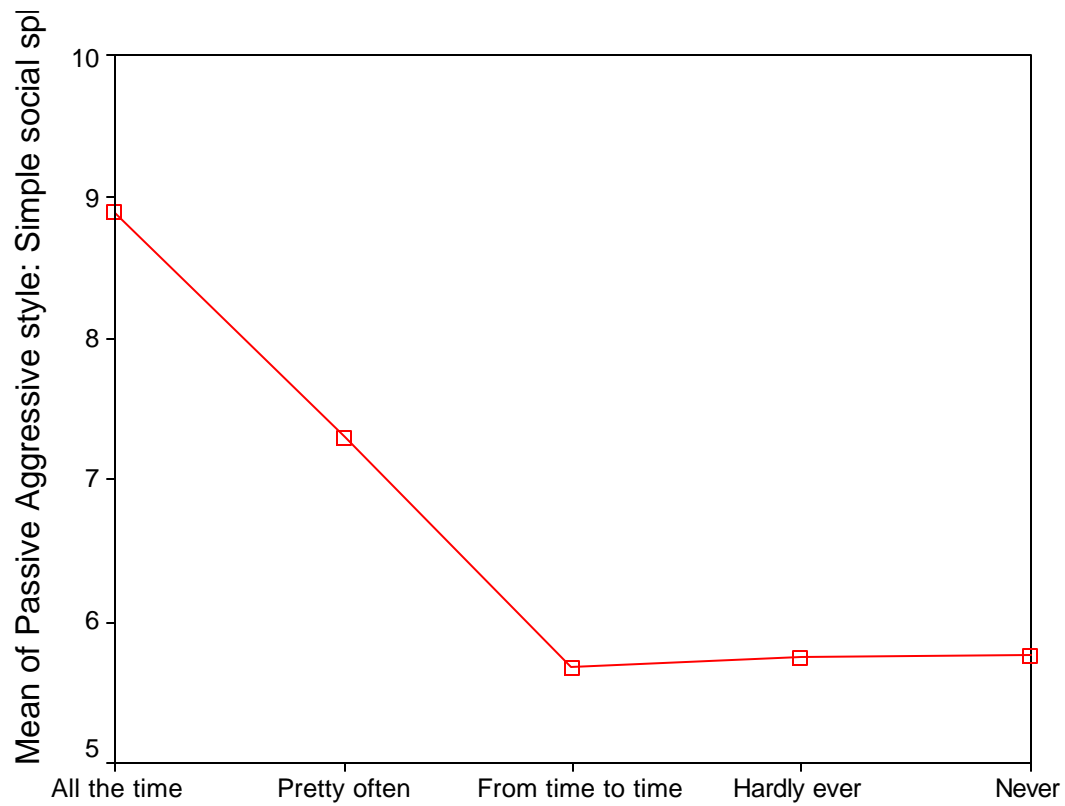
a) Passive-Aggressive Style and General Score:

PASSIVE-AGGRESSIVE CONFLICT MANAGEMENT STYLE AND BEING TOLD TO STAND UP FOR ONESELF



b) Simple Social Sphere:

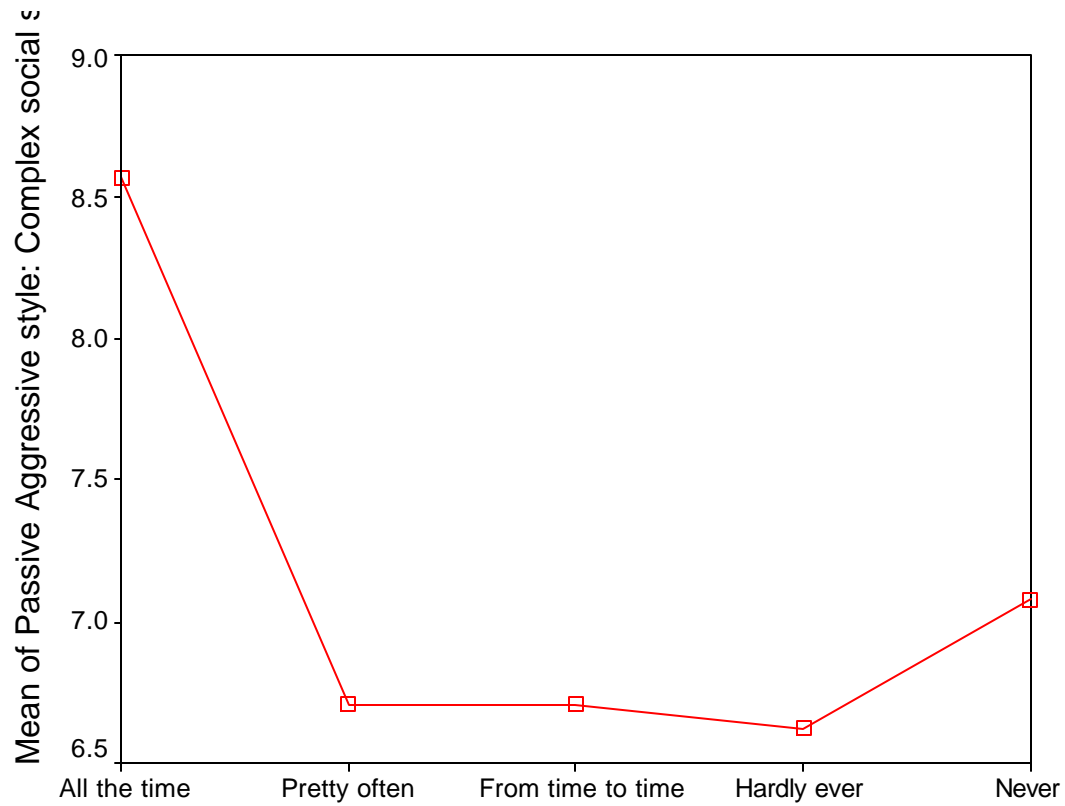
PASSIVE-AGGRESSIVE STYLE IN THE SIMPLE SOCIAL SPHERE AND BEING TOLD TO STAND UP FOR ONESELF



Do people tell you that you should stand up for yourself?

c) Complex Social Sphere

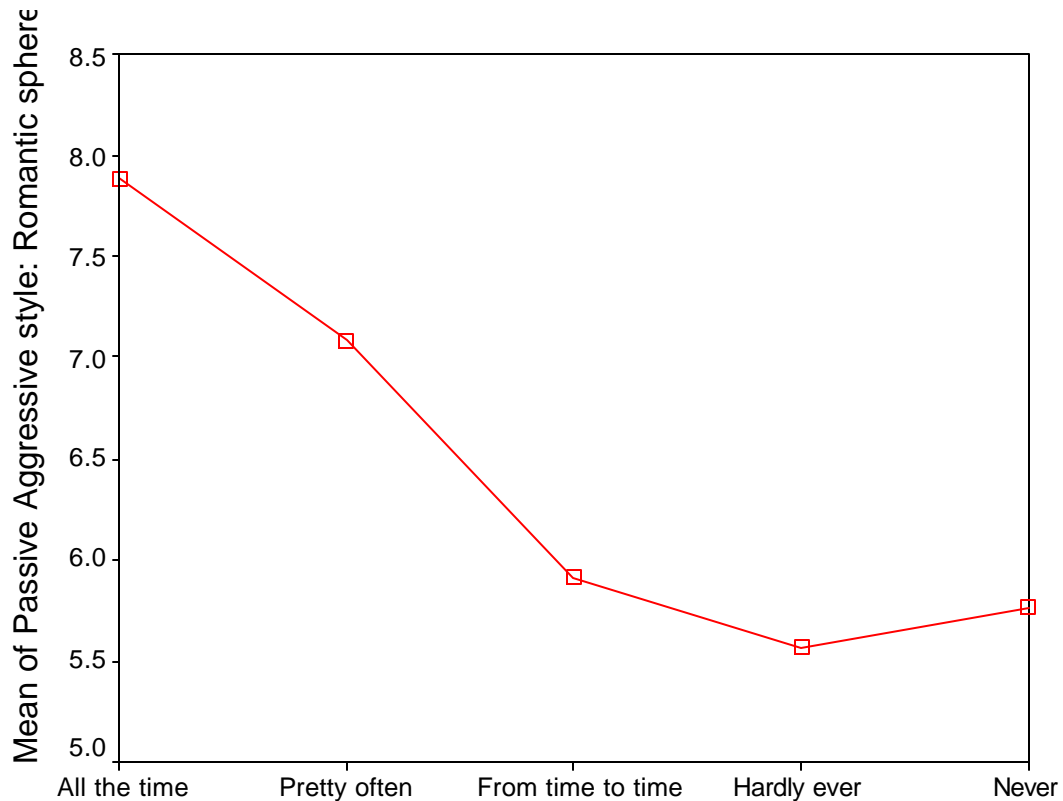
PASSIVE-AGGRESSIVE STYLE IN THE COMPLEX SOCIAL SPHERE AND BEING TOLD TO STAND UP FOR ONESELF



Do people tell you that you should stand up for yourself?

d) Romantic Sphere:

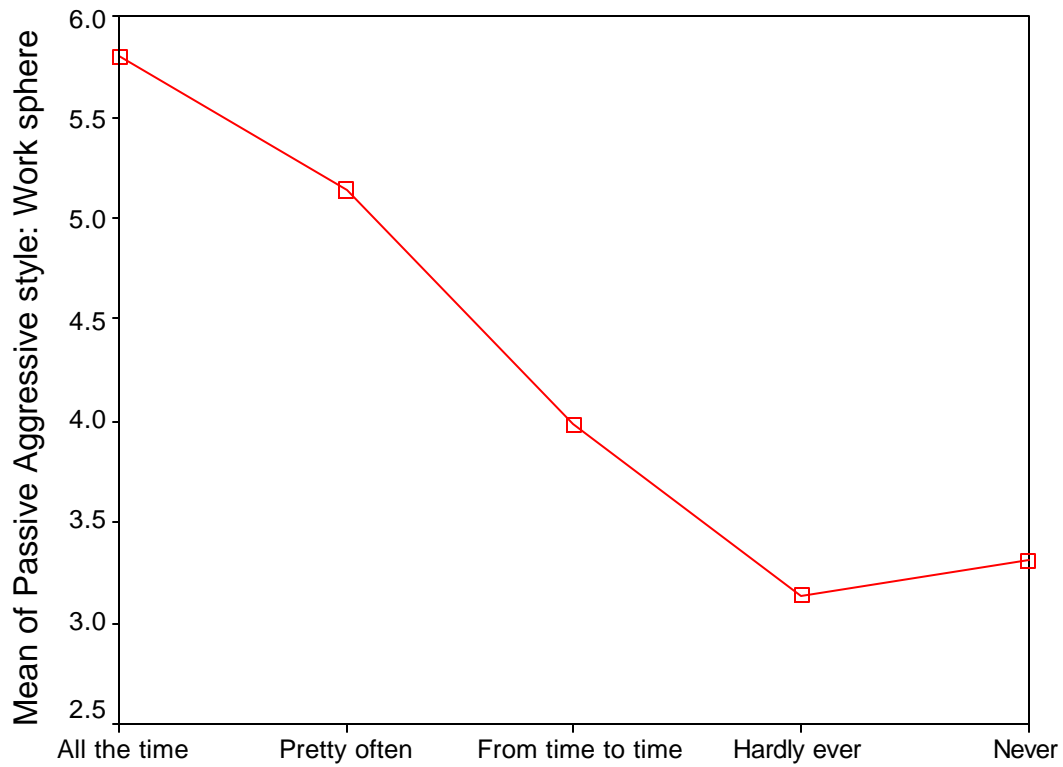
PASSIVE-AGGRESSIVE STYLE IN THE ROMANTIC SPHERE AND BEING TOLD TO STAND UP FOR ONESELF



Do people tell you that you should stand up for yourself?

e) Work/School Sphere:

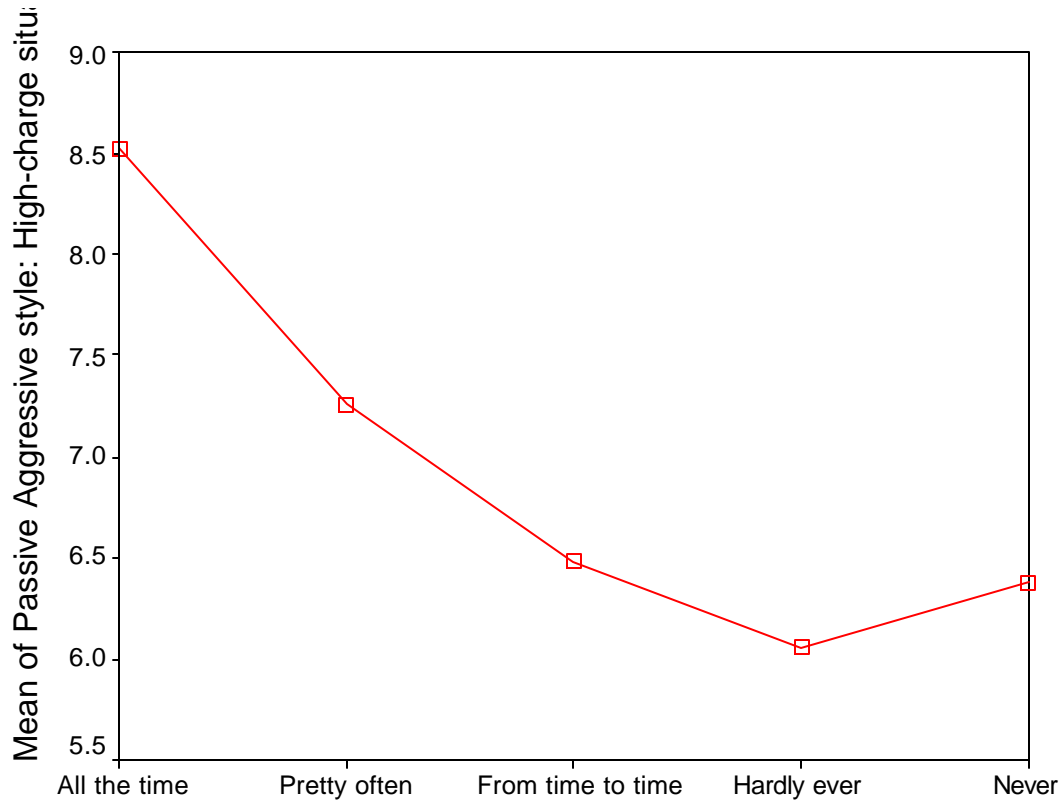
PASSIVE-AGGRESSIVE STYLE IN THE WORK/SCHOOL SPHERE AND BEING TOLD TO STAND UP FOR ONESELF



Do people tell you that you should stand up for yourself?

f) High-Charge Situations:

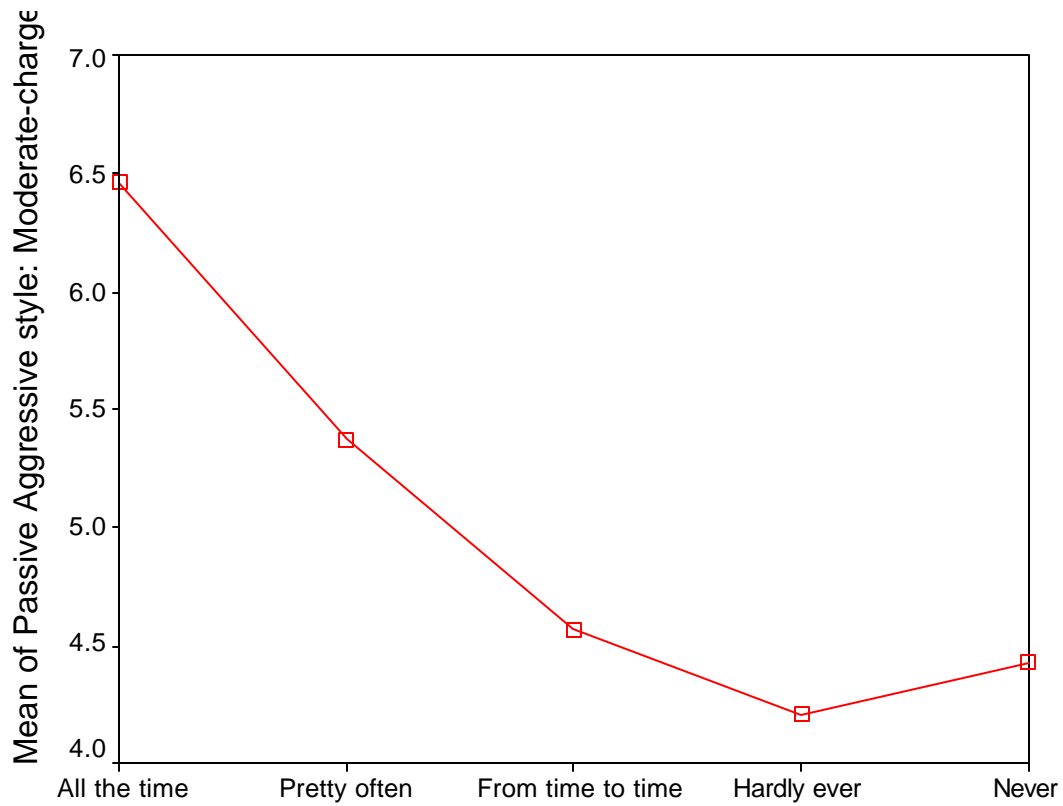
PASSIVE-AGGRESSIVE STYLE IN HIGH-CHARGE SITUATIONS AND BEING TOLD TO STAND UP FOR ONESELF



Do people tell you that you should stand up for yourself?

g) Moderate-Charge Situations:

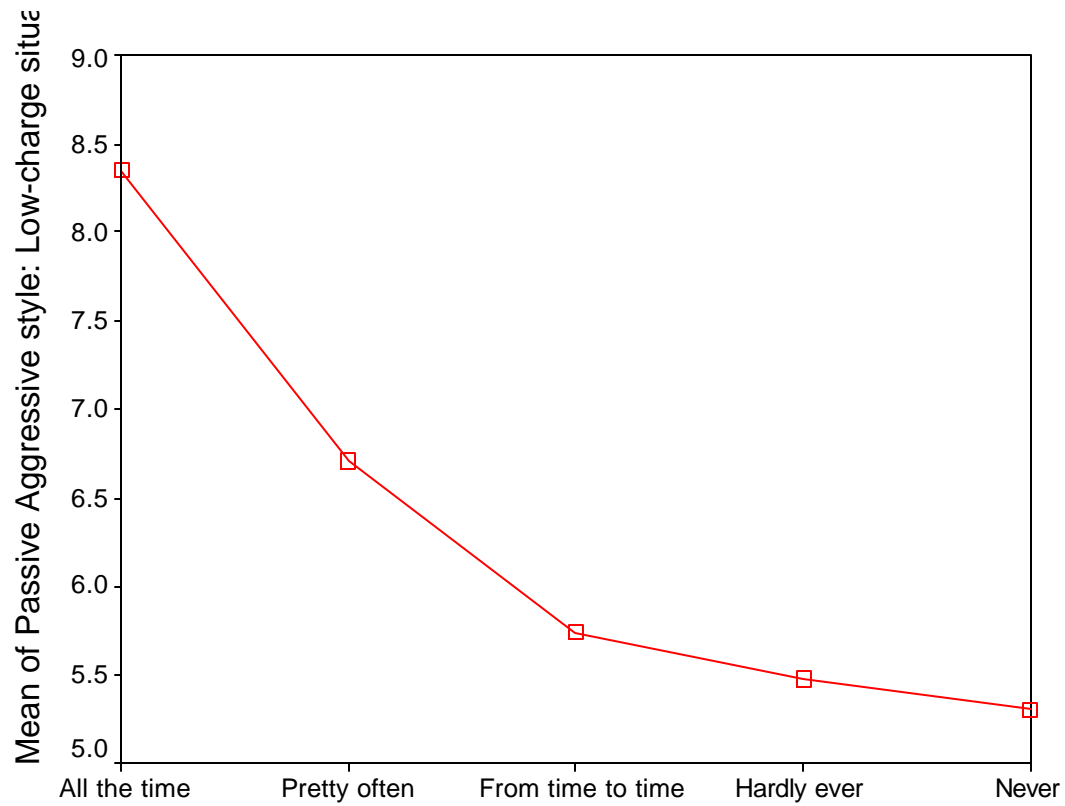
PASSIVE-AGGRESSIVE STYLE IN MODERATE-CHARGE SITUATIONS AND BEING TOLD TO STAND UP FOR ONESELF



Do people tell you that you should stand up for yourself?

h) Low-Charge Situations:

PASSIVE-AGGRESSIVE STYLE IN LOW-CHARGE SITUATIONS AND BEING TOLD TO STAND UP FOR ONESELF

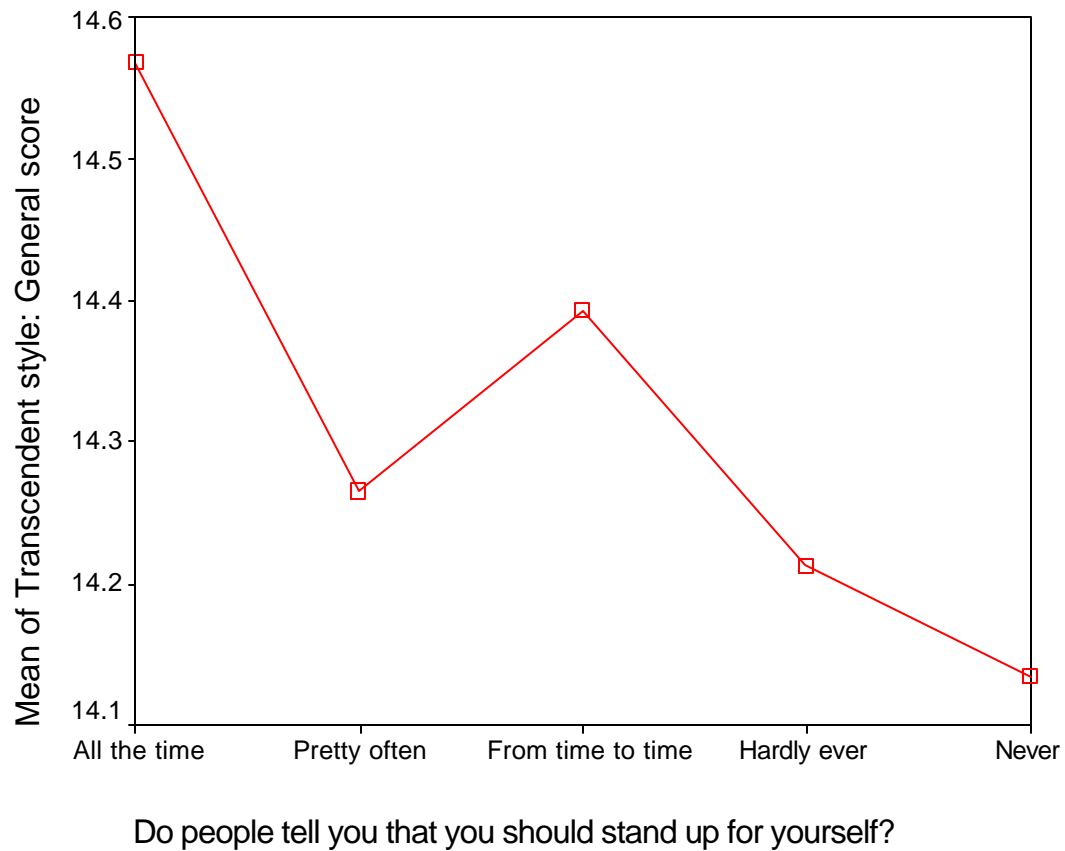


Do people tell you that you should stand up for yourself?

7. Relationship between transcendent conflict management style and being told to stand up for oneself

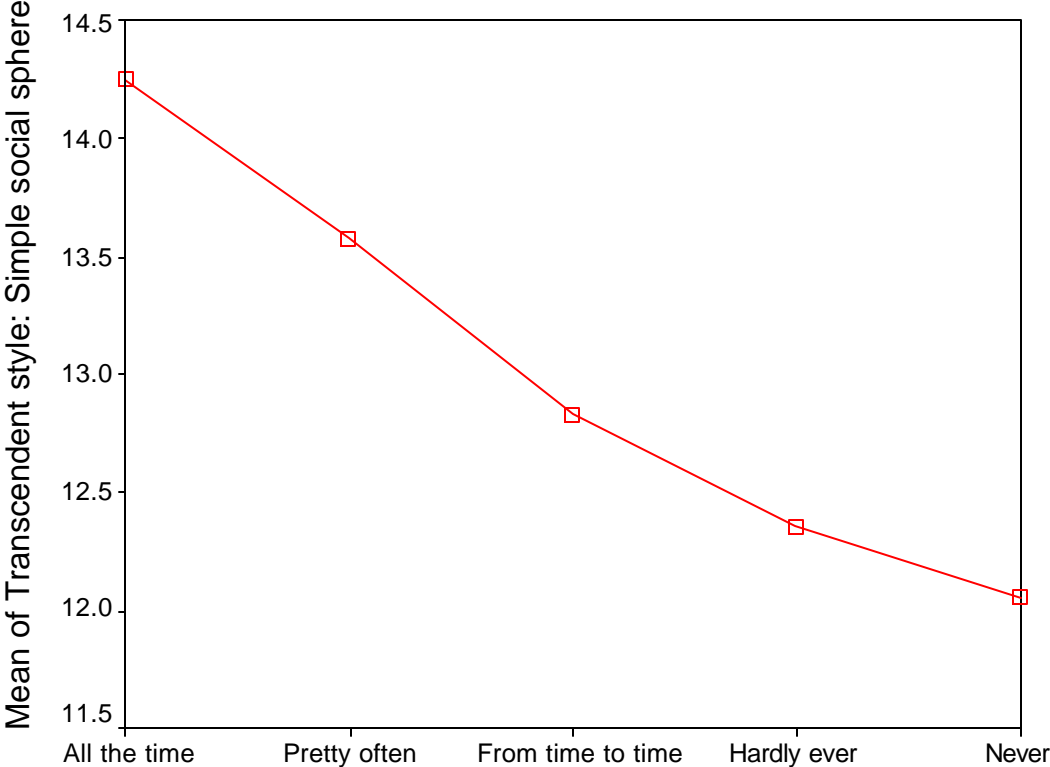
a) Transcendent Style and General Score:

TRANSCENDENT STYLE AND BEING TOLD TO STAND UP FOR ONESELF



b) Simple Social Sphere:

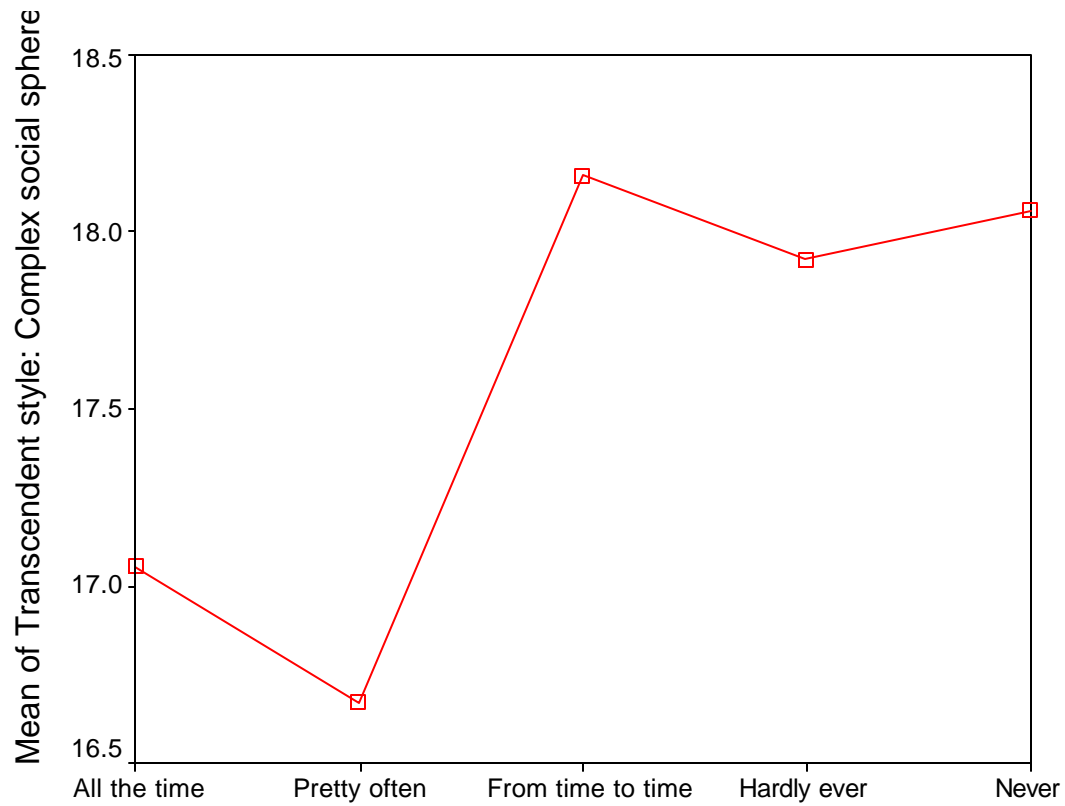
TRANSCENDENT STYLE IN THE SIMPLE SOCIAL SPHERE AND BEING TOLD TO STAND UP FOR ONESELF



Do people tell you that you should stand up for yourself?

c) Complex Social Sphere

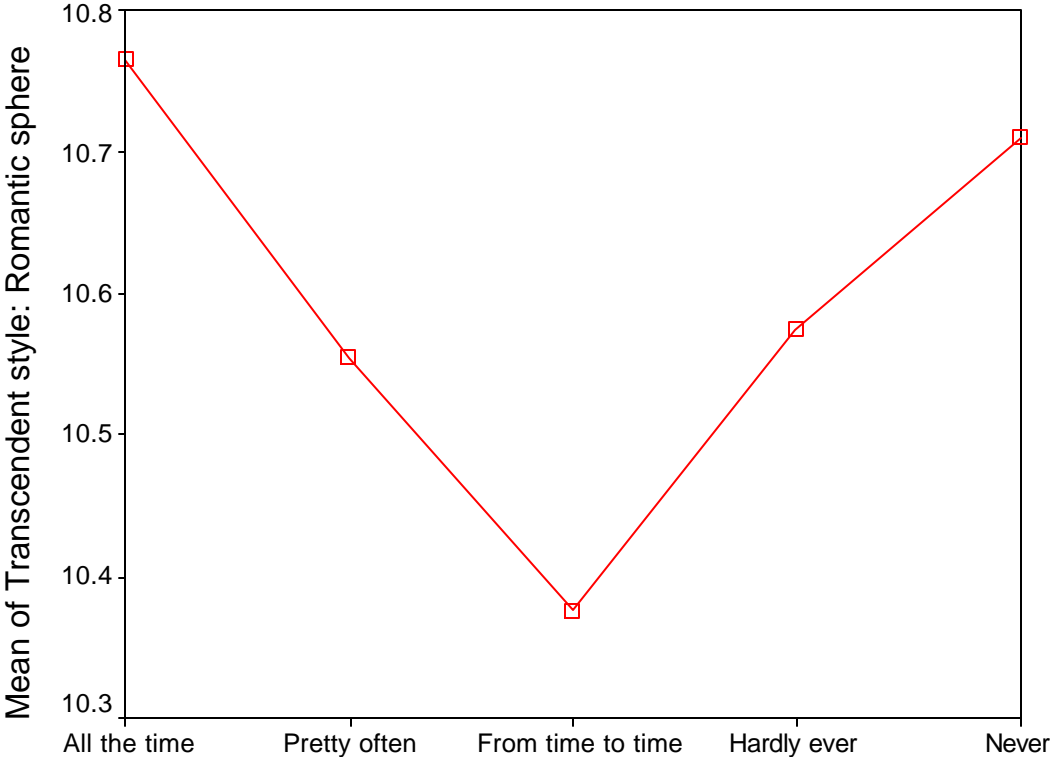
TRANSCENDENT STYLE IN THE COMPLEX SOCIAL SPHERE AND BEING TOLD TO STAND UP FOR ONESELF



Do people tell you that you should stand up for yourself?

d) Romantic Sphere:

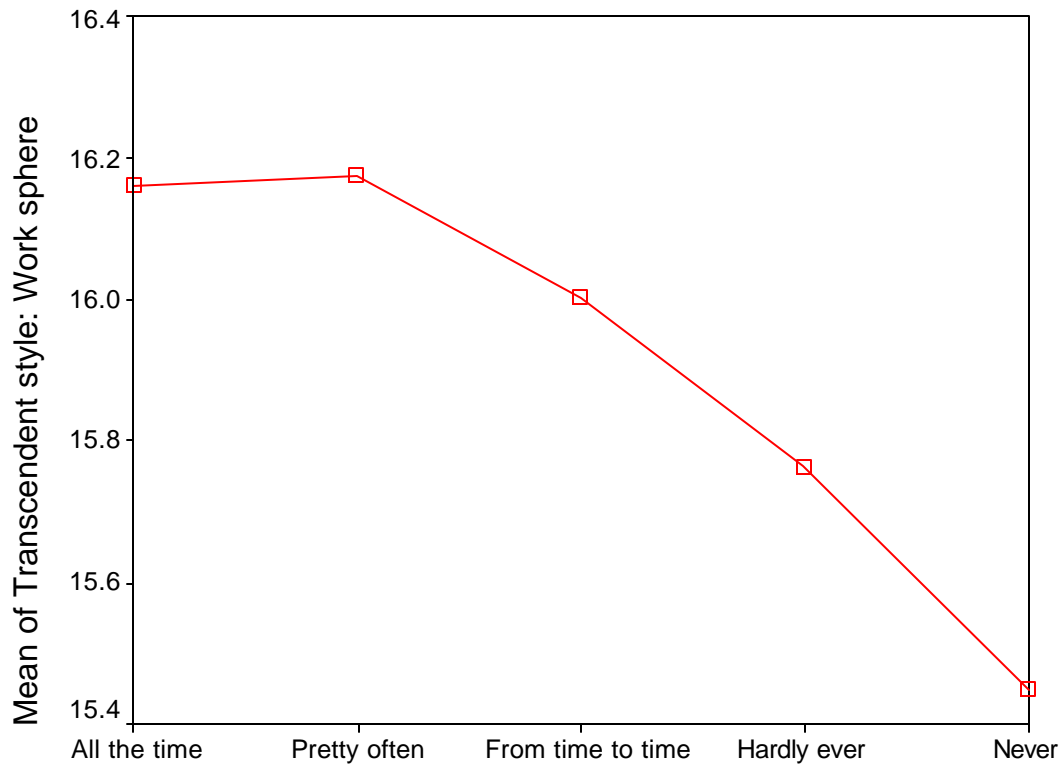
TRANSCENDENT STYLE IN THE ROMANTIC SPHERE AND BEING TOLD TO STAND UP FOR ONESELF



Do people tell you that you should stand up for yourself?

e) Work/School Sphere:

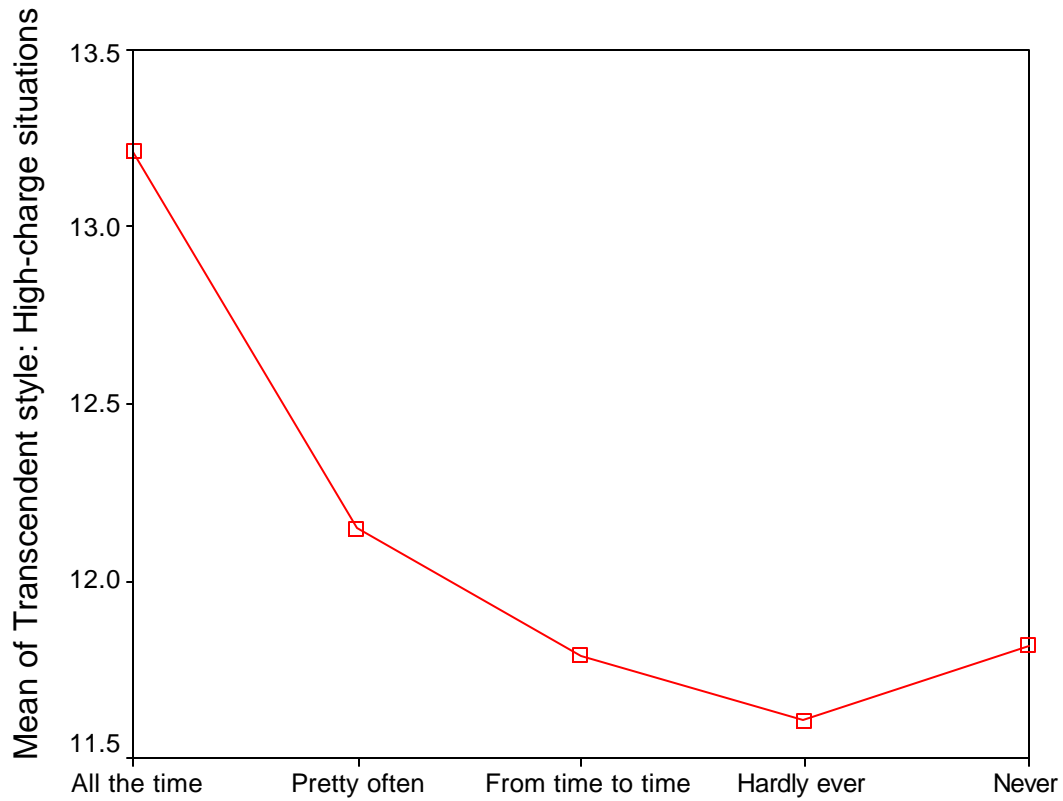
TRANSCENDENT STYLE IN THE WORK/SCHOOL SPHERE AND BEING TOLD TO STAND UP FOR ONESELF



Do people tell you that you should stand up for yourself?

f) High-Charge Situations:

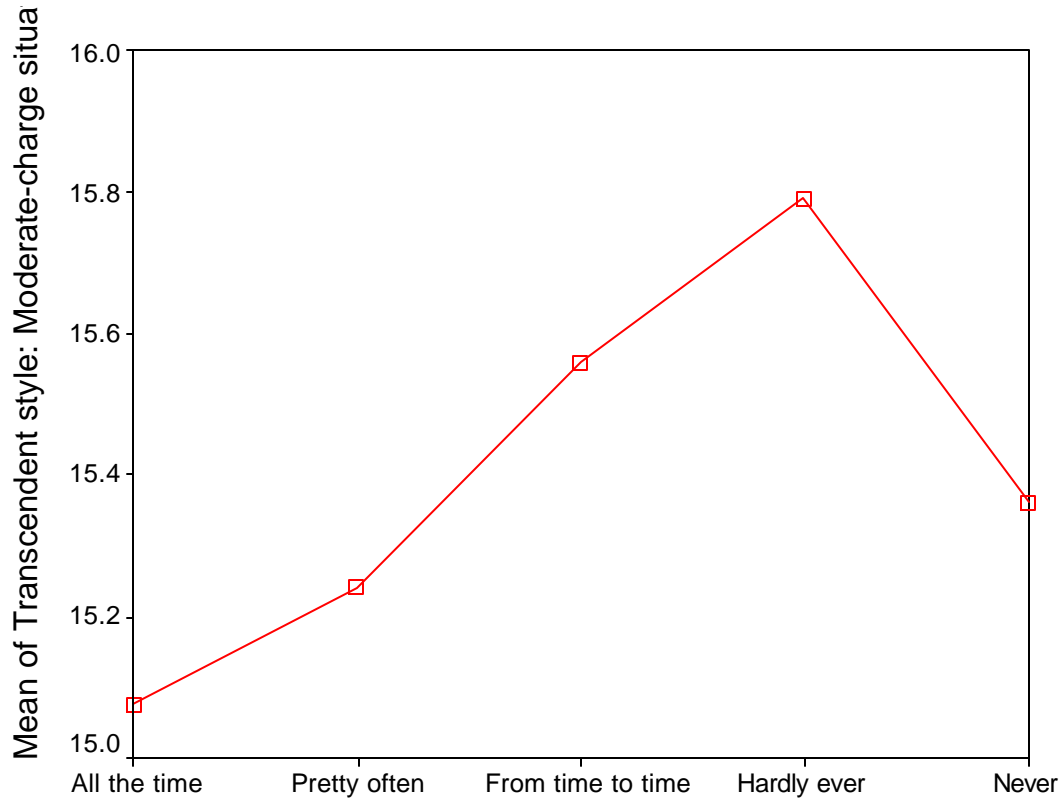
TRANSCENDENT STYLE IN HIGH-CHARGE SITUATIONS AND BEING TOLD TO STAND UP FOR ONESELF



Do people tell you that you should stand up for yourself?

g) Moderate-Charge Situations:

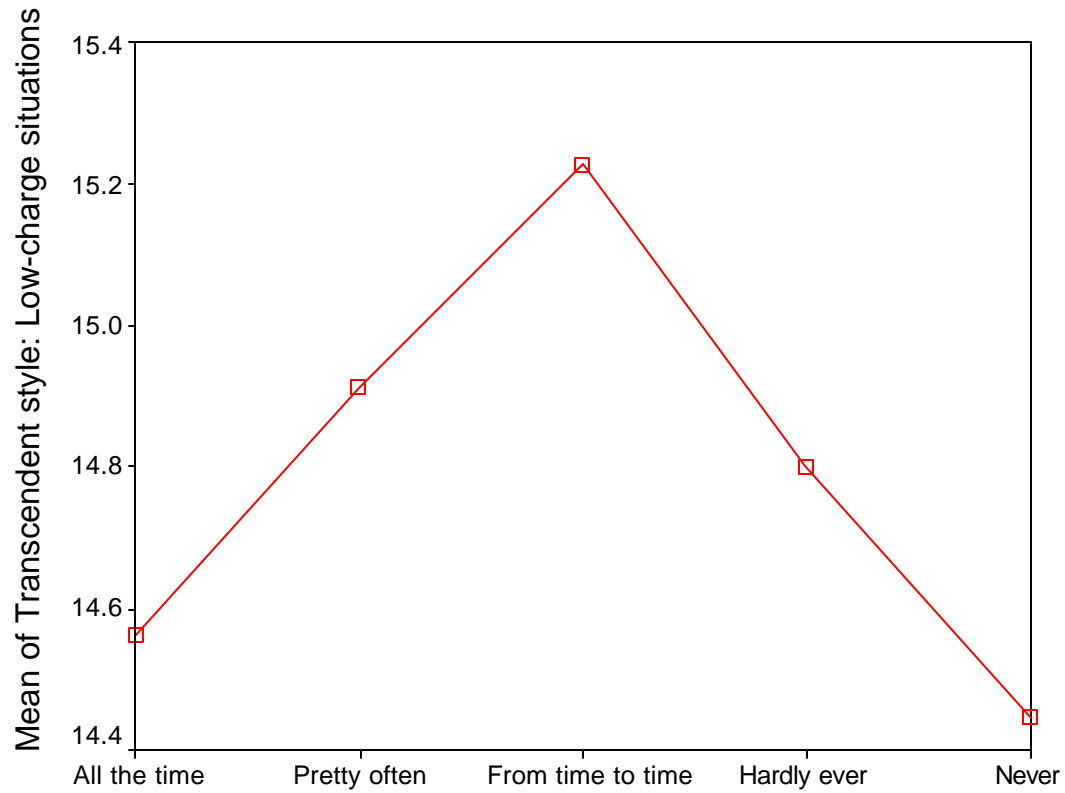
TRANSCENDENT STYLE IN MODERATE-CHARGE SITUATIONS AND BEING TOLD TO STAND UP FOR ONESELF



Do people tell you that you should stand up for yourself?

h) Low-Charge Situations:

TRANSCENDENT STYLE IN LOW-CHARGE SITUATIONS AND BEING TOLD TO STAND UP FOR ONESELF



Do people tell you that you should stand up for yourself?

Criterion and Construct Validity (Continued)

Question #4: What is the typical outcome of your conflicts?

VALUE="1" > I win

VALUE="2" > It's my way or I walk away

VALUE="3" > A dead-lock

VALUE="4" > A compromise

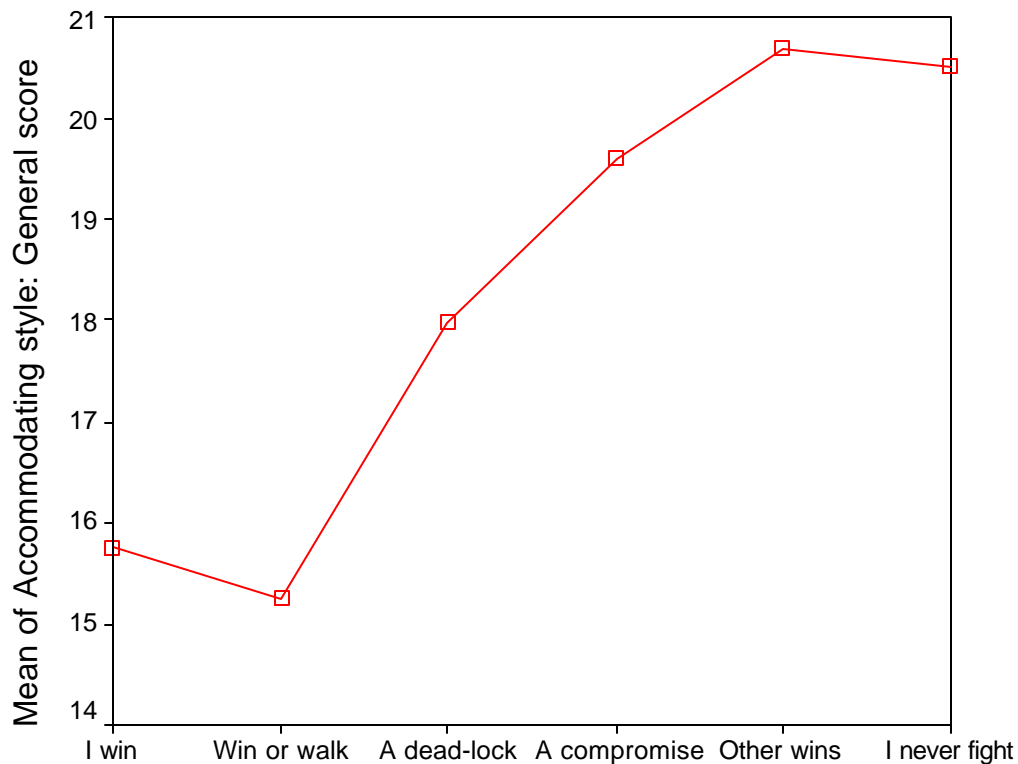
VALUE="5" > The other person wins

VALUE="6" > I never get into conflicts

1. Relationship between accommodating conflict management style and typical outcome of conflicts

a) Accommodating Style and General Score:

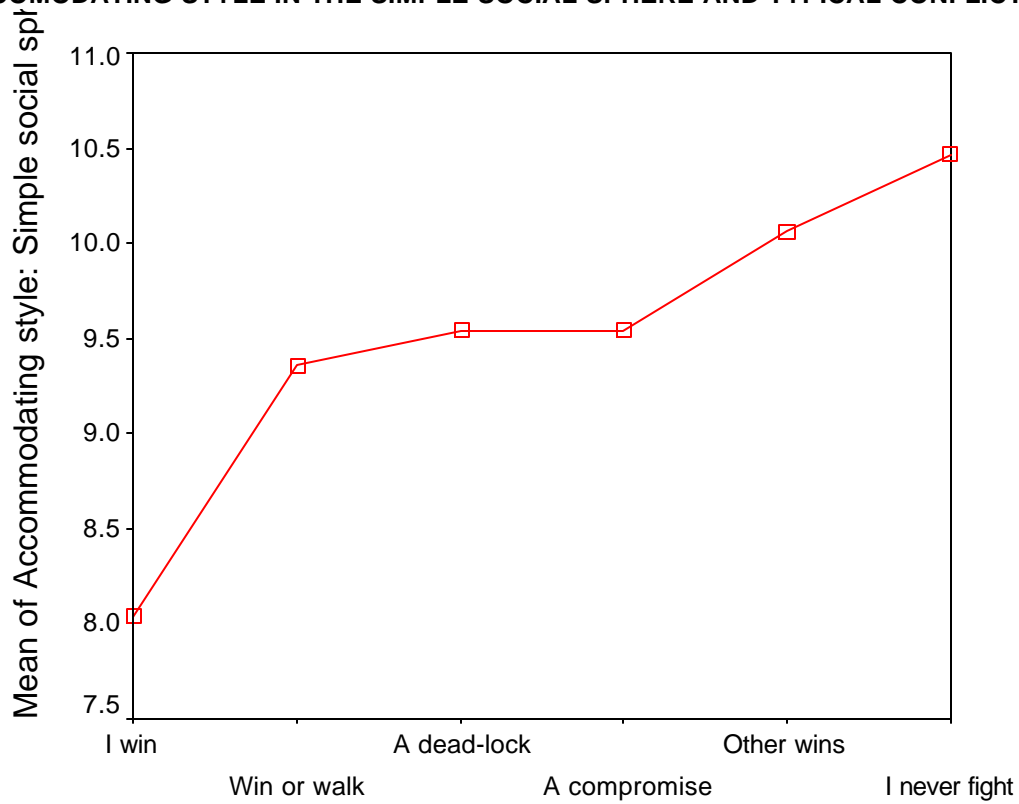
ACCOMODATING STYLE AND TYPICAL CONFLICT OUTCOME



What is the typical outcome of your conflicts?

b) Accommodating Style and Simple Social Sphere:

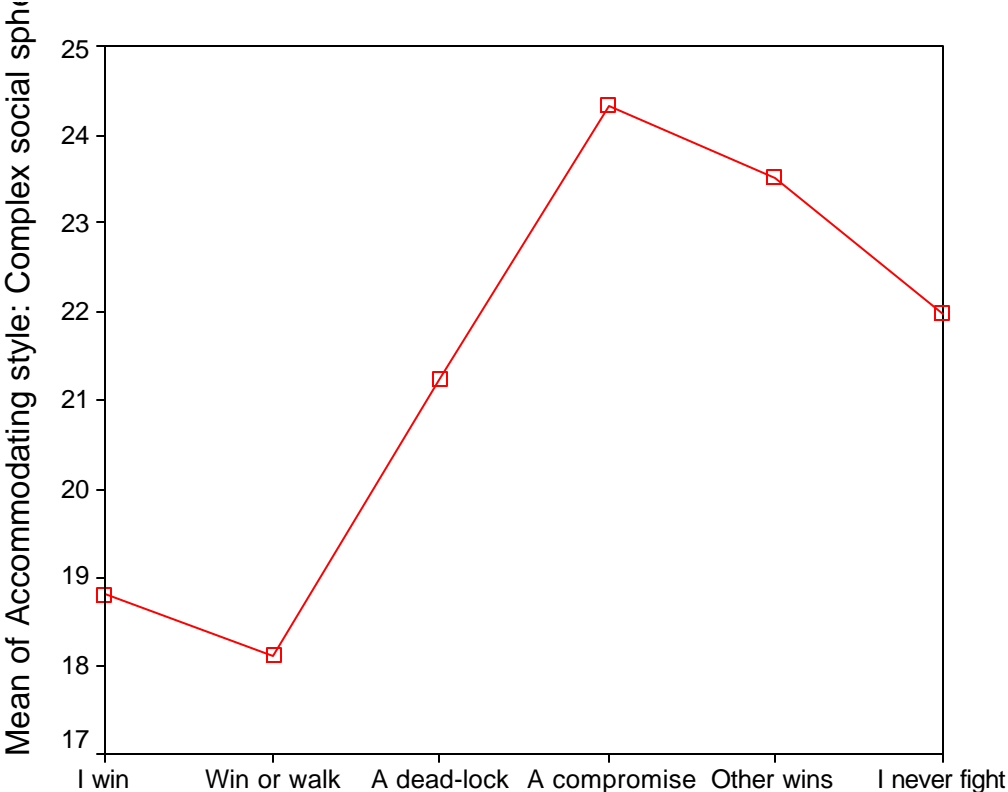
ACCOMODATING STYLE IN THE SIMPLE SOCIAL SPHERE AND TYPICAL CONFLICT OUTCOME



What is the typical outcome of your conflicts?

c) Accommodating Style and Complex Social Sphere:

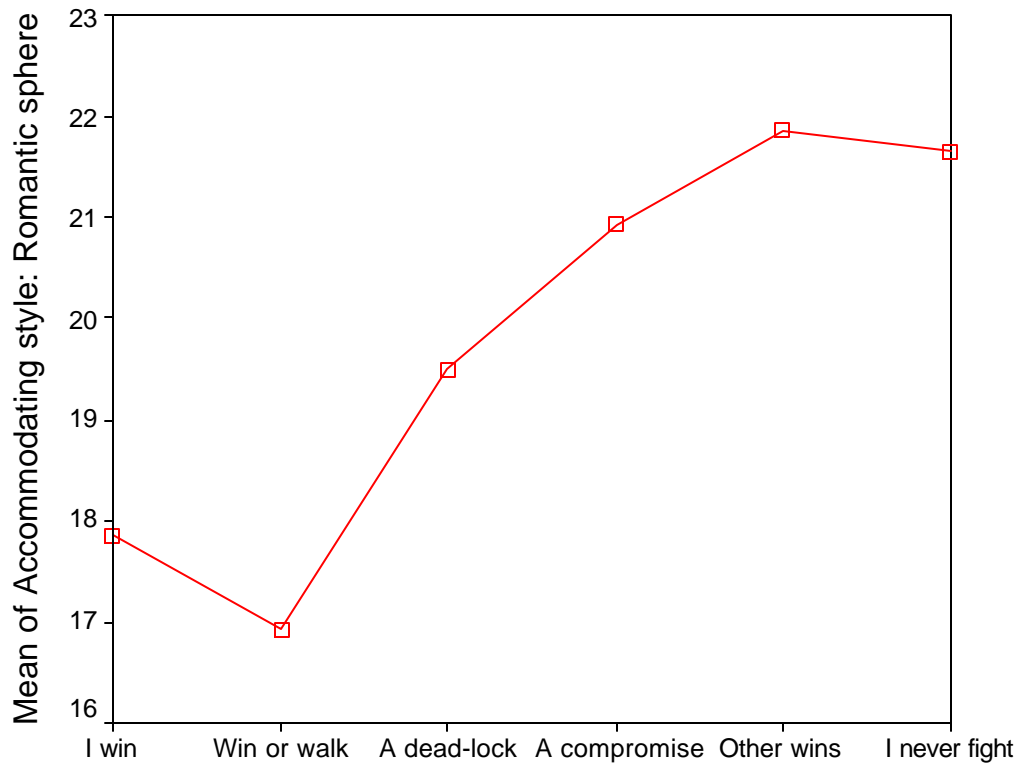
ACCOMODATING STYLE IN THE COMPLEX SOCIAL SPHERE AND TYPICAL CONFLICT OUTCOME



What is the typical outcome of your conflicts?

d) Accommodating Style and Romantic Sphere:

ACCOMODATING STYLE IN THE ROMANTIC SPHERE AND TYPICAL CONFLICT OUTCOME



What is the typical outcome of your conflicts?

e) Accommodating Style and Work/School Sphere:

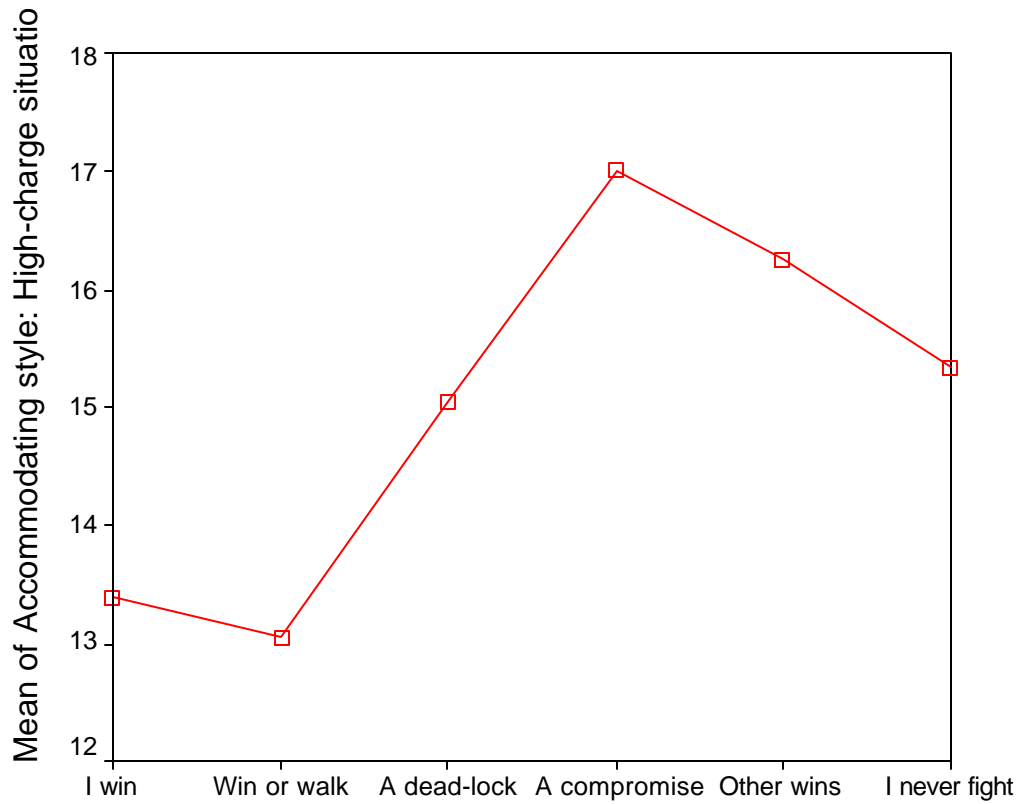
ACCOMODATING STYLE IN THE WORK/SCHOOL SPHERE AND TYPICAL CONFLICT OUTCOME



What is the typical outcome of your conflicts?

f) Accommodating Style and High-Charge Situations:

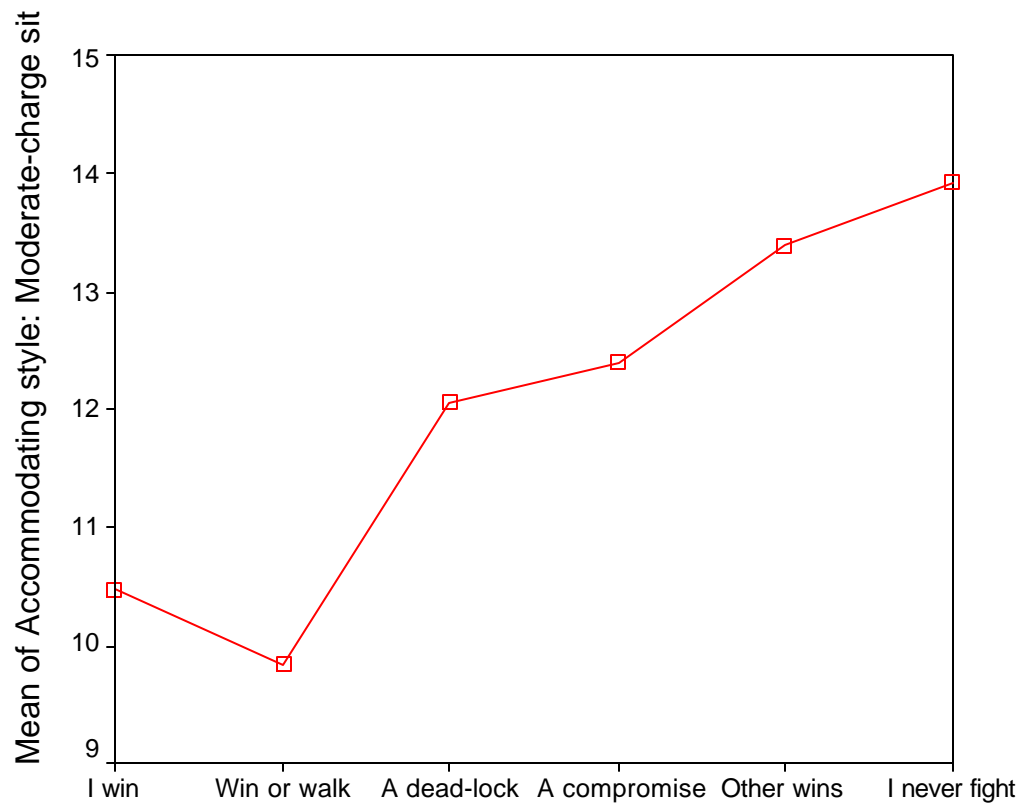
ACCOMODATING STYLE IN HIGH-CHARGE SITUATIONS AND TYPICAL CONFLICT OUTCOME



What is the typical outcome of your conflicts?

g) Accommodating Style and Moderate-Charge Situations:

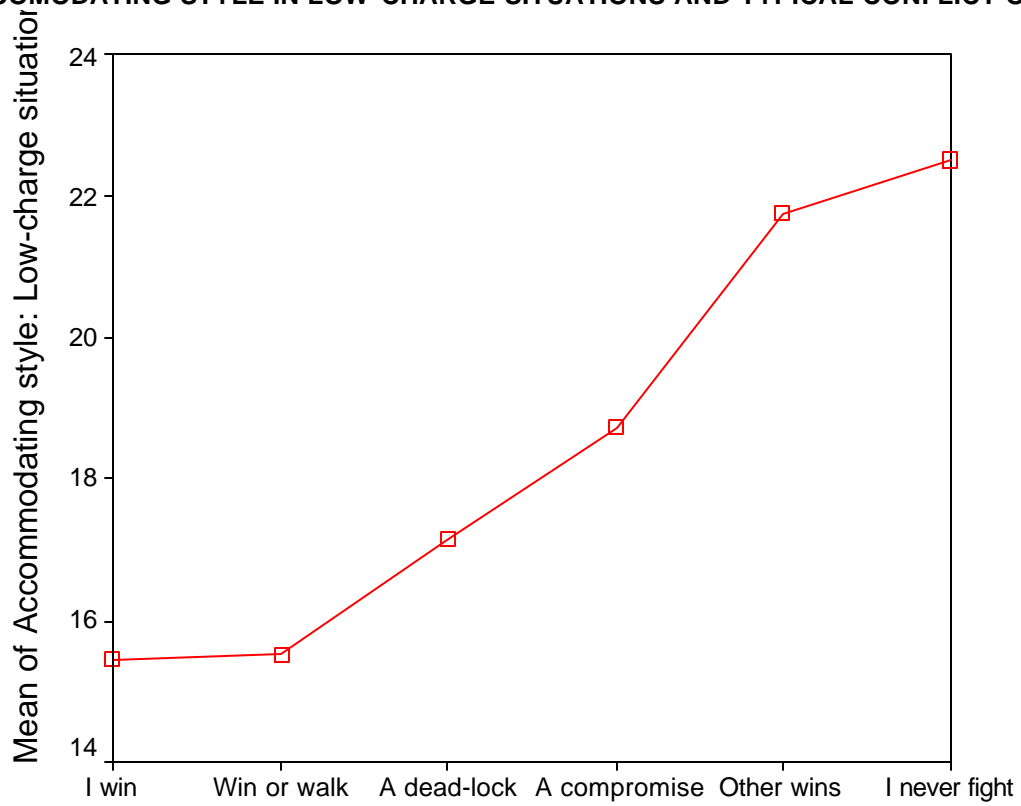
ACCOMODATING STYLE IN MODERATE-CHARGE SITUATIONS AND TYPICAL CONFLICT OUTCOME



What is the typical outcome of your conflicts?

h) Accommodating Style and Low-Charge Situations:

ACCOMODATING STYLE IN LOW-CHARGE SITUATIONS AND TYPICAL CONFLICT OUTCOME



What is the typical outcome of your conflicts?

2. Relationship between avoidant conflict management style and typical outcome of conflicts

a) Avoidant Style and General Score:

AVOIDANT STYLE AND TYPICAL CONFLICT OUTCOME



What is the typical outcome of your conflicts?

b) Avoidant Style and Simple Social Sphere:

AVOIDANT STYLE IN THE SIMPLE SOCIAL SPHERE AND TYPICAL CONFLICT OUTCOME



What is the typical outcome of your conflicts?

c) Avoidant Style and Complex Social Sphere

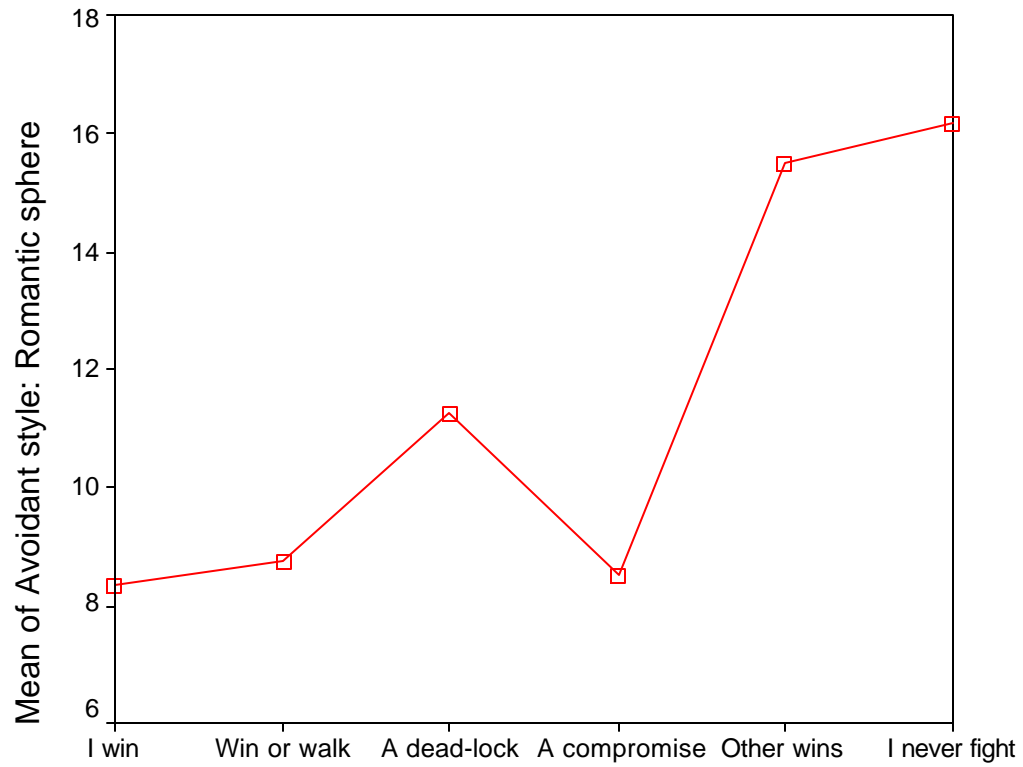
AVOIDANT STYLE IN THE COMPLEX SOCIAL SPHERE AND TYPICAL CONFLICT OUTCOME



What is the typical outcome of your conflicts?

d) Avoidant Style and Romantic Sphere:

AVOIDANT STYLE IN THE ROMANTIC SPHERE AND TYPICAL CONFLICT OUTCOME



What is the typical outcome of your conflicts?

e) Avoidant Style and Work/School Sphere:

AVOIDANT STYLE IN THE WORK/SCHOOL SPHERE AND TYPICAL CONFLICT OUTCOME



What is the typical outcome of your conflicts?

f) Avoidant Style and High-Charge Situations:

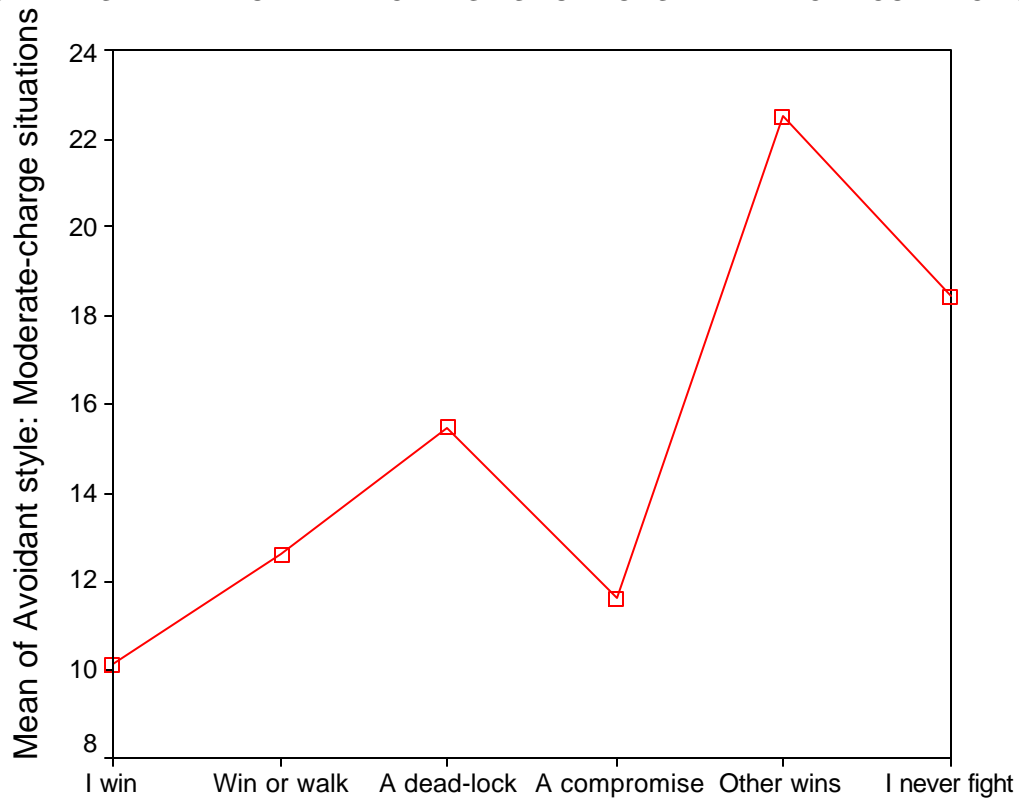
AVOIDANT STYLE IN HIGH-CHARGE SITUATIONS AND TYPICAL CONFLICT OUTCOME



What is the typical outcome of your conflicts?

g) Avoidant Style and Moderate-Charge Situations:

AVOIDANT STYLE IN MODERATE-CHARGE SITUATIONS AND TYPICAL CONFLICT OUTCOME



What is the typical outcome of your conflicts?

h) Avoidant Style and Low-Charge Situations:

AVOIDANT STYLE IN LOW-CHARGE SITUATIONS AND TYPICAL CONFLICT OUTCOME



What is the typical outcome of your conflicts?

3. Relationship between competitive conflict management style and typical outcome of conflicts

a) Competitive Style and General Score:

COMPETITIVE CONFLICT MANAGEMENT STYLE AND TYPICAL CONFLICT OUTCOME



What is the typical outcome of your conflicts?

b) Competitive Style and Simple Social Sphere:

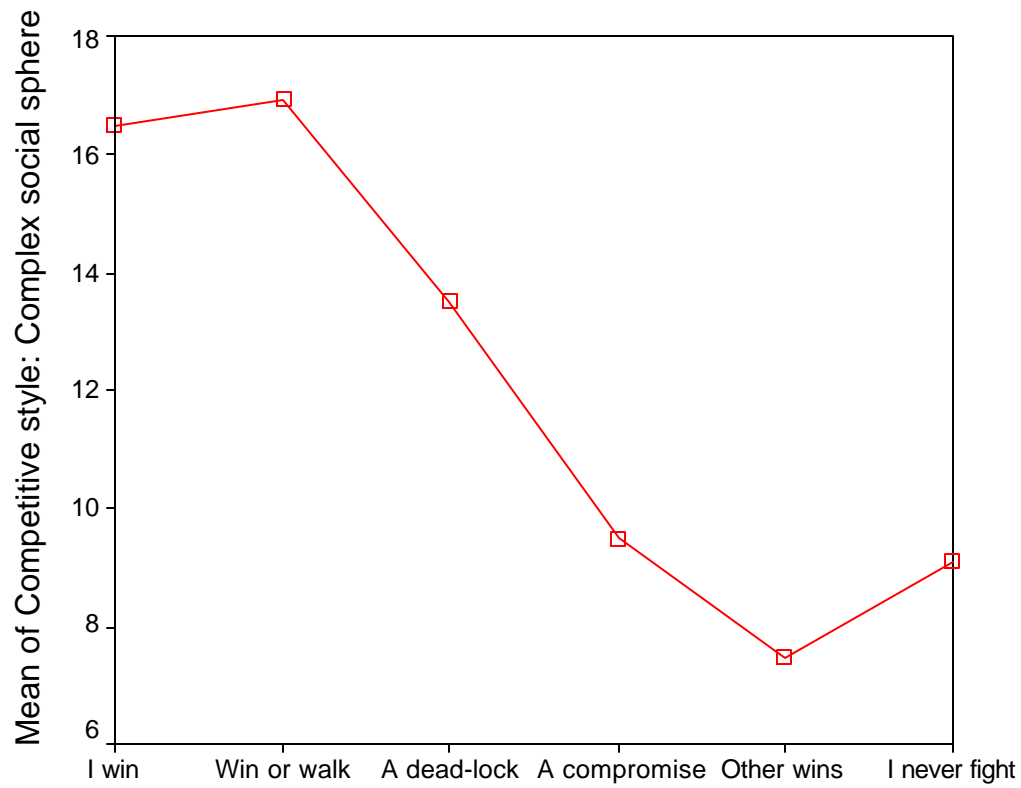
COMPETITIVE STYLE IN THE SIMPLE SOCIAL SPHERE AND TYPICAL CONFLICT OUTCOME



What is the typical outcome of your conflicts?

c) Competitive Style and Complex Social Sphere

COMPETITIVE STYLE IN THE COMPLEX SOCIAL SPHERE AND TYPICAL CONFLICT OUTCOME



What is the typical outcome of your conflicts?

d) Competitive Style and Romantic Sphere:

COMPETITIVE STYLE IN THE ROMANTIC SPHERE AND TYPICAL CONFLICT OUTCOME



What is the typical outcome of your conflicts?

e) Competitive Style and Work/School Sphere:

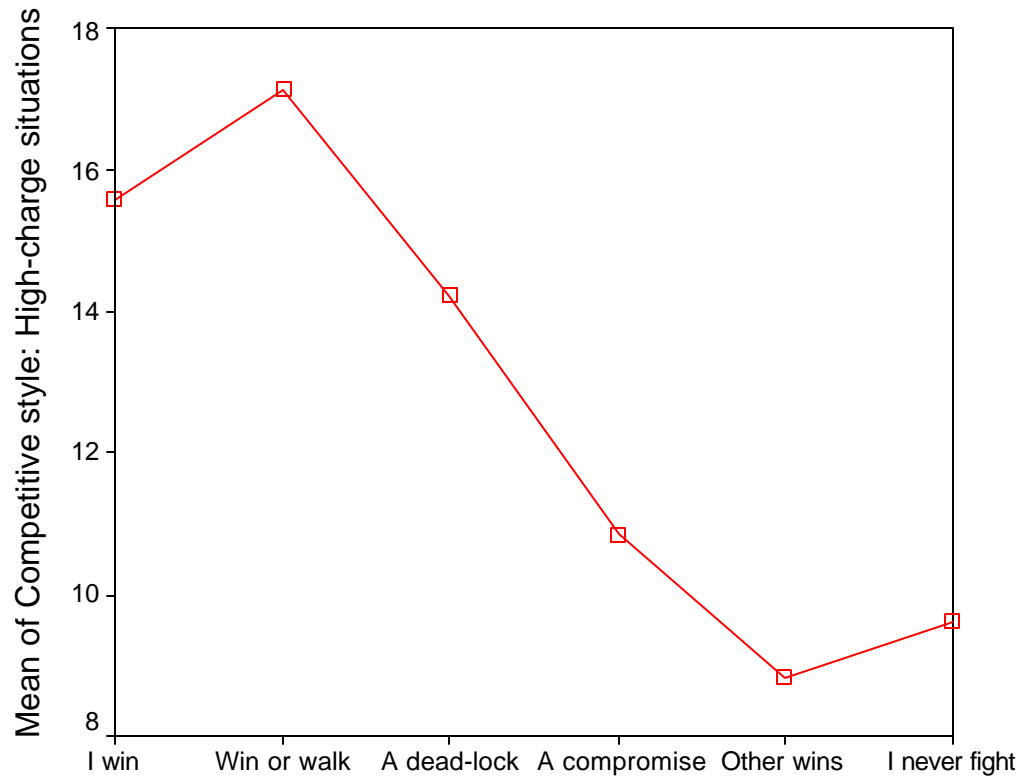
COMPETITIVE STYLE IN THE WORK/SCHOOL SPHERE AND TYPICAL CONFLICT OUTCOME



What is the typical outcome of your conflicts?

f) Competitive Style and High-Charge Situations:

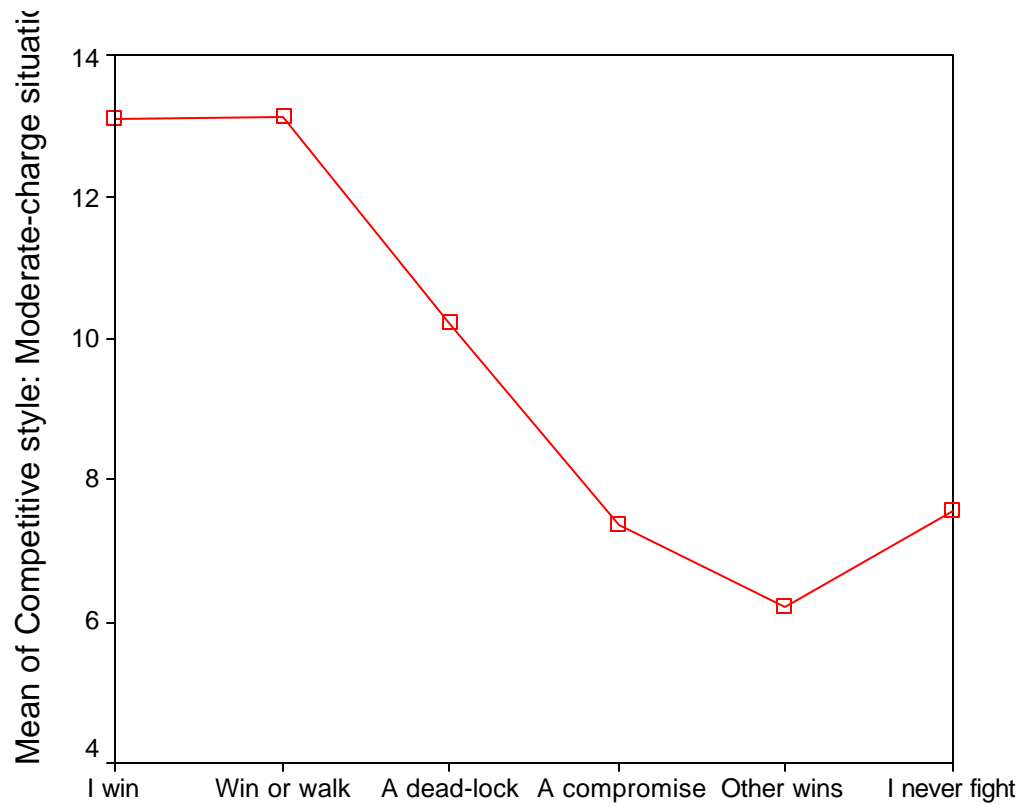
COMPETITIVE STYLE IN HIGH-CHARGE SITUATIONS AND TYPICAL CONFLICT OUTCOME



What is the typical outcome of your conflicts?

g) Competitive Style and Moderate-Charge Situations:

COMPETITIVE STYLE IN MODERATE-CHARGE SITUATIONS AND TYPICAL CONFLICT OUTCOME



What is the typical outcome of your conflicts?

h) Competitive Style and Low-Charge Situations:

COMPETITIVE STYLE IN LOW-CHARGE SITUATIONS AND TYPICAL CONFLICT OUTCOME

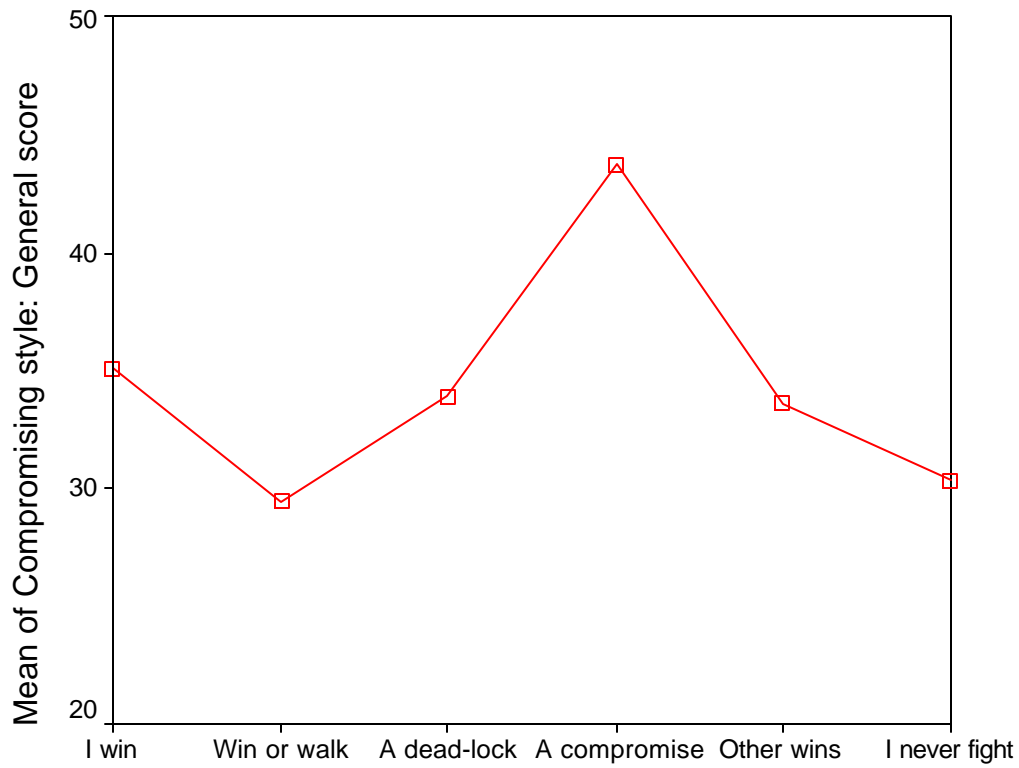


What is the typical outcome of your conflicts?

4. Relationship between compromising conflict management style and typical outcome of conflicts

a) Compromising Style and General Score:

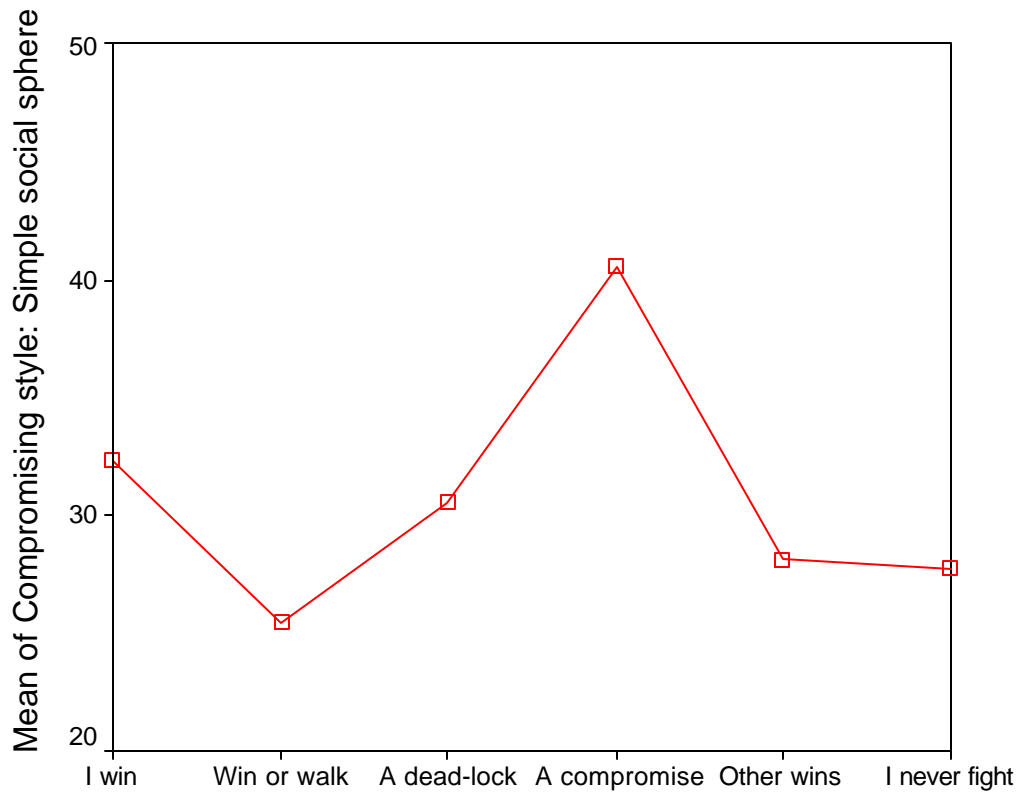
COMPROMISING STYLE AND TYPICAL CONFLICT OUTCOME



What is the typical outcome of your conflicts?

b) Compromising Style and Simple Social Sphere:

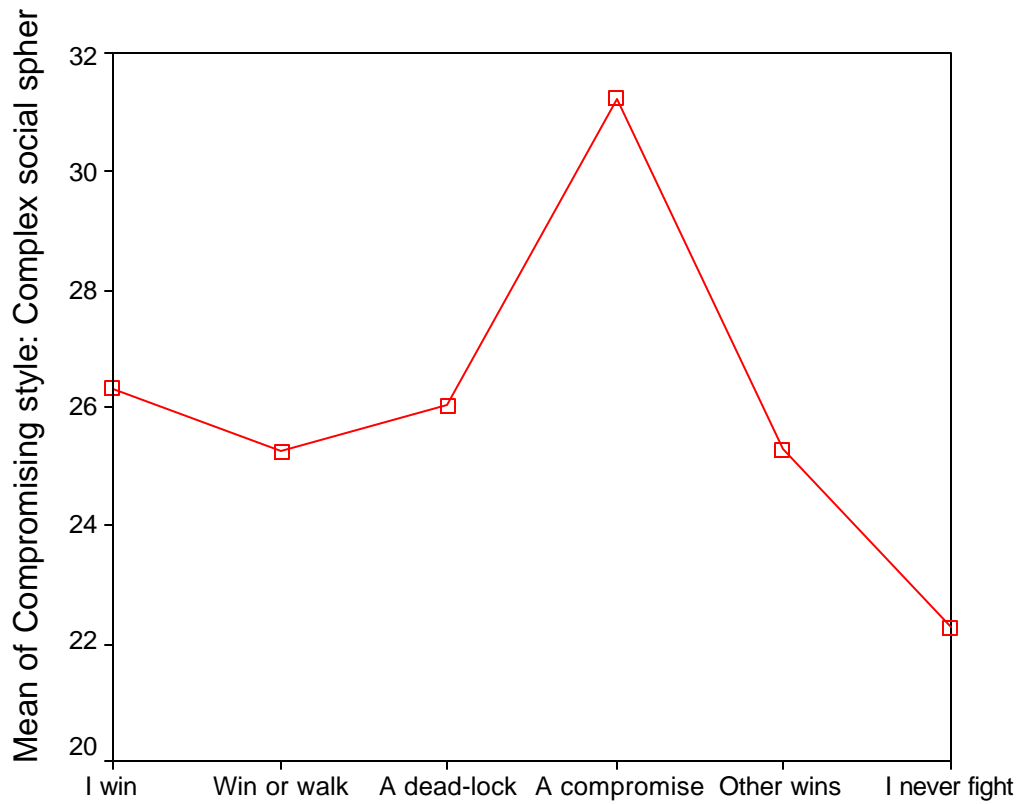
COMPROMISING STYLE IN THE SIMPLE SOCIAL SPHERE AND TYPICAL CONFLICT OUTCOME



What is the typical outcome of your conflicts?

c) Compromising Style and Complex Social Sphere

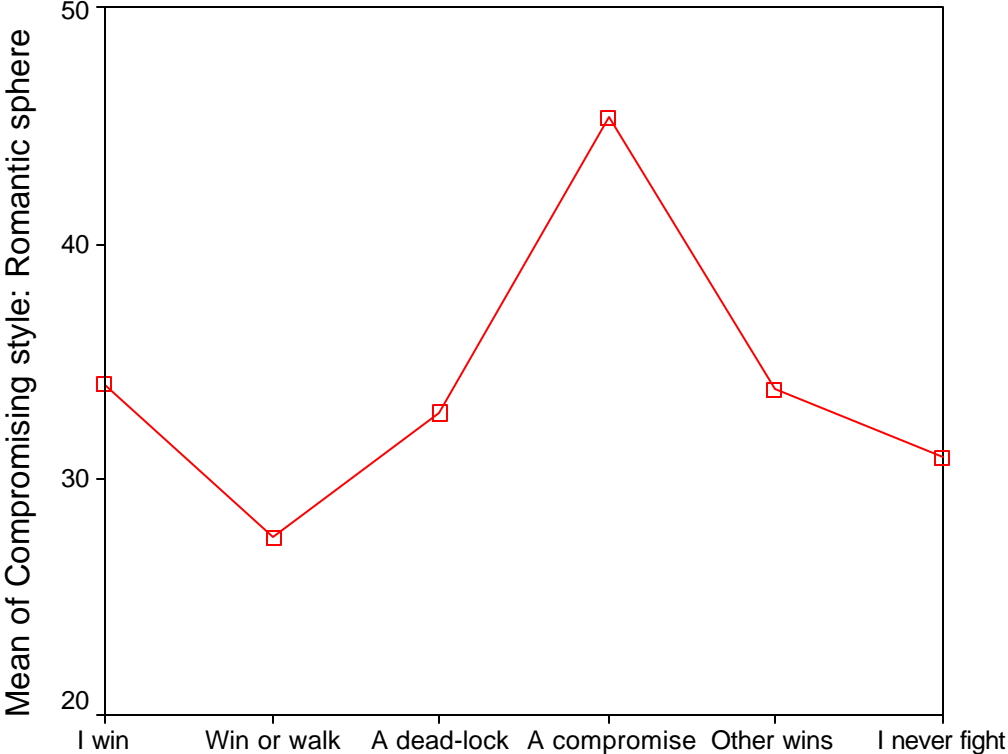
COMPROMISING STYLE IN THE COMPLEX SOCIAL SPHERE AND TYPICAL CONFLICT OUTCOME



What is the typical outcome of your conflicts?

d) Compromising Style and Romantic Sphere:

COMPROMISING STYLE IN THE ROMANTIC SPHERE AND TYPICAL CONFLICT OUTCOME



What is the typical outcome of your conflicts?

e) Compromising Style and Work/School Sphere:

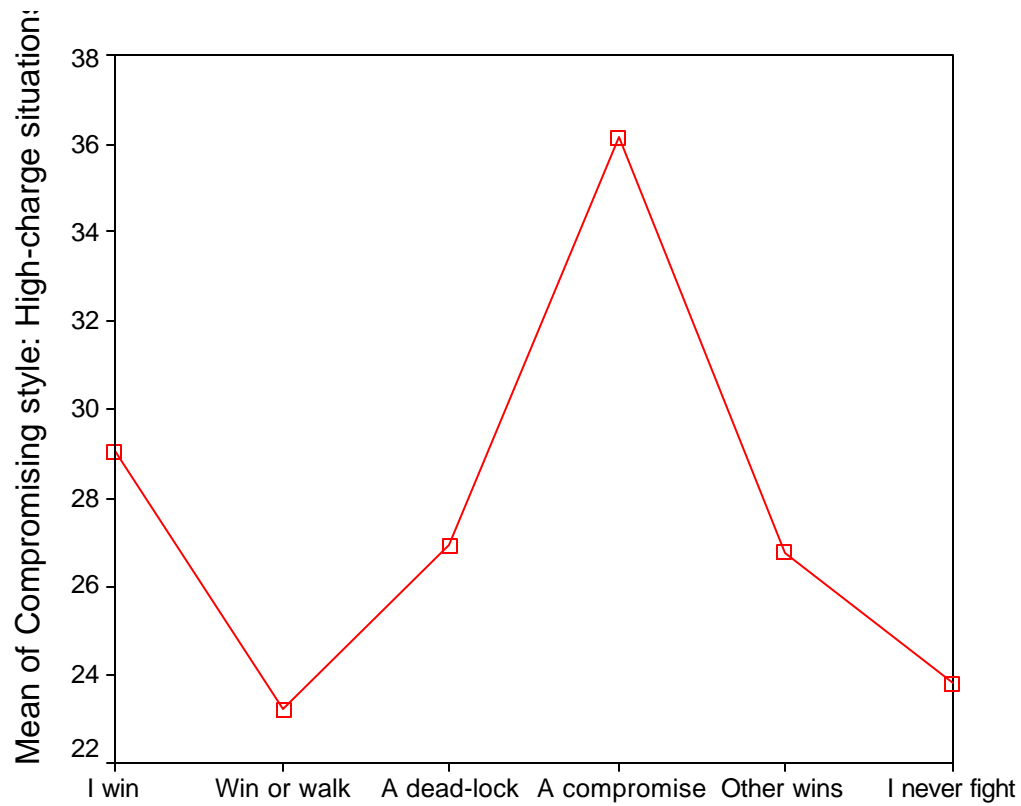
COMPROMISING STYLE IN THE WORK/SCHOOL SPHERE AND TYPICAL CONFLICT OUTCOME



What is the typical outcome of your conflicts?

f) Compromising Style and High-Charge Situations:

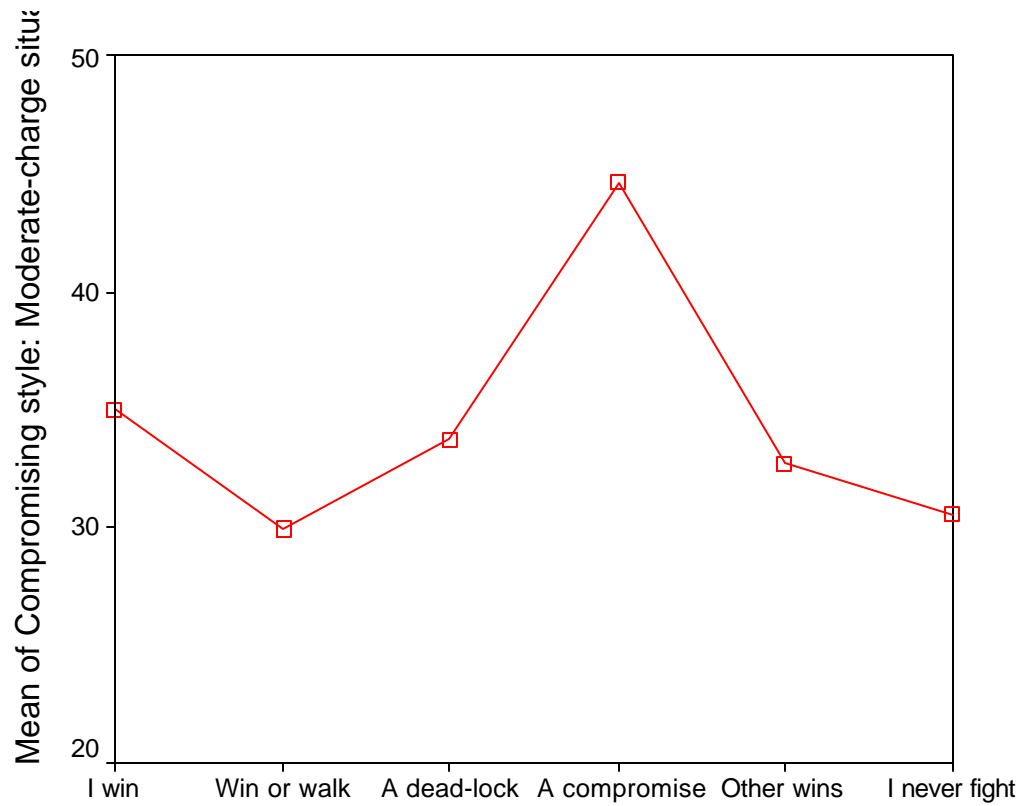
COMPROMISING STYLE IN HIGH-CHARGE SITUATIONS AND TYPICAL CONFLICT OUTCOME



What is the typical outcome of your conflicts?

g) Compromising Style and Moderate-Charge Situations:

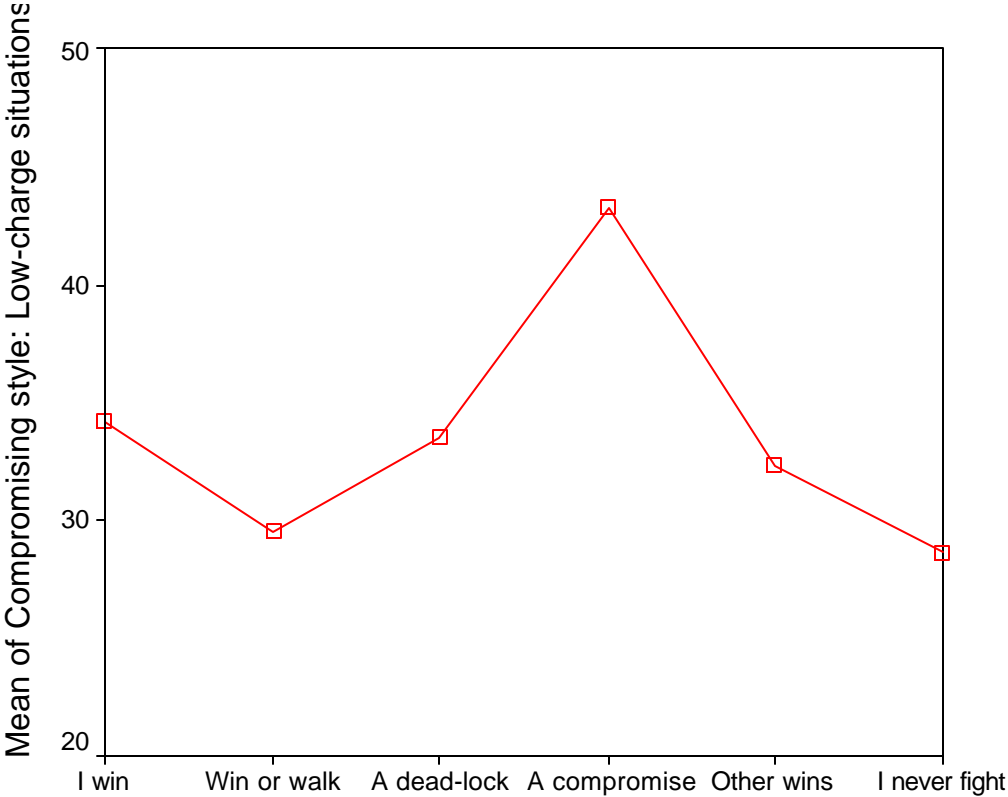
COMPROMISING STYLE IN MODERATE-CHARGE SITUATIONS AND TYPICAL CONFLICT OUTCOME



What is the typical outcome of your conflicts?

h) Compromising Style and Low-Charge Situations:

COMPROMISING STYLE IN LOW-CHARGE SITUATIONS AND TYPICAL CONFLICT OUTCOME

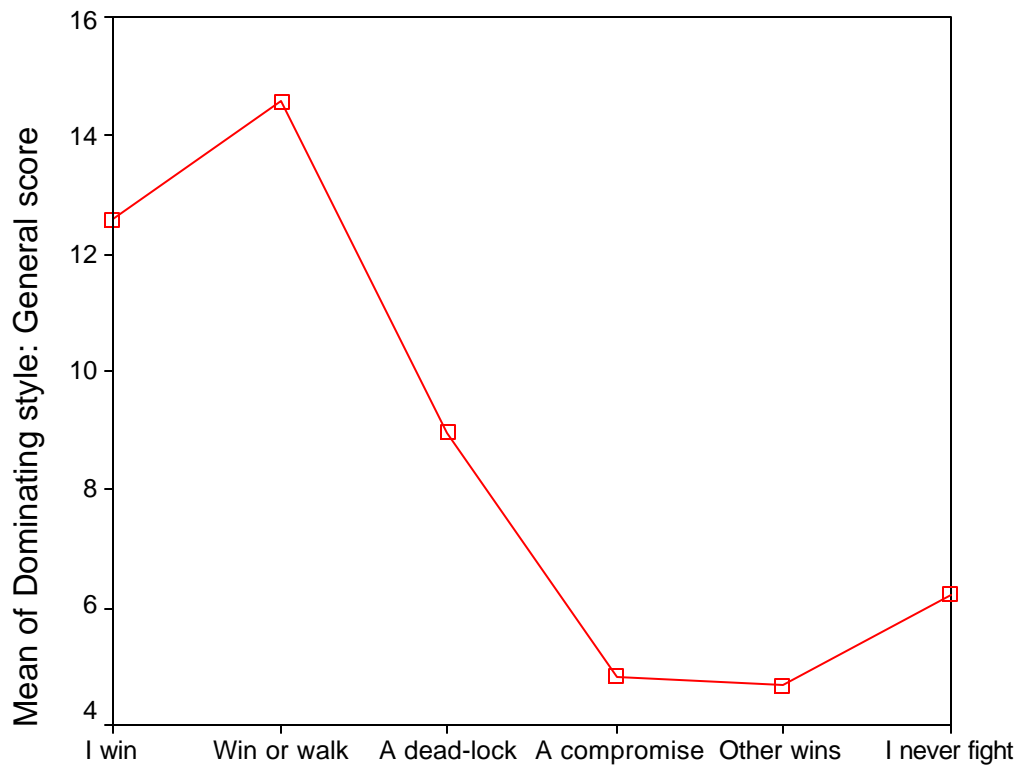


What is the typical outcome of your conflicts?

5. Relationship between dominating conflict management style and typical outcome of conflicts

a) Dominating Style and General Score:

DOMINATING CONFLICT MANAGEMENT STYLE AND TYPICAL CONFLICT OUTCOME



What is the typical outcome of your conflicts?

b) Dominating Style and Simple Social Sphere:

DOMINATING STYLE IN THE SIMPLE SOCIAL SPHERE AND TYPICAL CONFLICT OUTCOME



What is the typical outcome of your conflicts?

c) Dominating Style and Complex Social Sphere

DOMINATING STYLE IN THE COMPLEX SOCIAL SPHERE AND TYPICAL CONFLICT OUTCOME



What is the typical outcome of your conflicts?

d) Dominating Style and Romantic Sphere:

DOMINATING STYLE IN THE ROMANTIC SPHERE AND TYPICAL CONFLICT OUTCOME



What is the typical outcome of your conflicts?

e) Dominating Style and Work/School Sphere:

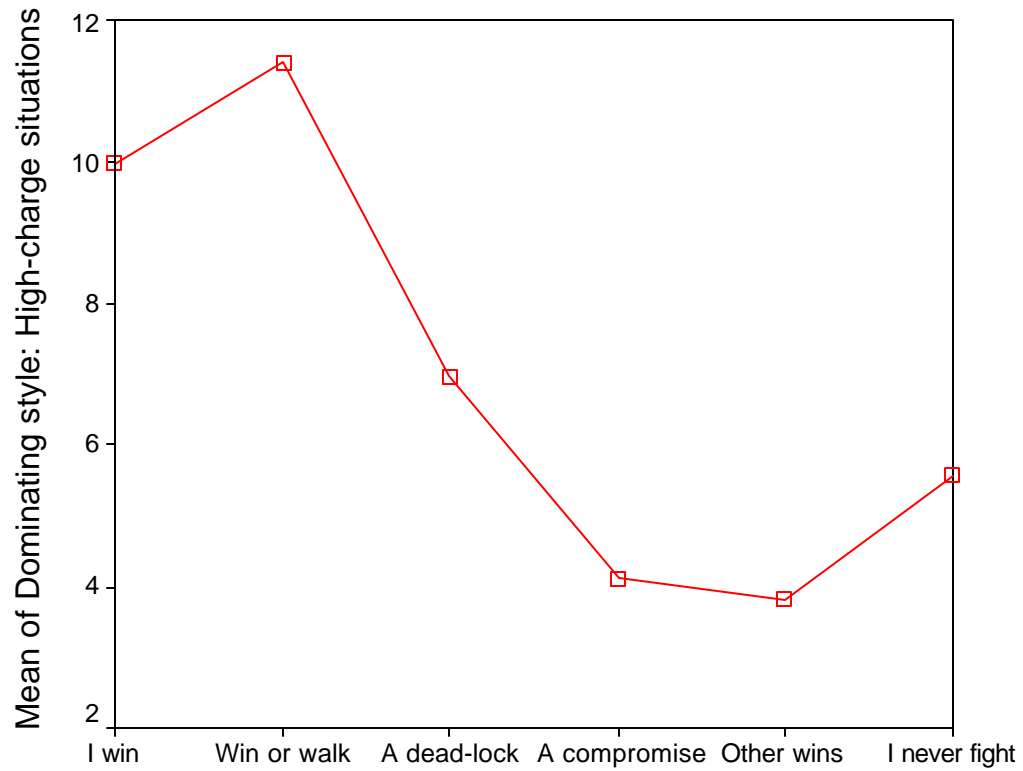
DOMINATING STYLE IN THE WORK/SCHOOL SPHERE AND TYPICAL CONFLICT OUTCOME



What is the typical outcome of your conflicts?

f) Dominating Style and High-Charge Situations:

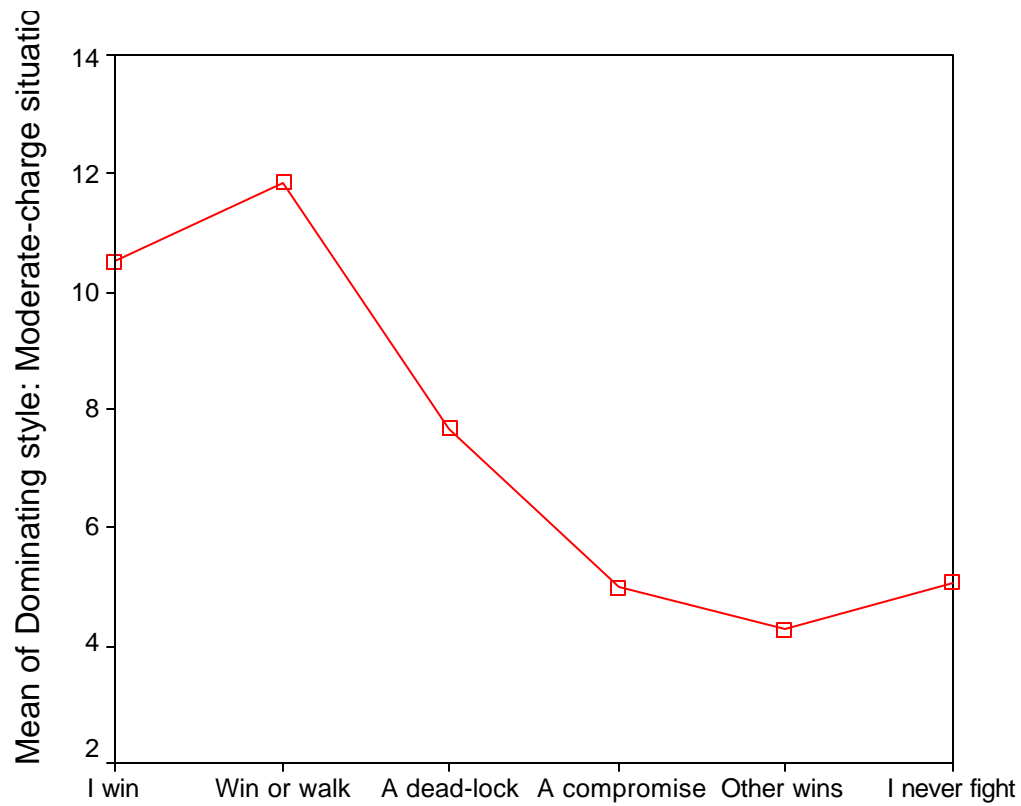
DOMINATING STYLE IN HIGH-CHARGE SITUATIONS AND TYPICAL CONFLICT OUTCOME



What is the typical outcome of your conflicts?

g) Dominating Style and Moderate-Charge Situations:

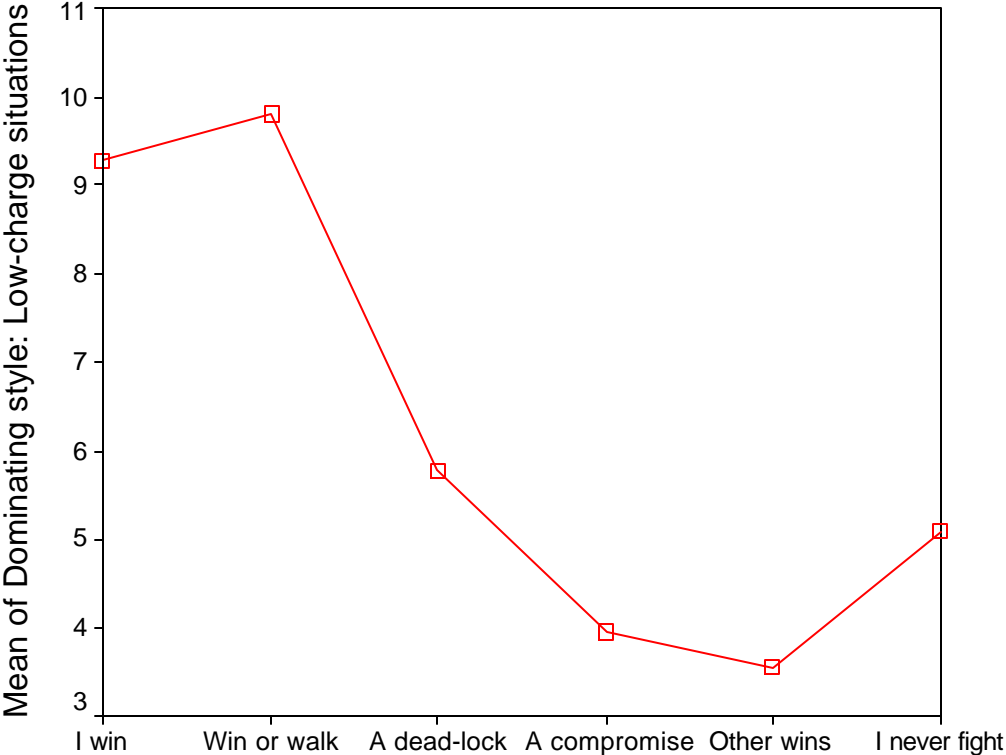
DOMINATING STYLE IN MODERATE-CHARGE SITUATIONS AND TYPICAL CONFLICT OUTCOME



What is the typical outcome of your conflicts?

h) Dominating Style and Low-Charge Situations:

DOMINATING STYLE IN LOW-CHARGE SITUATIONS AND TYPICAL CONFLICT OUTCOME



What is the typical outcome of your conflicts?

6. Relationship between passive-aggressive conflict management style and typical outcome of conflicts

a) Passive-Aggressive Style and General Score:

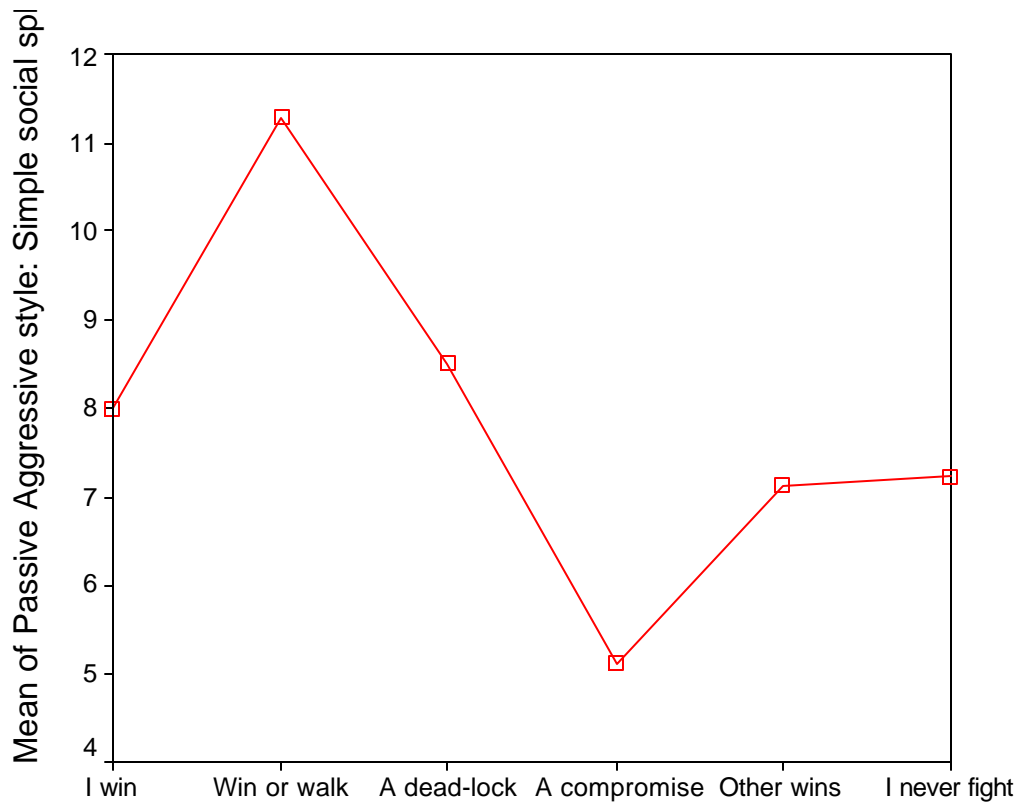
PASSIVE-AGGRESSIVE CONFLICT MANAGEMENT STYLE AND TYPICAL CONFLICT OUTCOME



What is the typical outcome of your conflicts?

b) Simple Social Sphere:

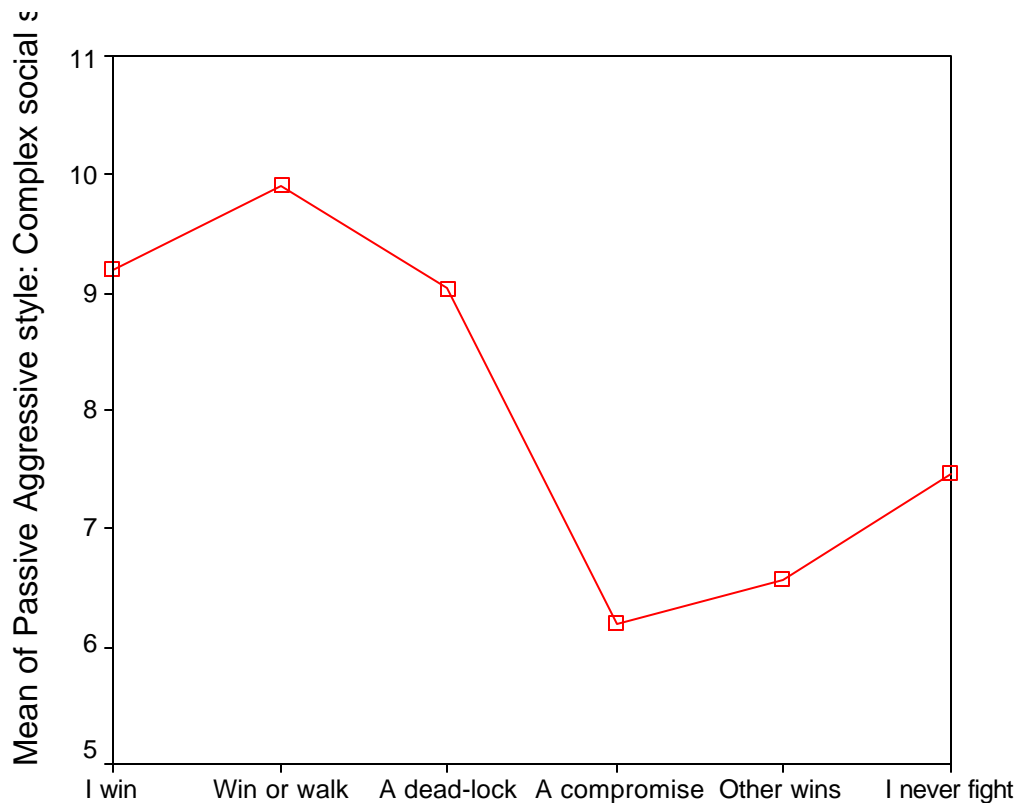
PASSIVE-AGGRESSIVE STYLE IN THE SIMPLE SOCIAL SPHERE AND TYPICAL CONFLICT OUTCOME



What is the typical outcome of your conflicts?

c) Complex Social Sphere

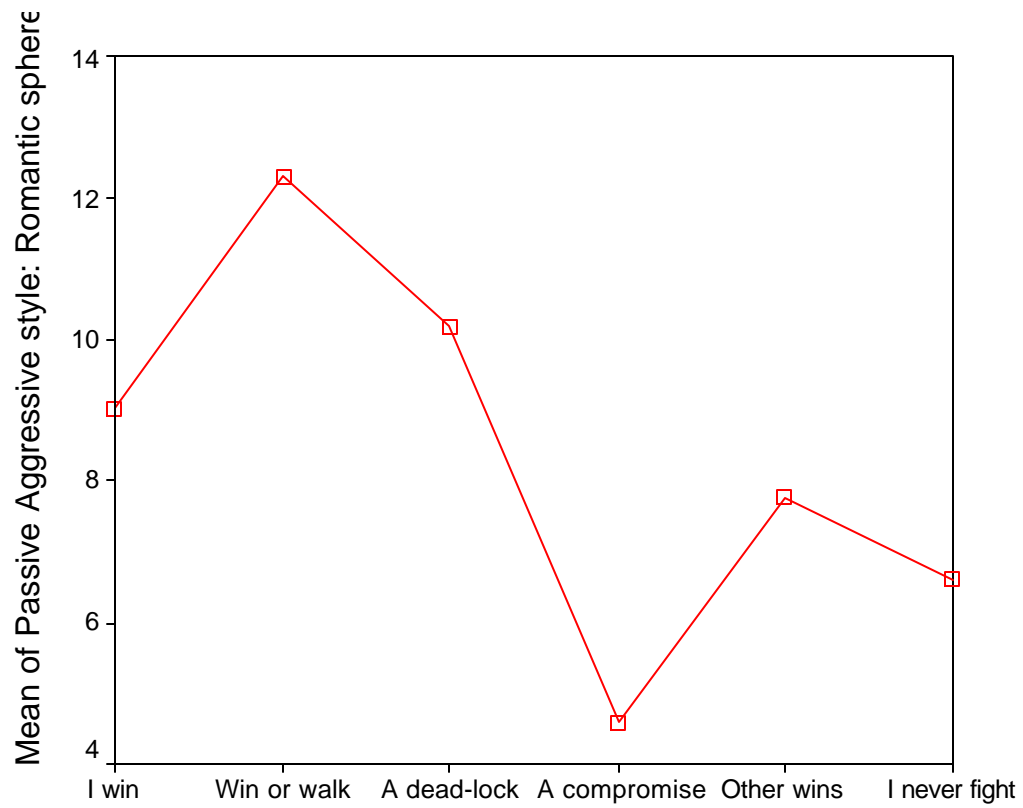
PASSIVE-AGGRESSIVE STYLE IN THE COMPLEX SOCIAL SPHERE AND TYPICAL CONFLICT OUTCOME



What is the typical outcome of your conflicts?

d) Romantic Sphere:

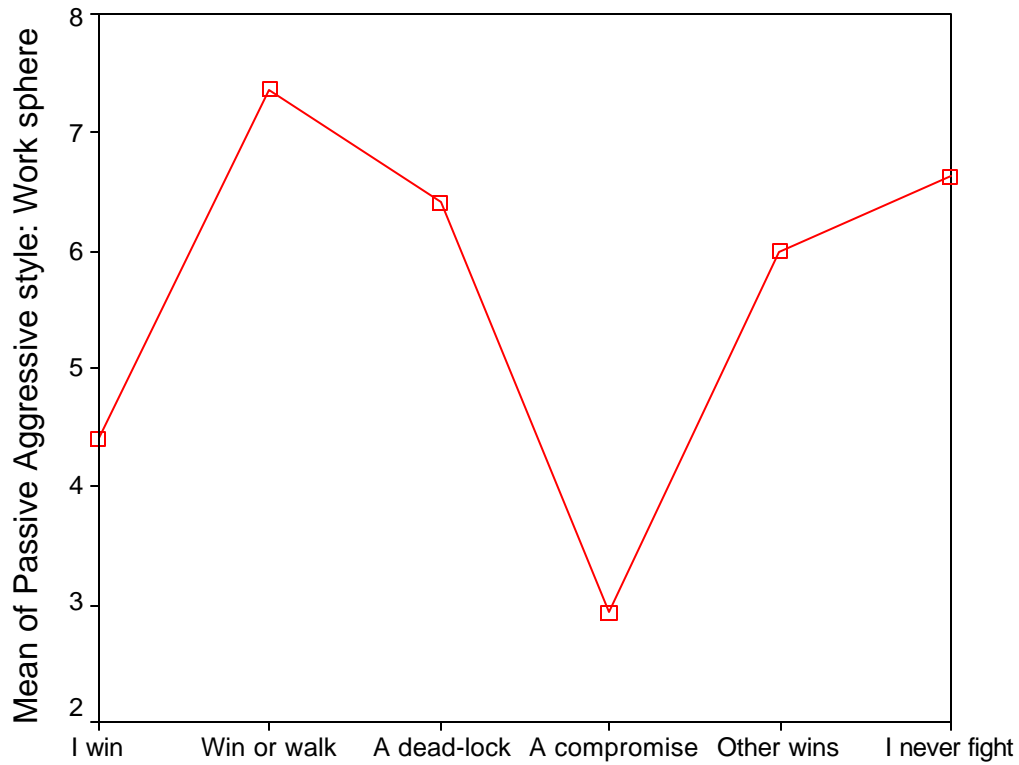
PASSIVE-AGGRESSIVE STYLE IN THE ROMANTIC SPHERE AND TYPICAL CONFLICT OUTCOME



What is the typical outcome of your conflicts?

e) Work/School Sphere:

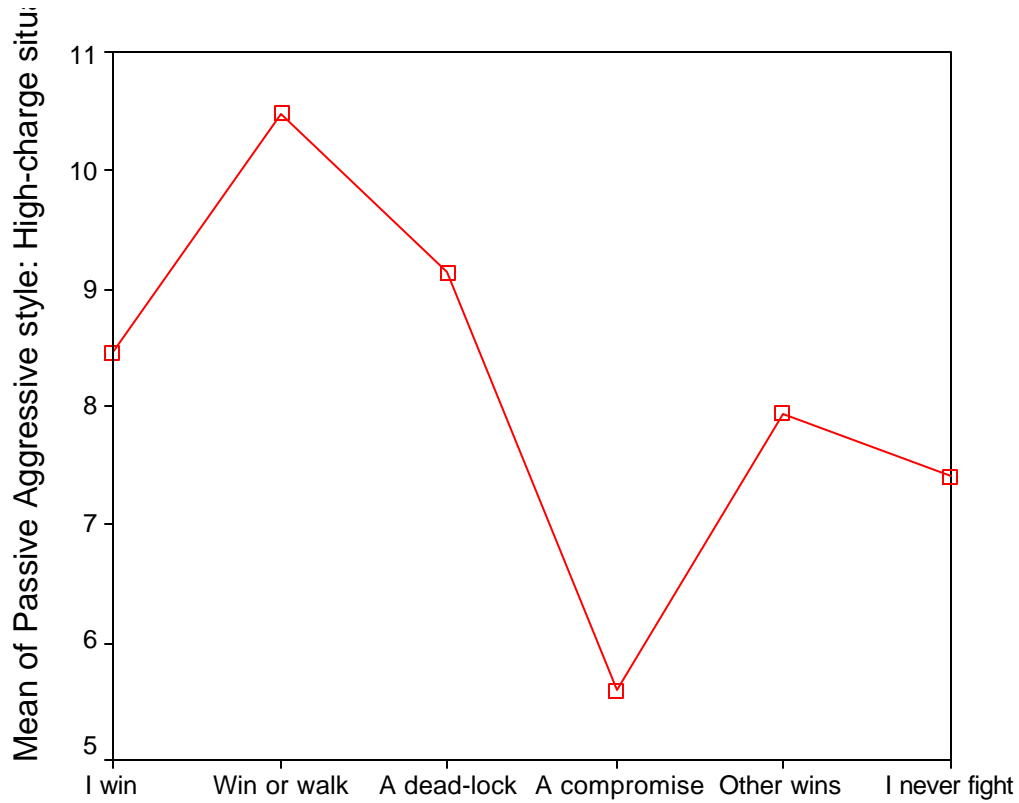
PASSIVE-AGGRESSIVE STYLE IN THE WORK/SCHOOL SPHERE AND TYPICAL CONFLICT OUTCOME



What is the typical outcome of your conflicts?

f) High-Charge Situations:

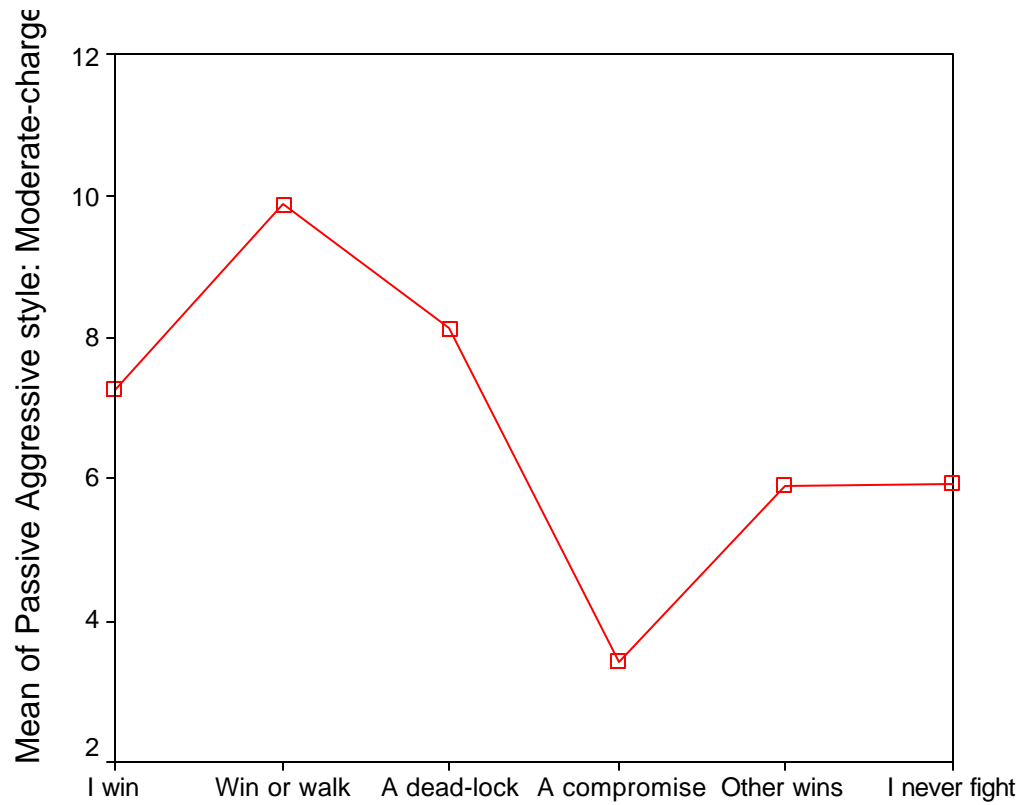
PASSIVE-AGGRESSIVE STYLE IN HIGH-CHARGE SITUATIONS AND TYPICAL CONFLICT OUTCOME



What is the typical outcome of your conflicts?

g) Moderate-Charge Situations:

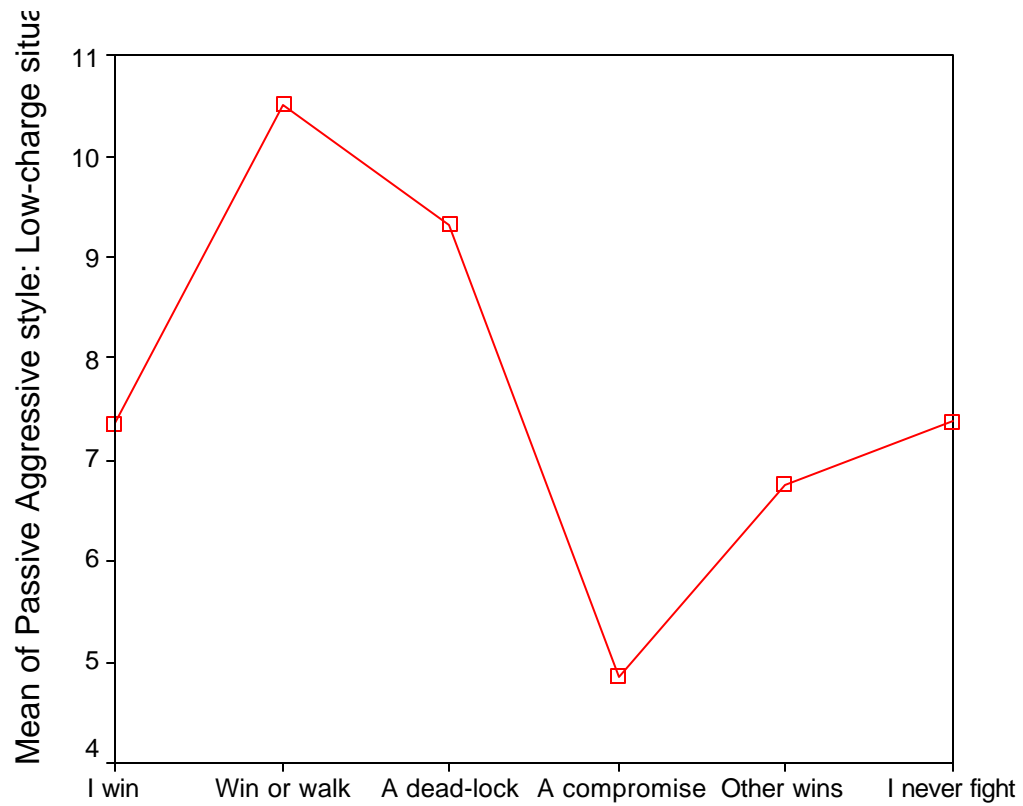
PASSIVE-AGGRESSIVE STYLE IN MODERATE-CHARGE SITUATIONS AND TYPICAL CONFLICT OUTCOME



What is the typical outcome of your conflicts?

h) Low-Charge Situations:

PASSIVE-AGGRESSIVE STYLE IN LOW-CHARGE SITUATIONS AND TYPICAL CONFLICT OUTCOME



What is the typical outcome of your conflicts?

7. Relationship between transcendent conflict management style and typical outcome of conflicts

a) Transcendent Style and General Score:

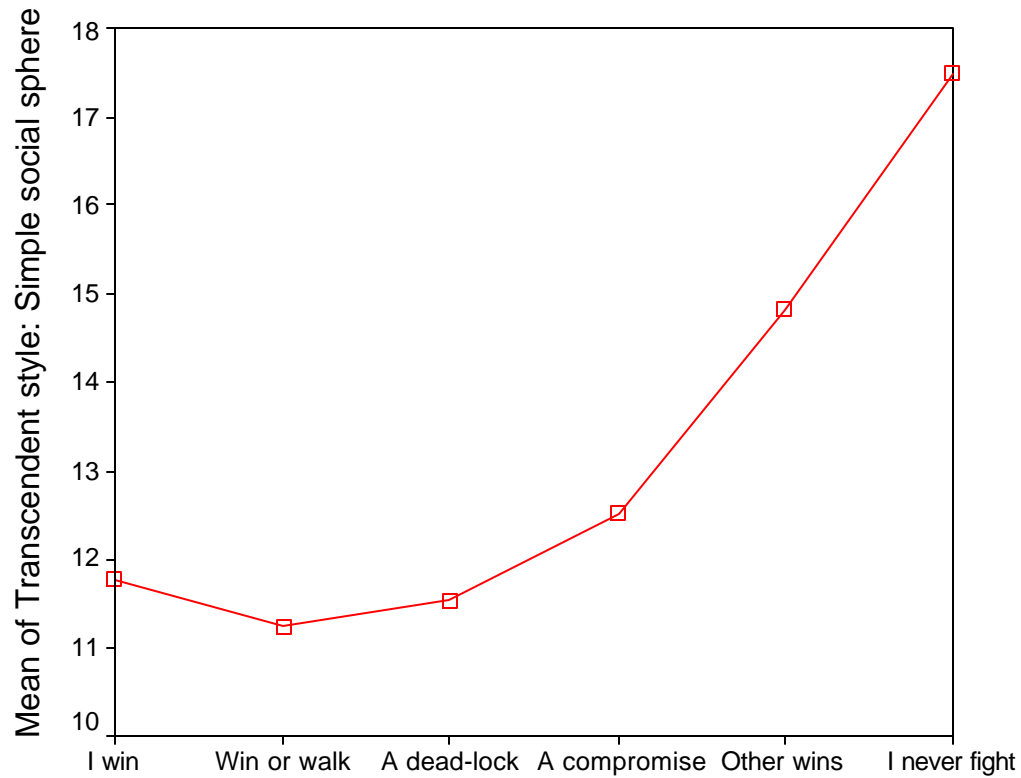
TRANSCENDENT STYLE AND TYPICAL CONFLICT OUTCOME



What is the typical outcome of your conflicts?

b) Simple Social Sphere:

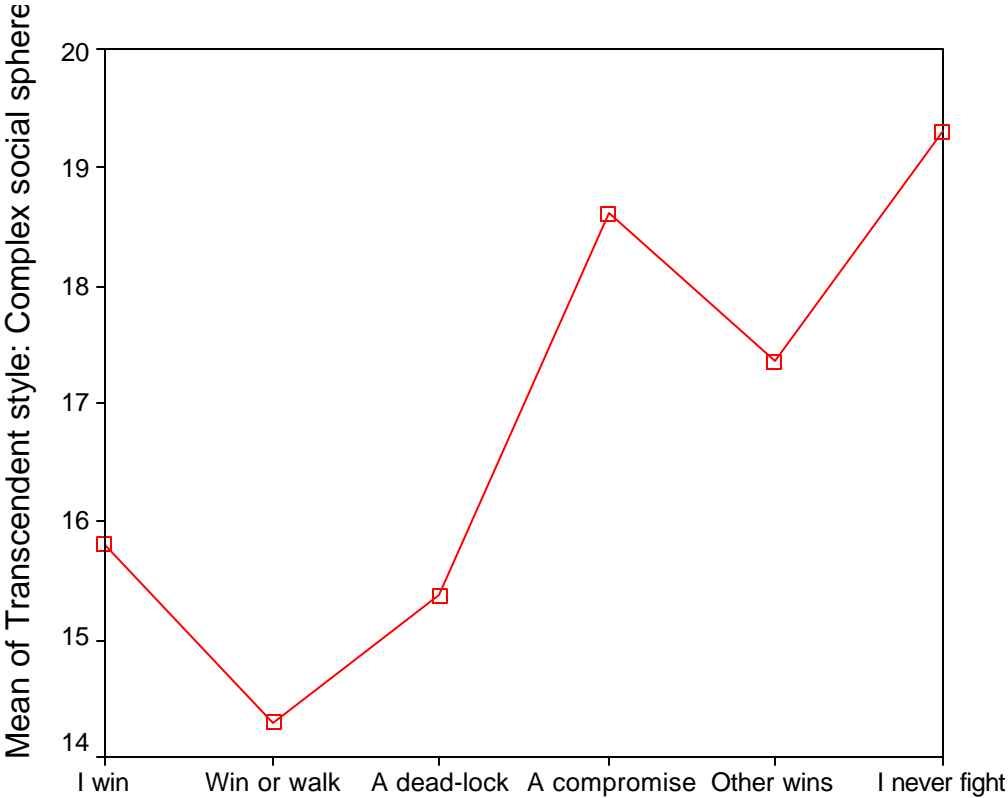
TRANSCENDENT STYLE IN THE SIMPLE SOCIAL SPHERE AND TYPICAL CONFLICT OUTCOME



What is the typical outcome of your conflicts?

c) Complex Social Sphere

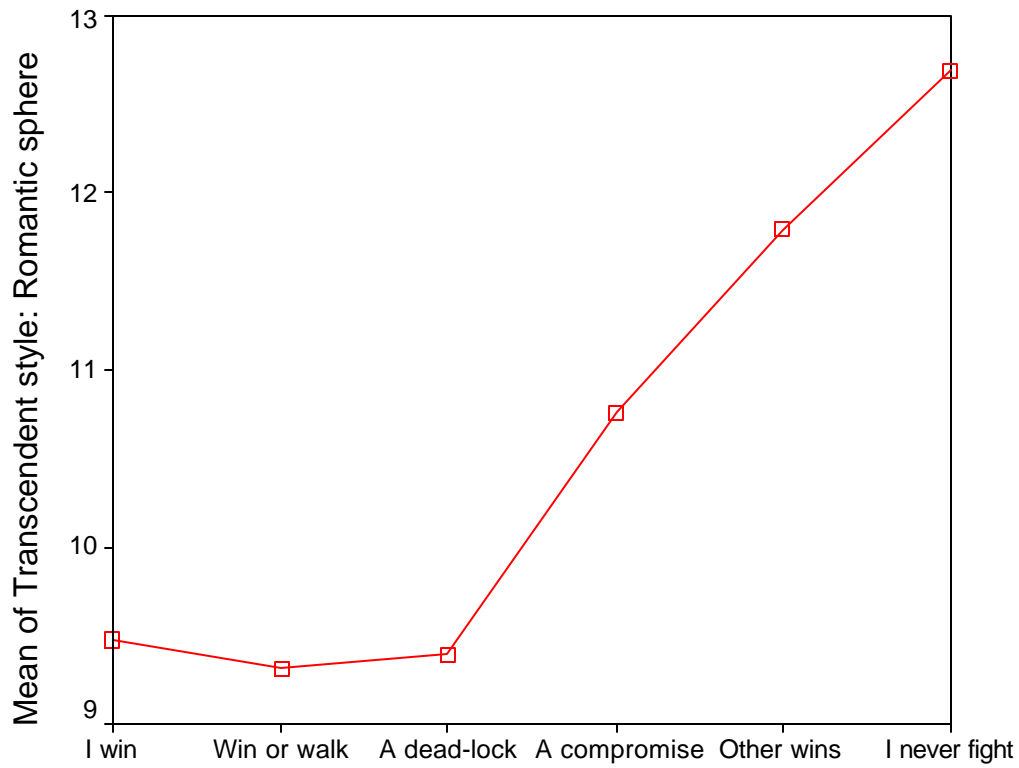
TRANSCENDENT STYLE IN THE COMPLEX SOCIAL SPHERE AND TYPICAL CONFLICT OUTCOME



What is the typical outcome of your conflicts?

d) Romantic Sphere:

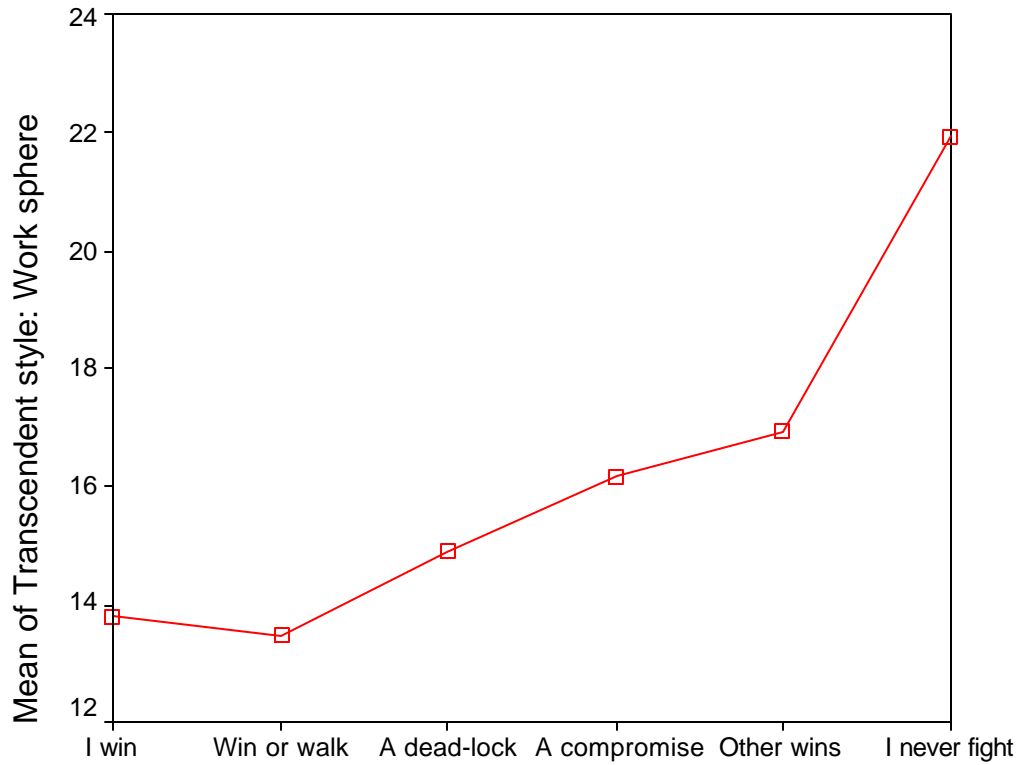
TRANSCENDENT STYLE IN THE ROMANTIC SPHERE AND TYPICAL CONFLICT OUTCOME



What is the typical outcome of your conflicts?

e) Work/School Sphere:

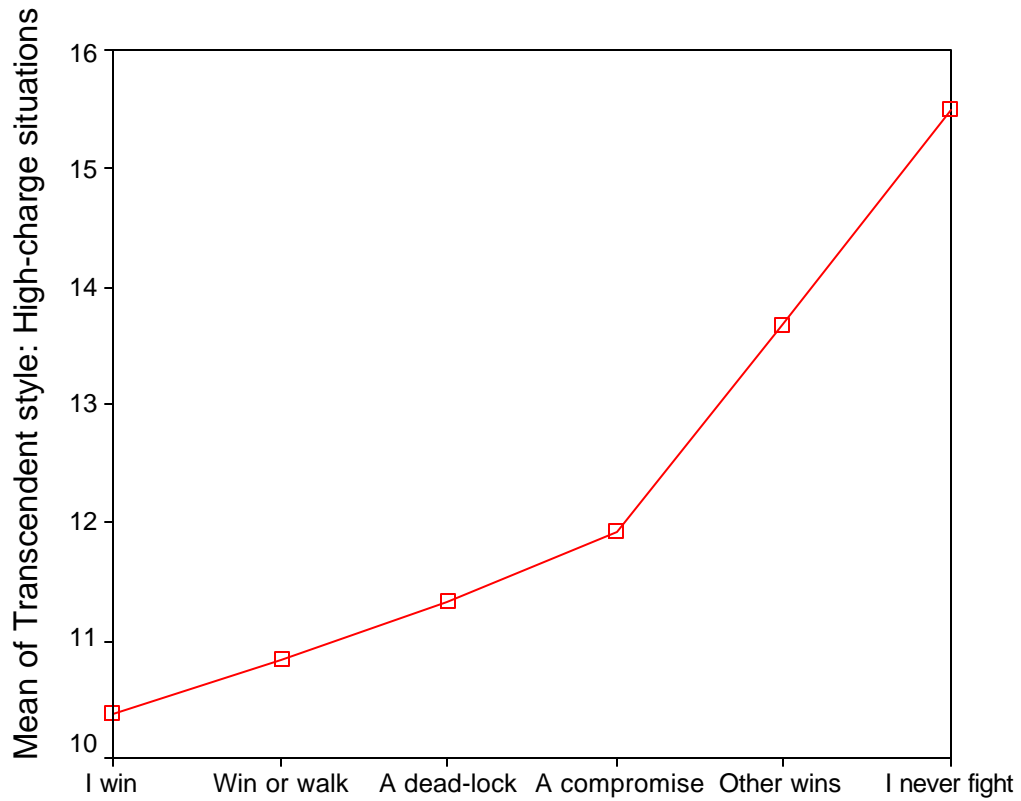
TRANSCENDENT STYLE IN THE WORK/SCHOOL SPHERE AND TYPICAL CONFLICT OUTCOME



What is the typical outcome of your conflicts?

f) High-Charge Situations:

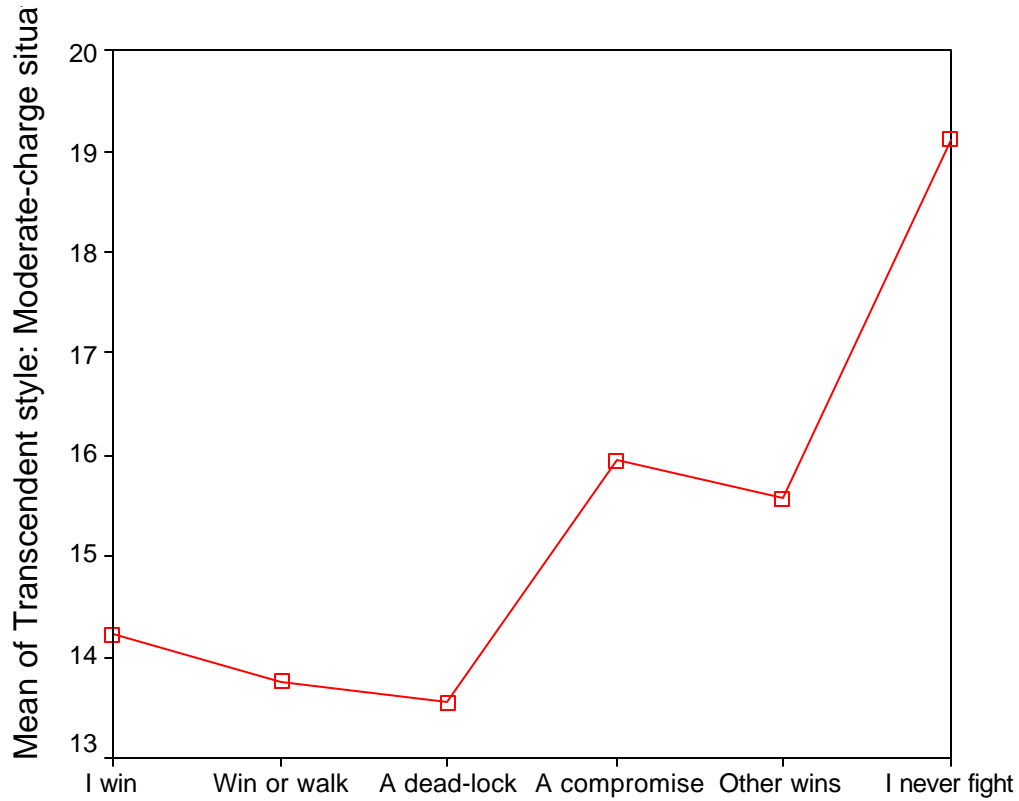
TRANSCENDENT STYLE IN HIGH-CHARGE SITUATIONS AND TYPICAL CONFLICT OUTCOME



What is the typical outcome of your conflicts?

g) Moderate-Charge Situations:

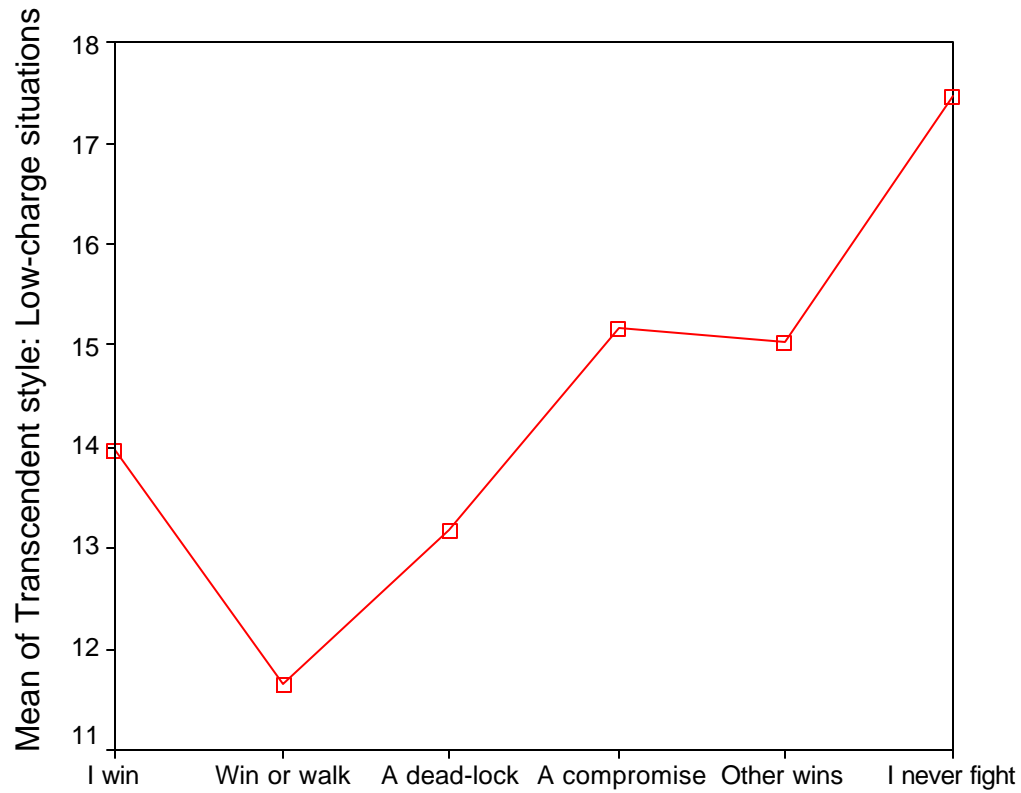
TRANSCENDENT STYLE IN MODERATE-CHARGE SITUATIONS AND TYPICAL CONFLICT OUTCOME



What is the typical outcome of your conflicts?

h) Low-Charge Situations:

TRANSCENDENT STYLE IN LOW-CHARGE SITUATIONS AND TYPICAL CONFLICT OUTCOME



What is the typical outcome of your conflicts?

Criterion and Construct Validity (Continued)

Question #5: How old are you?

VALUE="1" > 10-15

VALUE="2" > 16-18

VALUE="3" > 19-24

VALUE="4" > 25-29

VALUE="5" > 30-34

VALUE="6" > 35-39

VALUE="7" > 40-49

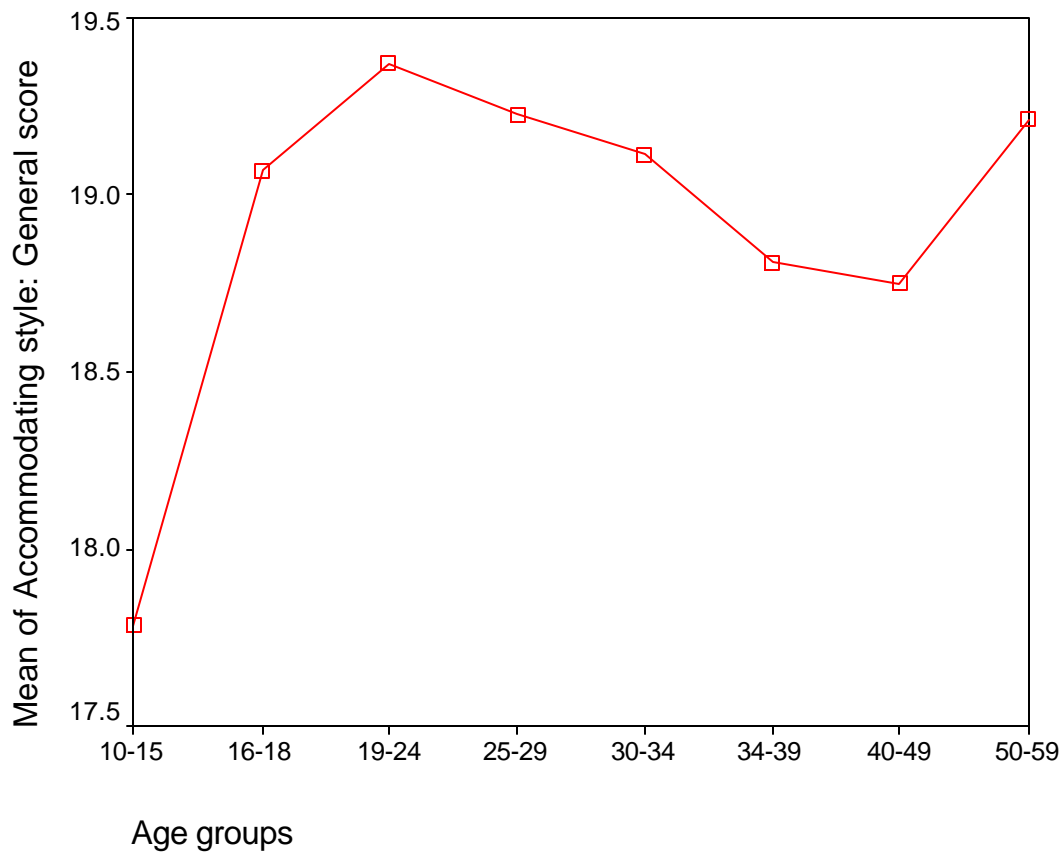
VALUE="8" > 50-59

VALUE="9" > 60+

1. Relationship between accommodating conflict management style and age

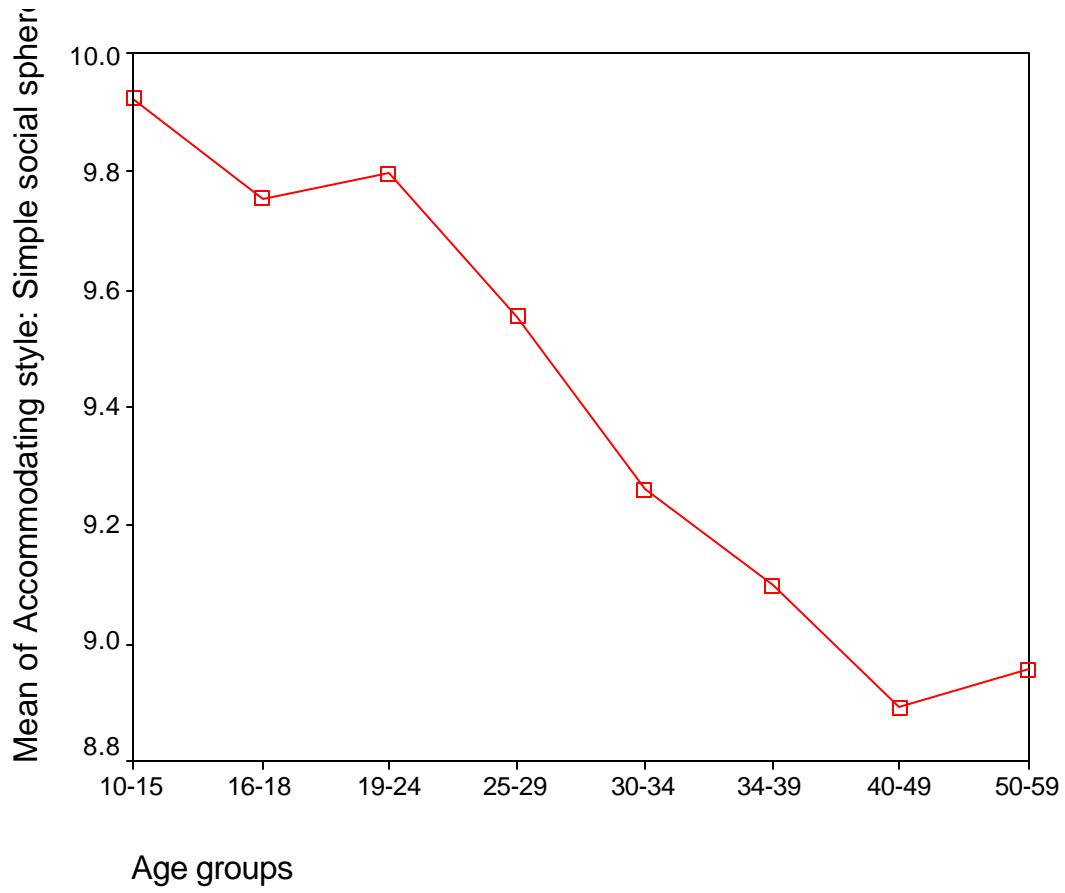
a) Accommodating Style and General Score:

ACCOMODATING STYLE AND AGE



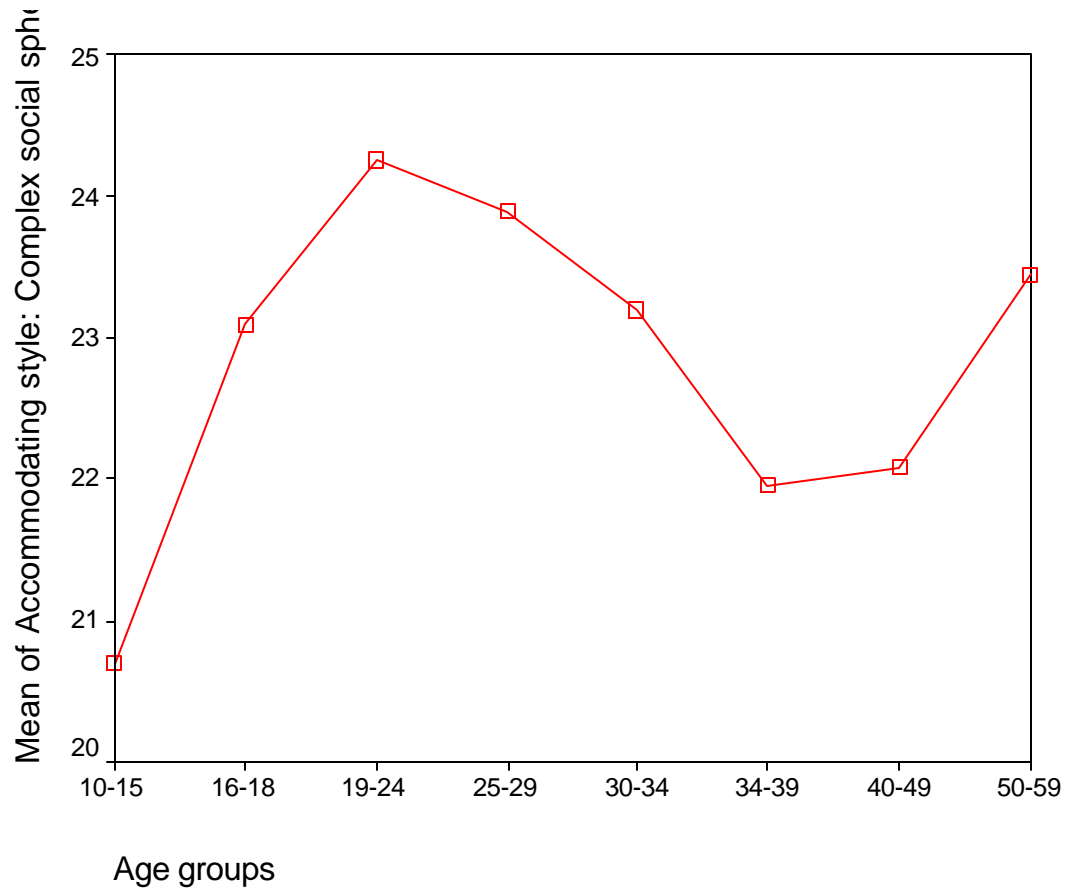
b) Accommodating Style and Simple Social Sphere:

ACCOMODATING STYLE IN THE SIMPLE SOCIAL SPHERE AND AGE



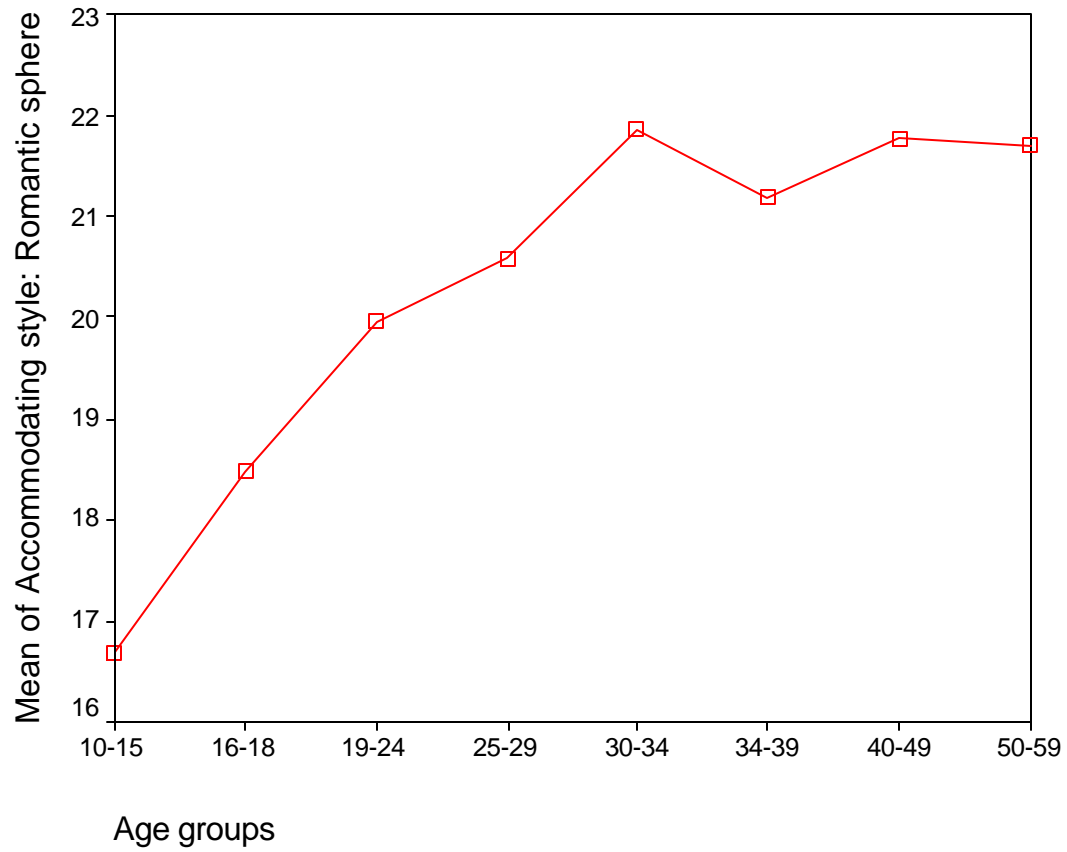
c) Accommodating Style and Complex Social Sphere:

ACCOMODATING STYLE IN THE COMPLEX SOCIAL SPHERE AND AGE



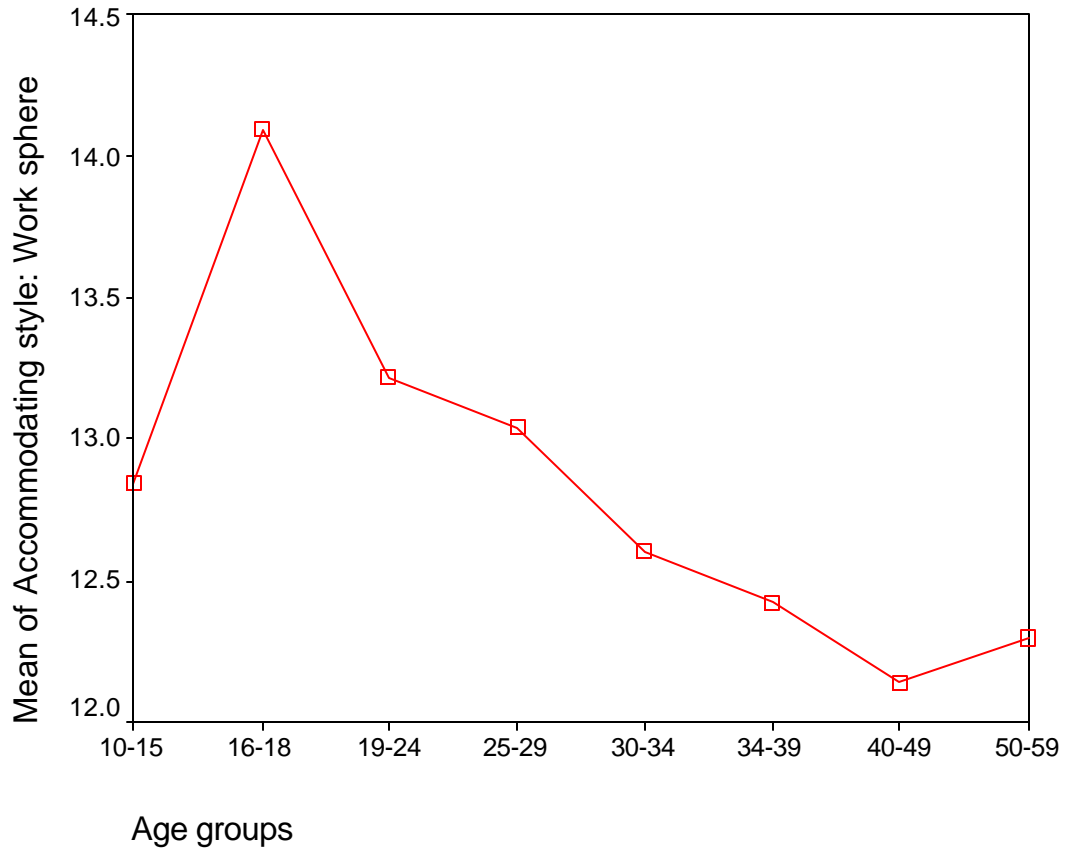
d) Accommodating Style and Romantic Sphere:

ACCOMODATING STYLE IN THE ROMANTIC SPHERE AND AGE



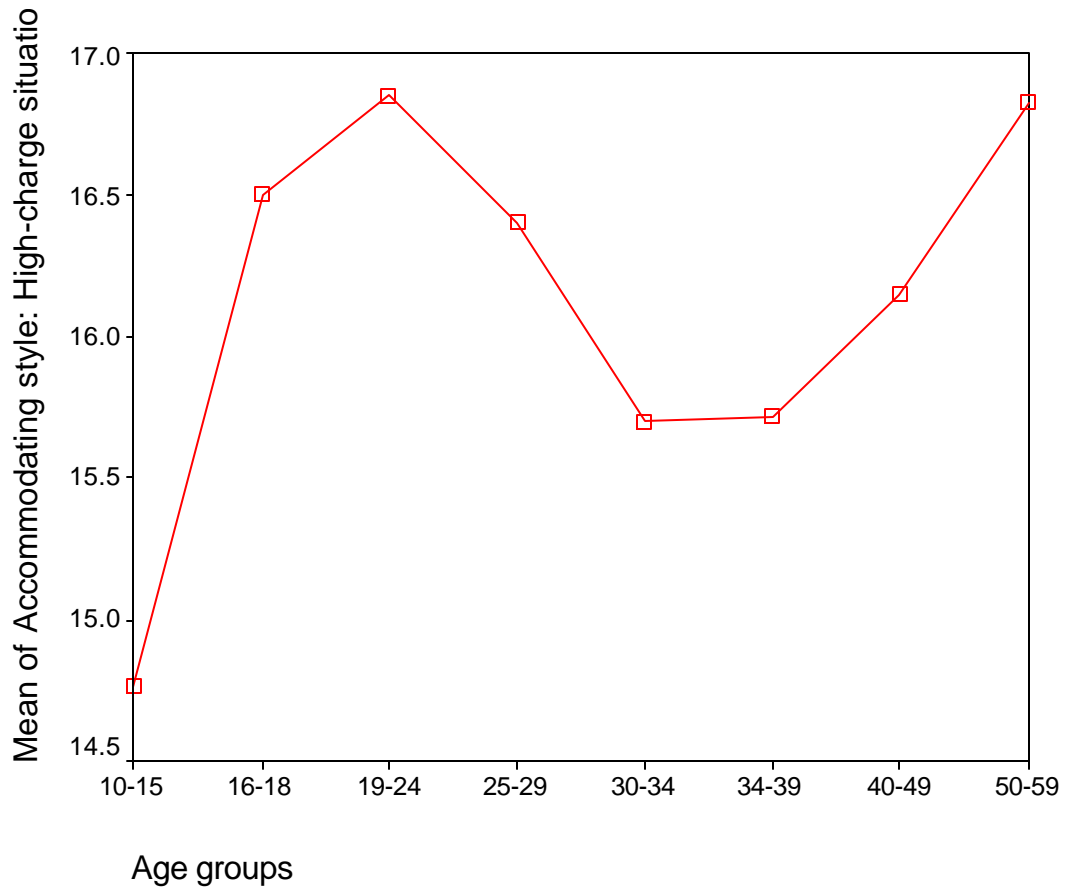
e) Accommodating Style and Work/School Sphere:

ACCOMODATING STYLE IN THE WORK/SCHOOL SPHERE AND AGE



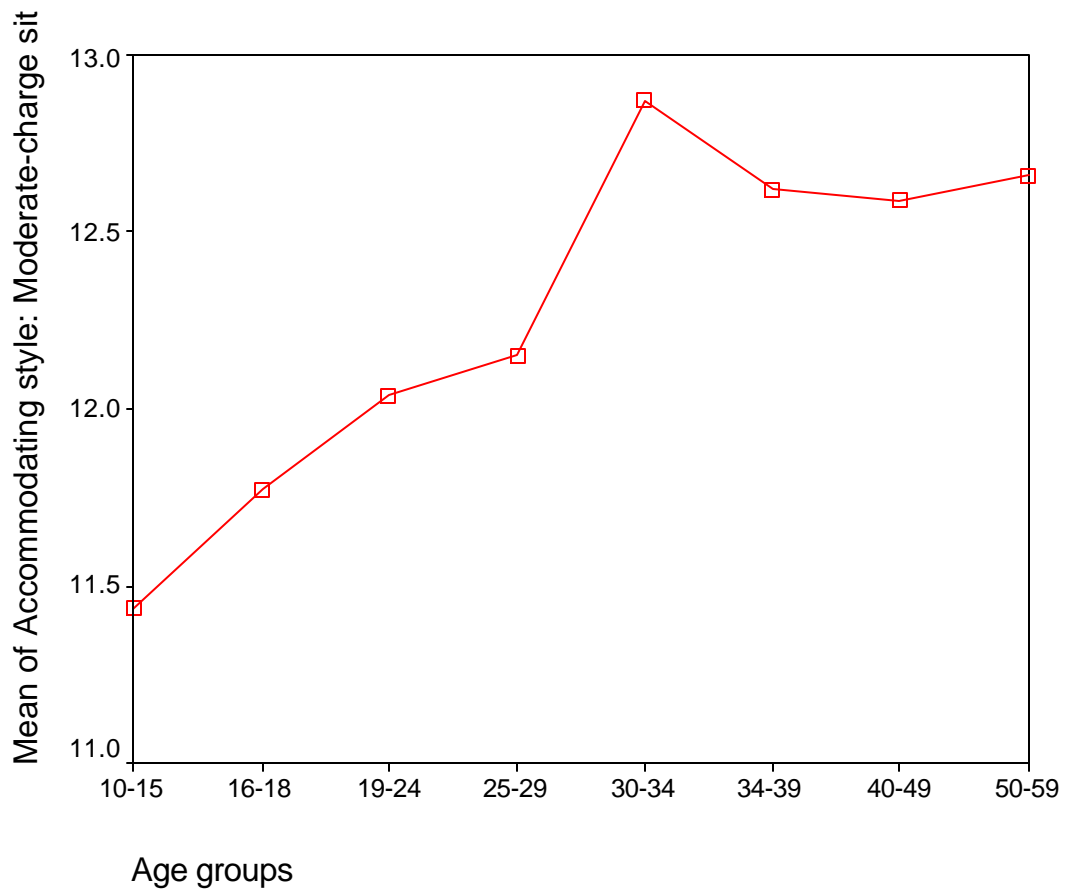
f) Accommodating Style and High-Charge Situations:

ACCOMODATING STYLE IN HIGH-CHARGE SITUATIONS AND AGE



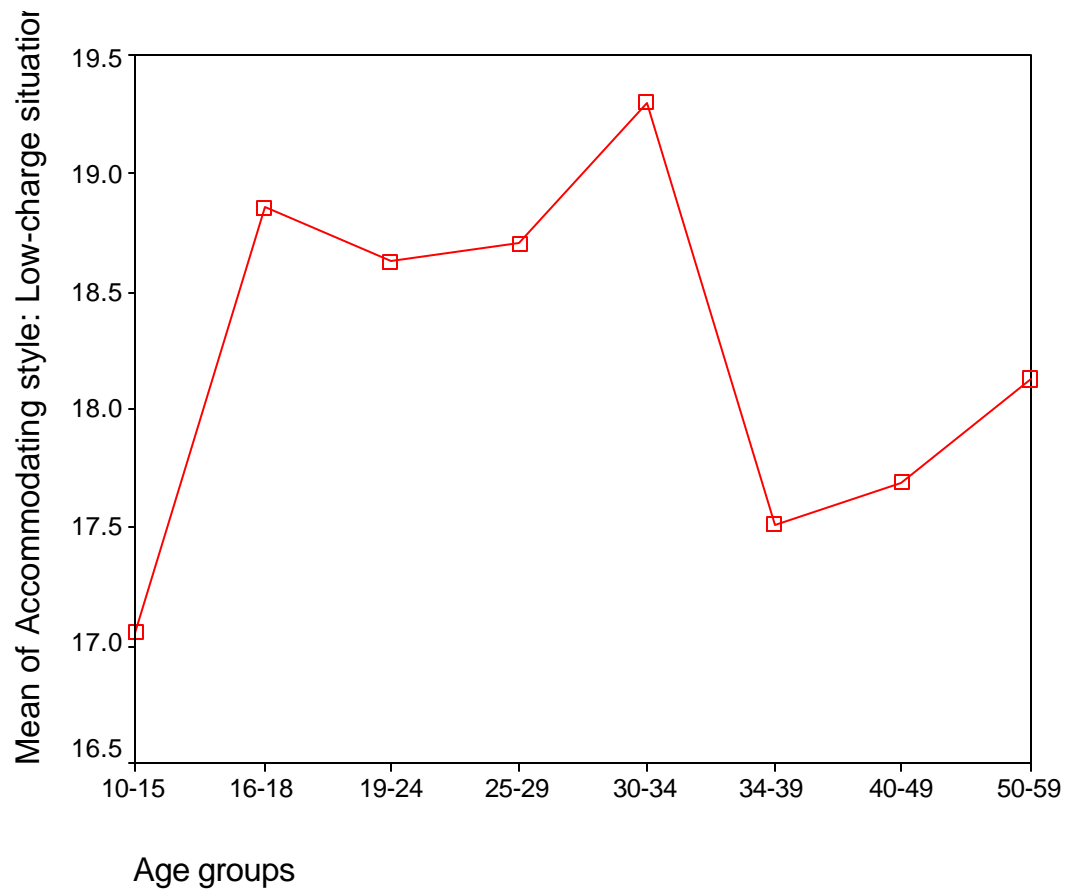
g) Accommodating Style and Moderate-Charge Situations:

ACCOMODATING STYLE IN MODERATE-CHARGE SITUATIONS AND AGE



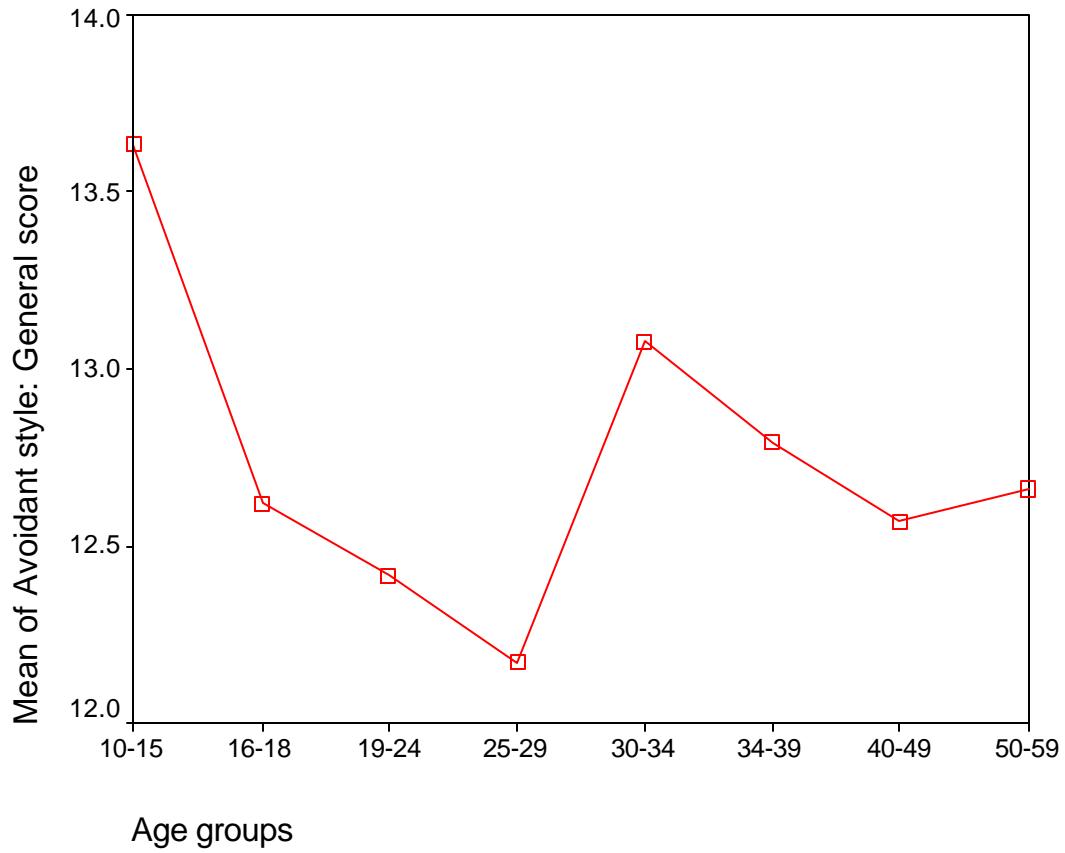
h) Accommodating Style and Low-Charge Situations:

ACCOMODATING STYLE IN LOW-CHARGE SITUATIONS AND AGE



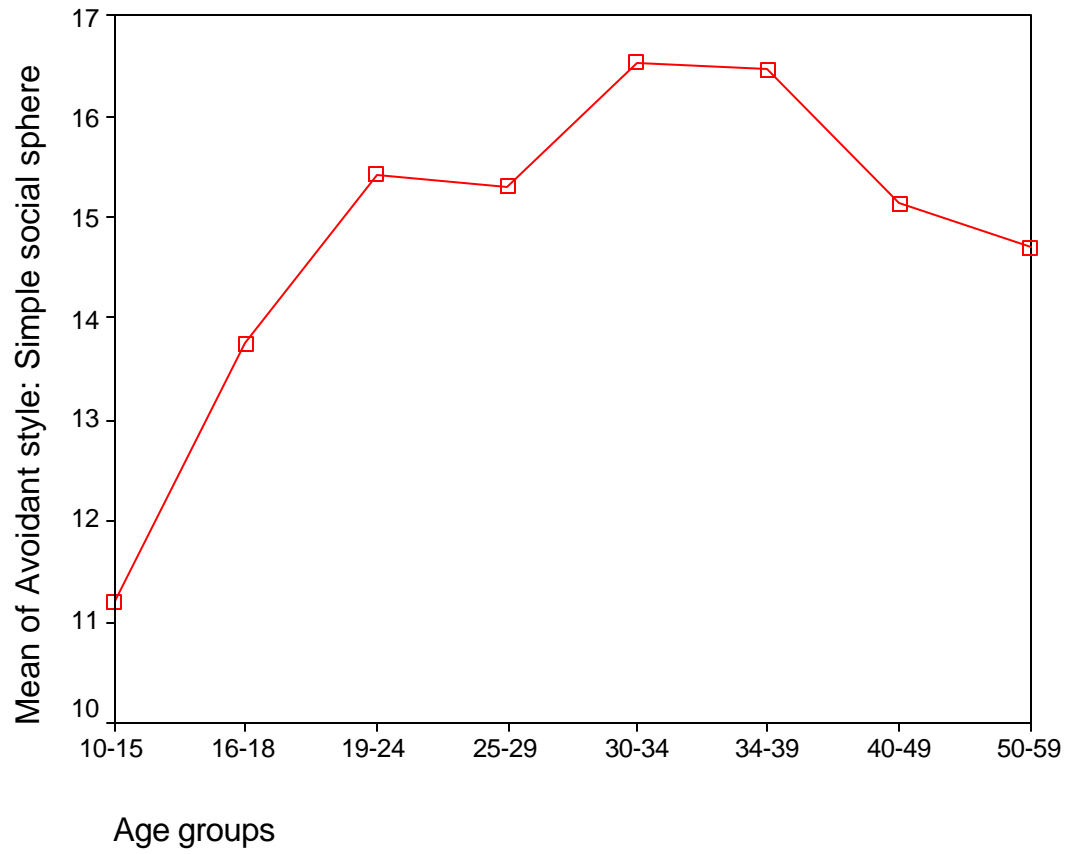
2. Relationship between avoidant conflict management style and age
a) Avoidant Style and General Score:

AVOIDANT STYLE AND AGE



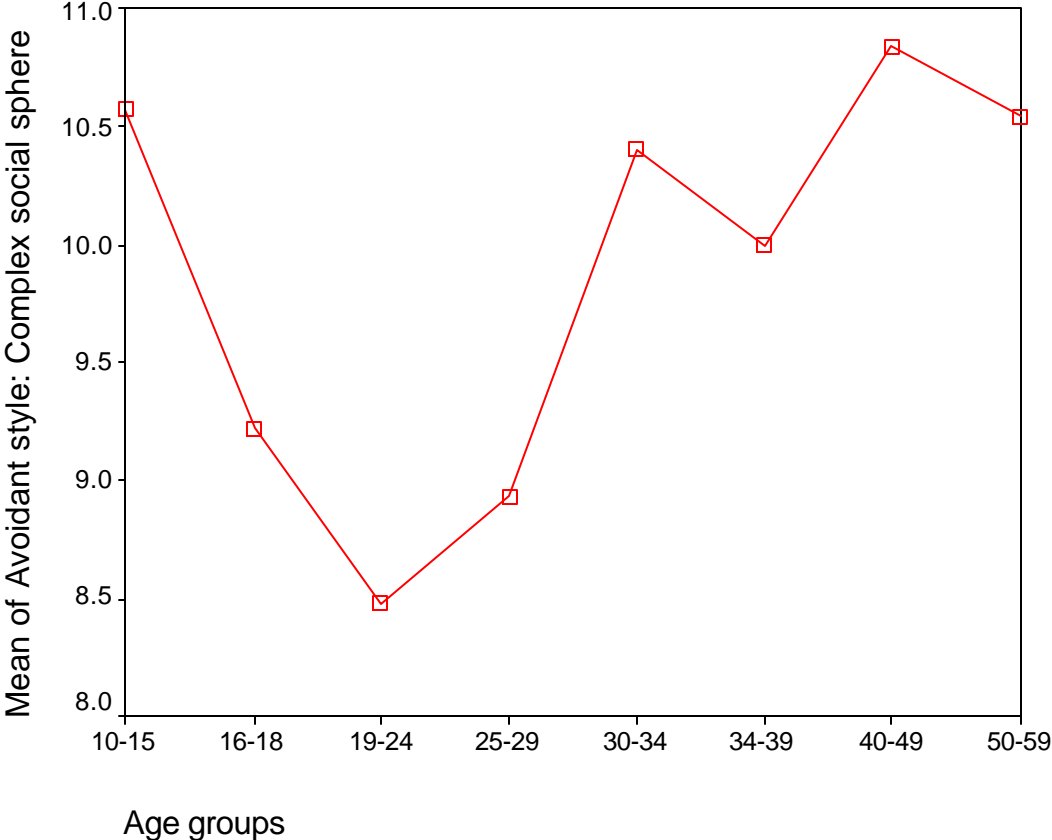
b) Avoidant Style and Simple Social Sphere:

AVOIDANT STYLE IN THE SIMPLE SOCIAL SPHERE AND AGE



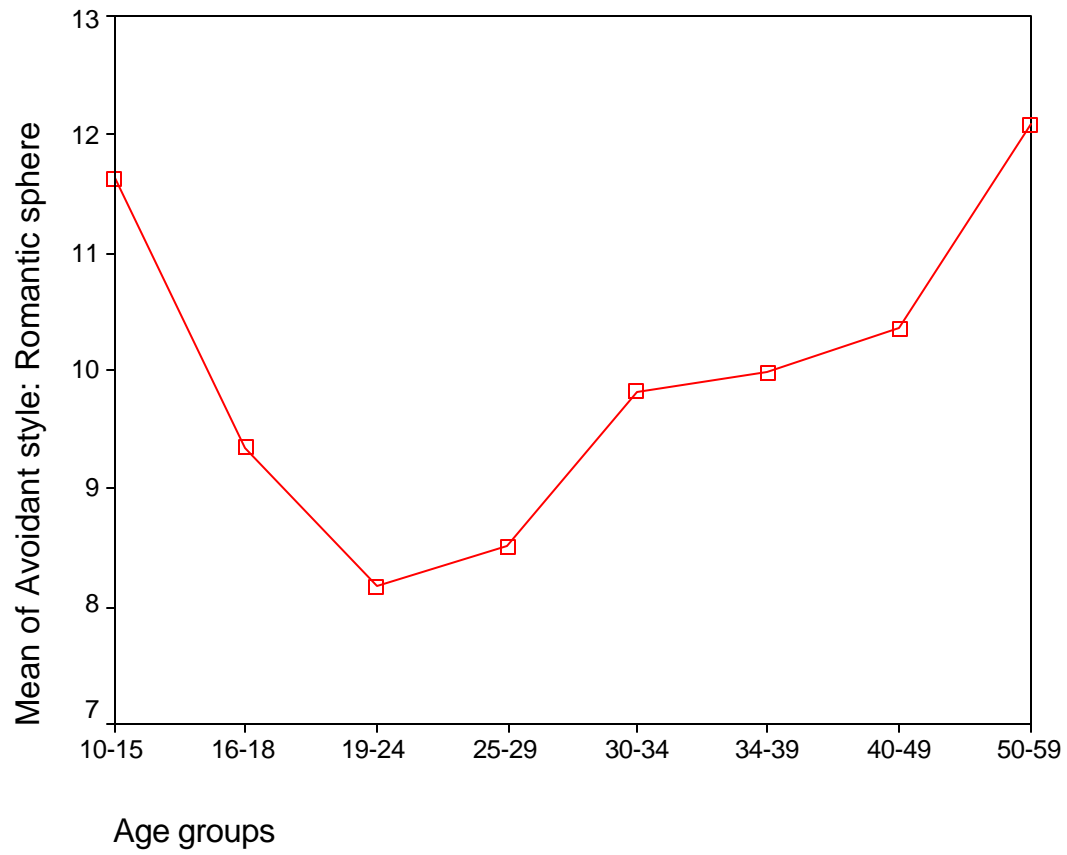
c) Avoidant Style and Complex Social Sphere

AVOIDANT STYLE IN THE COMPLEX SOCIAL SPHERE AND AGE



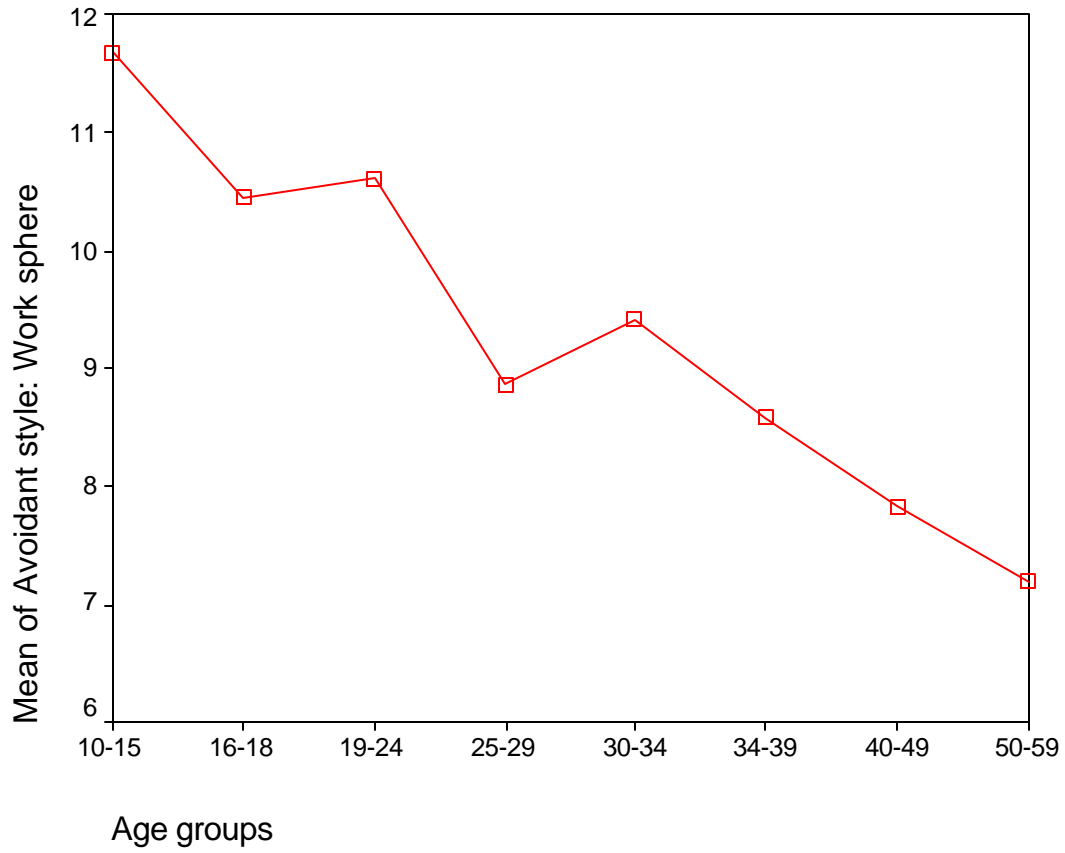
d) Avoidant Style and Romantic Sphere:

AVOIDANT STYLE IN THE ROMANTIC SPHERE AND AGE



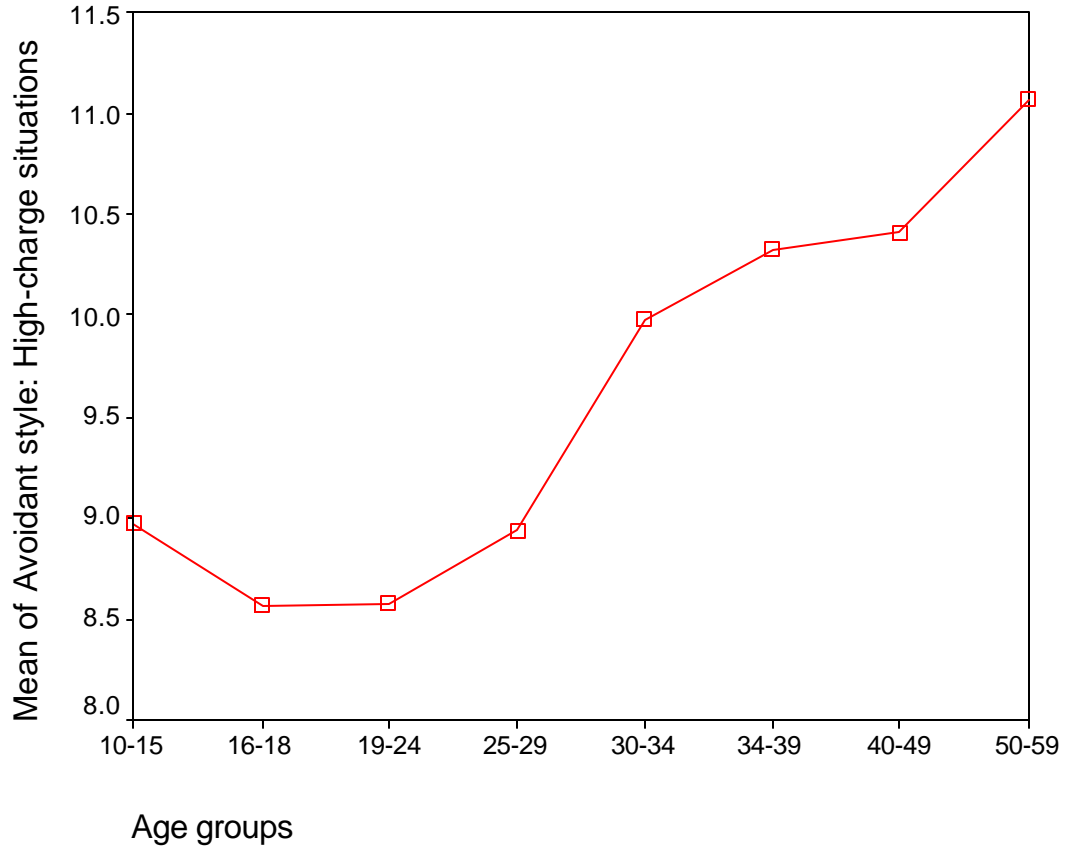
e) Avoidant Style and Work/School Sphere:

AVOIDANT STYLE IN THE WORK/SCHOOL SPHERE AND AGE



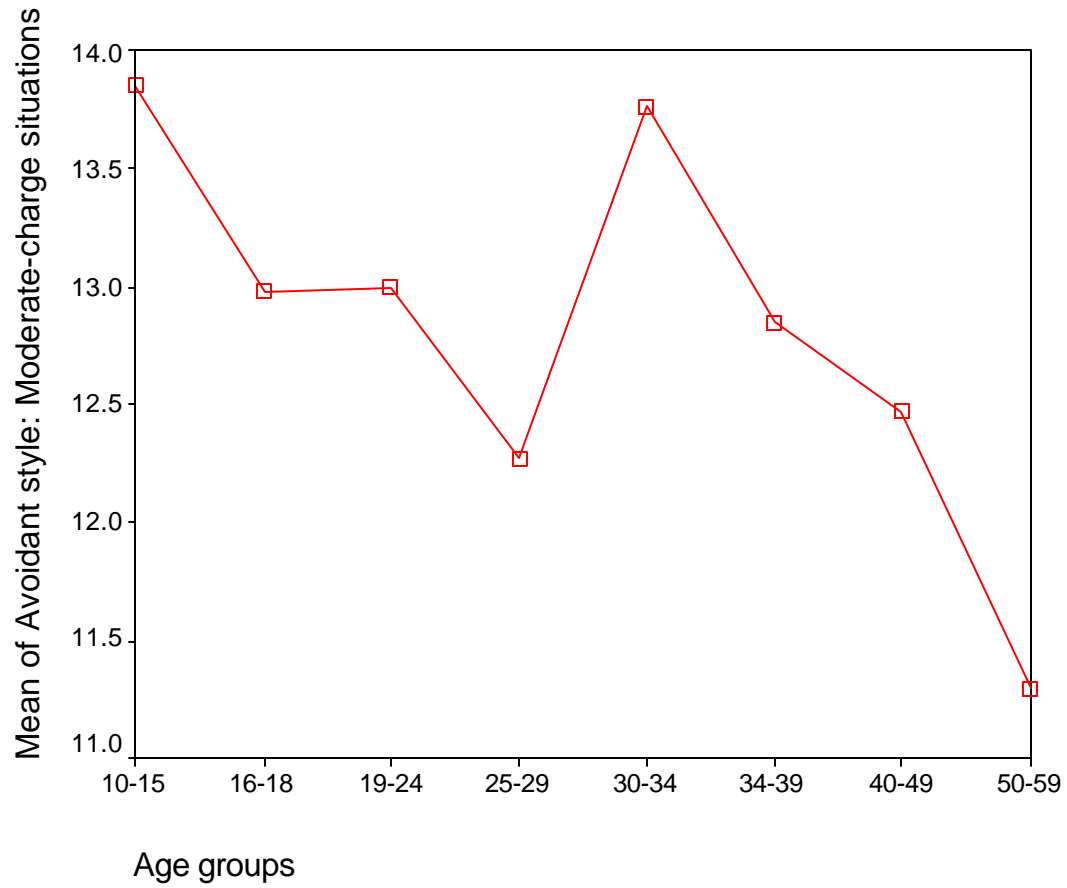
f) Avoidant Style and High-Charge Situations:

AVOIDANT STYLE IN HIGH-CHARGE SITUATIONS AND AGE



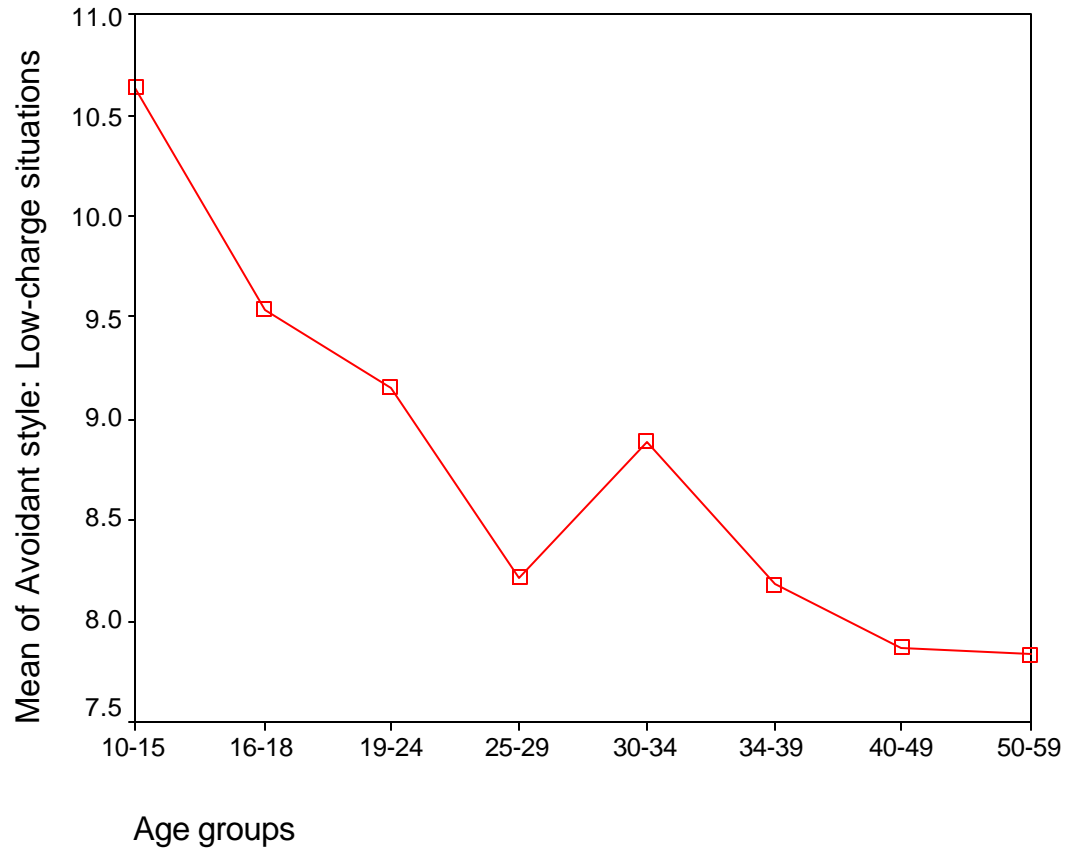
g) Avoidant Style and Moderate-Charge Situations:

AVOIDANT STYLE IN MODERATE-CHARGE SITUATIONS AND AGE



h) Avoidant Style and Low-Charge Situations:

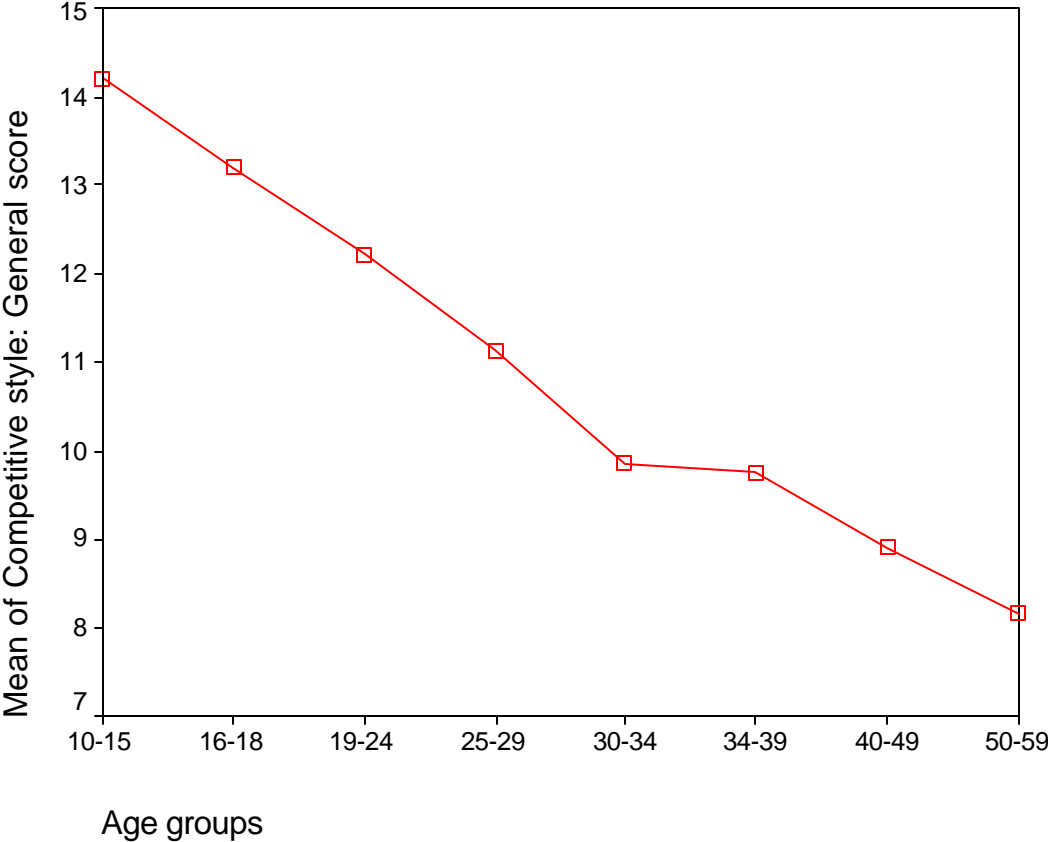
AVOIDANT STYLE IN LOW-CHARGE SITUATIONS AND AGE



3. Relationship between competitive conflict management style and age

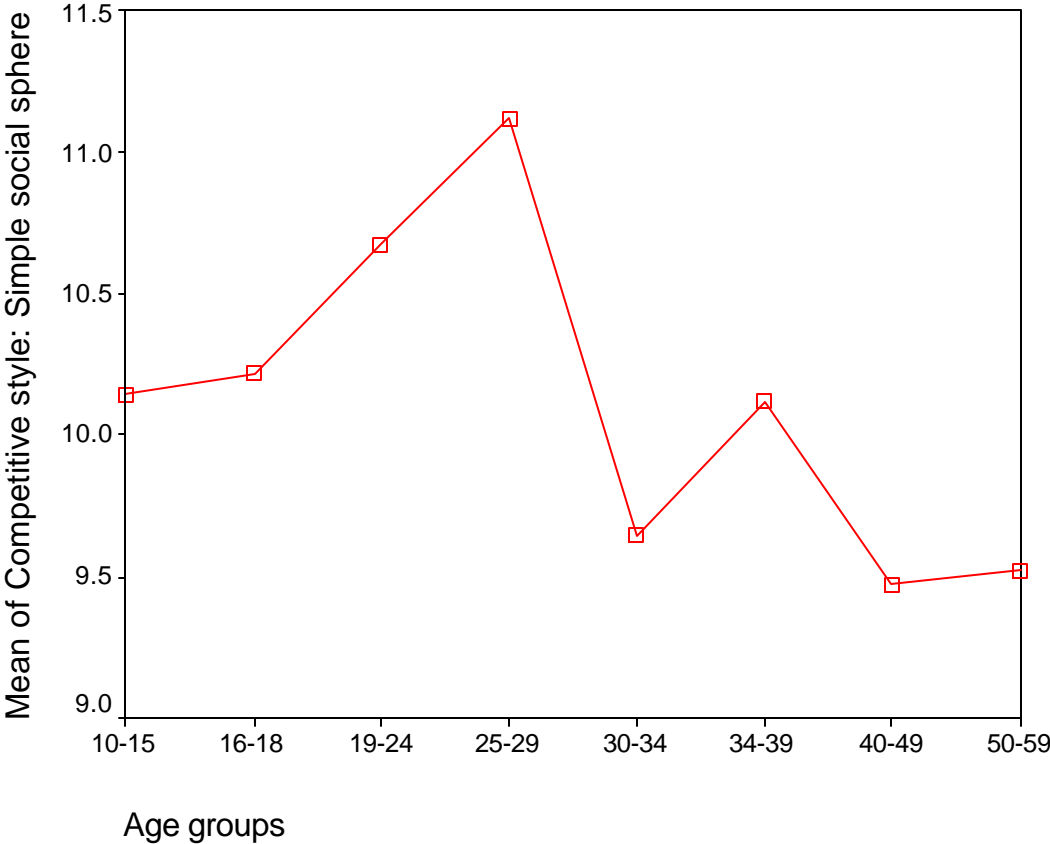
a) Competitive Style and General Score:

COMPETITIVE CONFLICT MANAGEMENT STYLE AND AGE



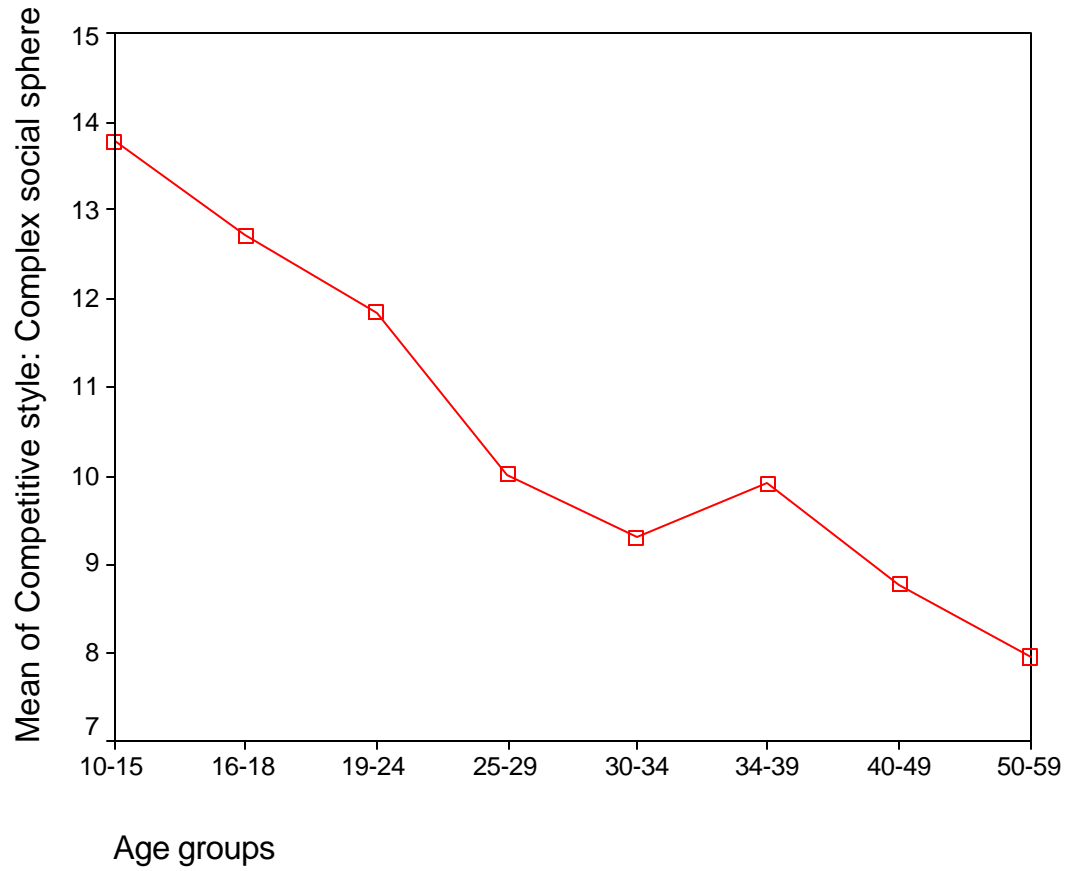
b) Competitive Style and Simple Social Sphere:

COMPETITIVE STYLE IN THE SIMPLE SOCIAL SPHERE AND AGE



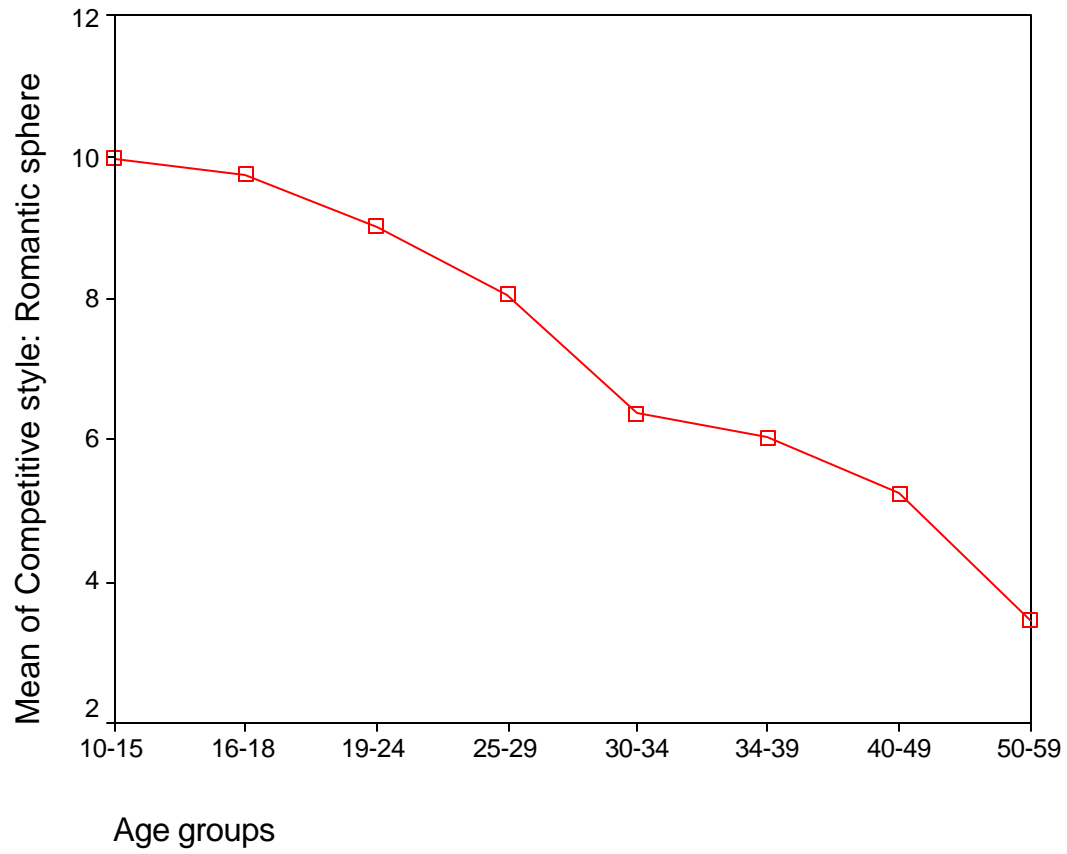
c) Competitive Style and Complex Social Sphere

COMPETITIVE STYLE IN THE COMPLEX SOCIAL SPHERE AND AGE



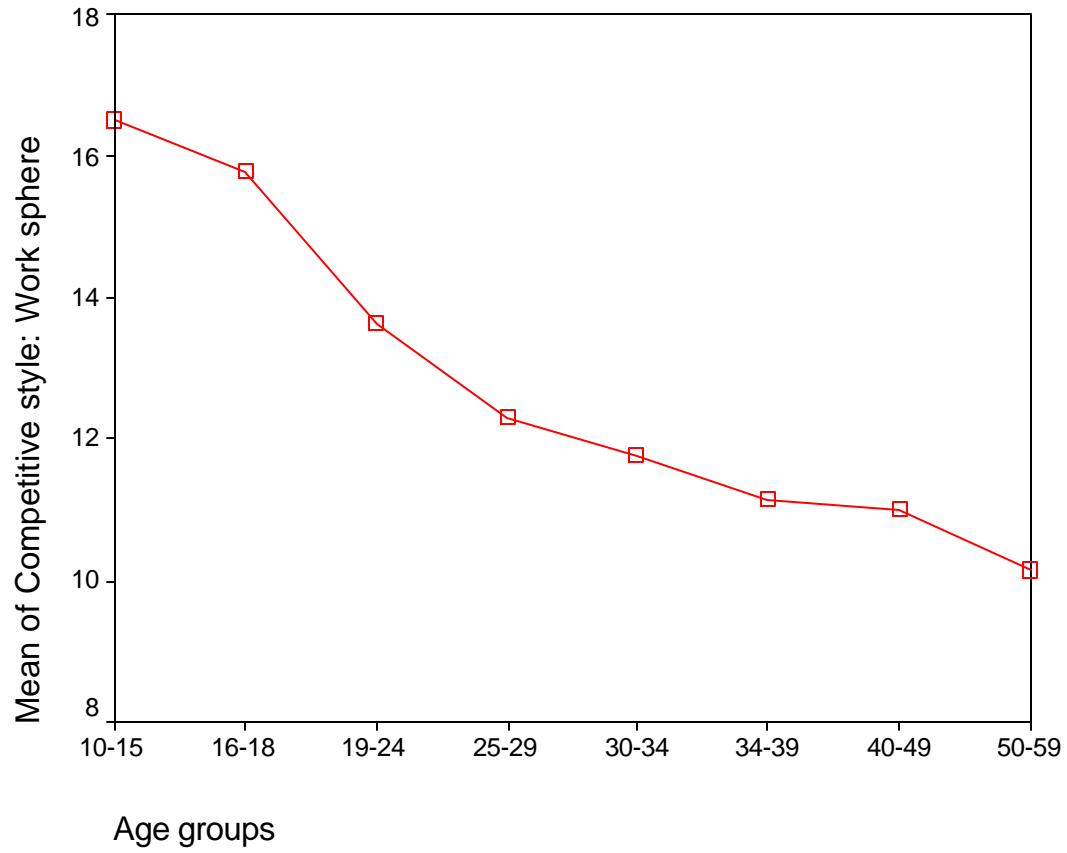
d) Competitive Style and Romantic Sphere:

COMPETITIVE STYLE IN THE ROMANTIC SPHERE AND AGE



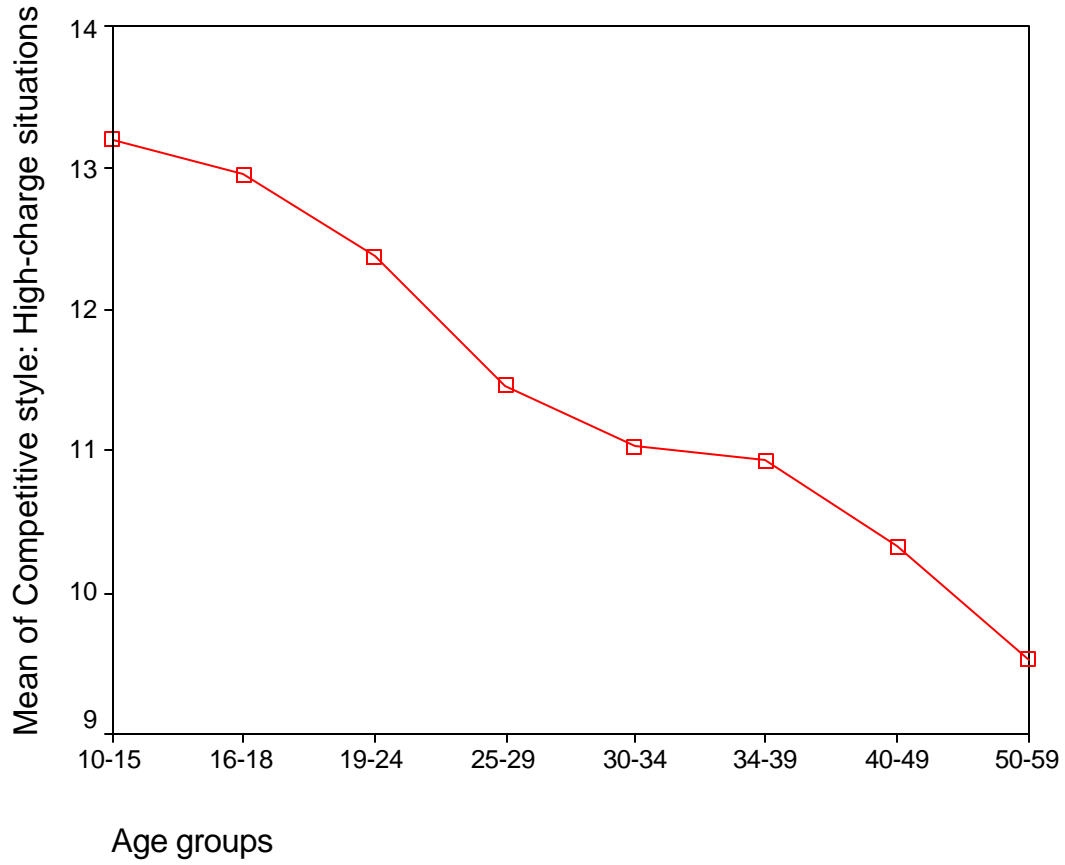
e) Competitive Style and Work/School Sphere:

COMPETITIVE STYLE IN THE WORK/SCHOOL SPHERE AND AGE



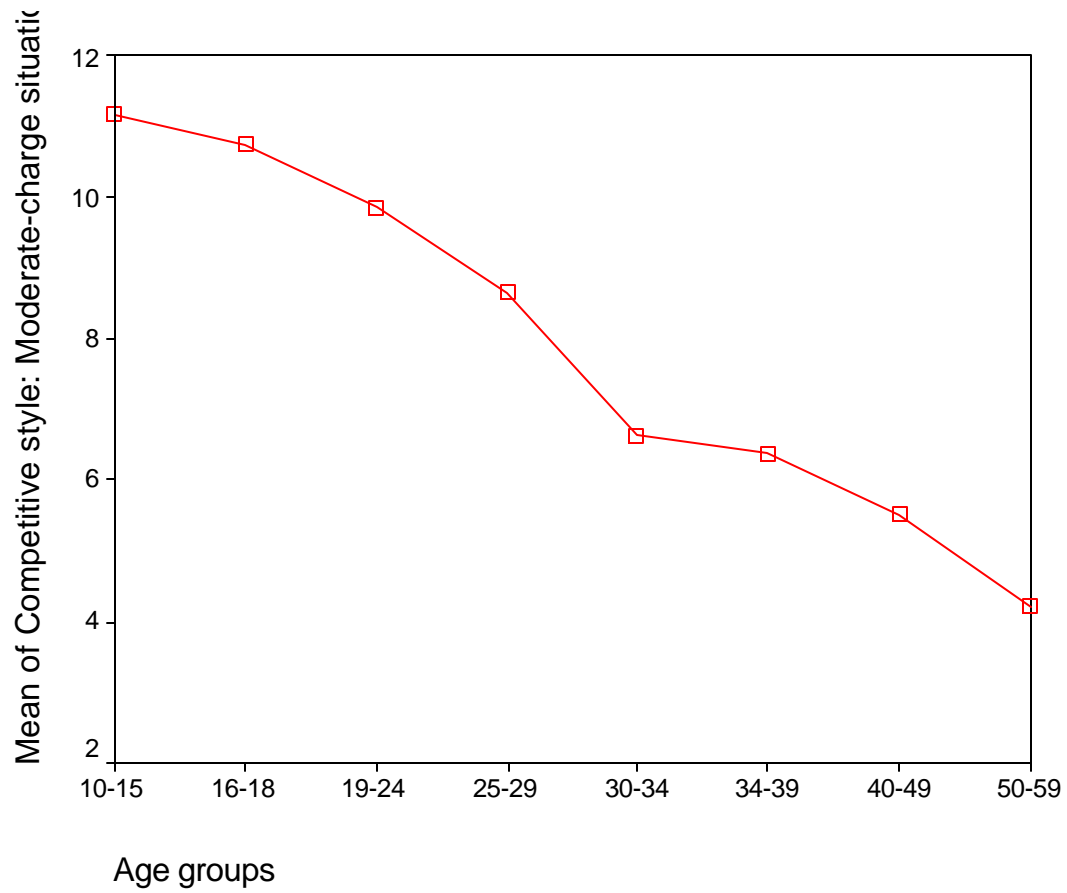
f) Competitive Style and High-Charge Situations:

COMPETITIVE STYLE IN HIGH-CHARGE SITUATIONS AND AGE



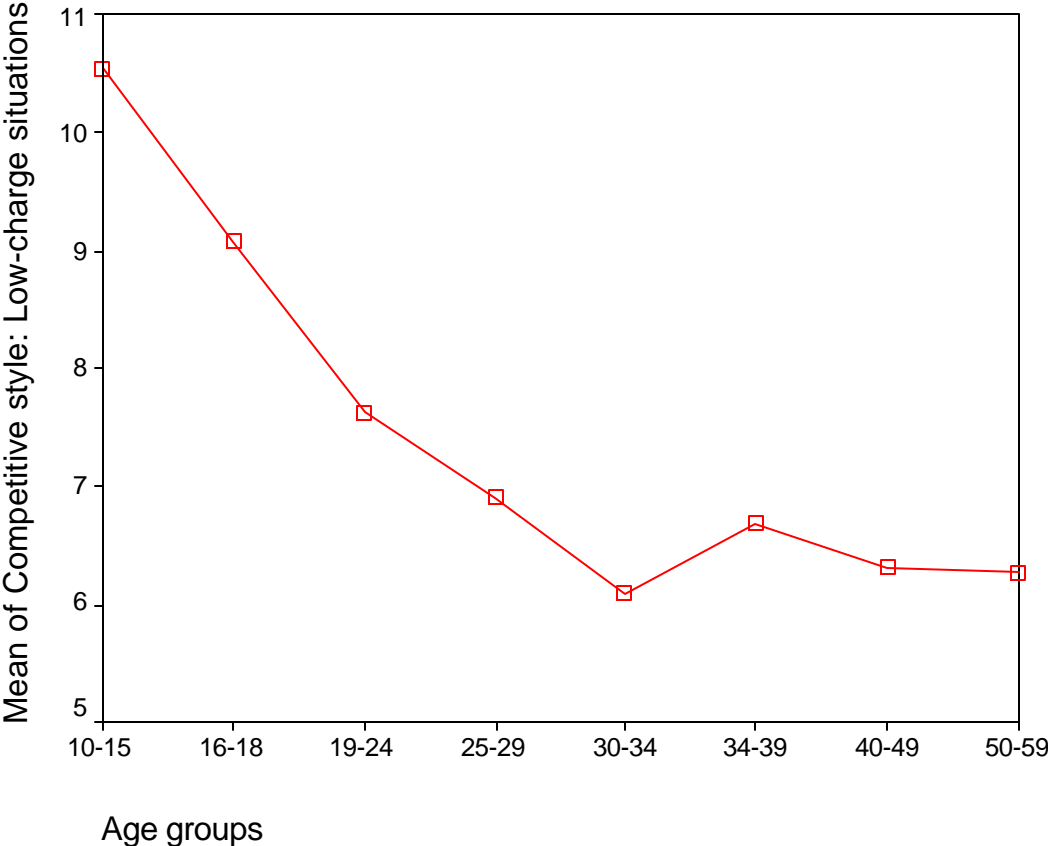
g) Competitive Style and Moderate-Charge Situations:

COMPETITIVE STYLE IN MODERATE-CHARGE SITUATIONS AND AGE



h) Competitive Style and Low-Charge Situations:

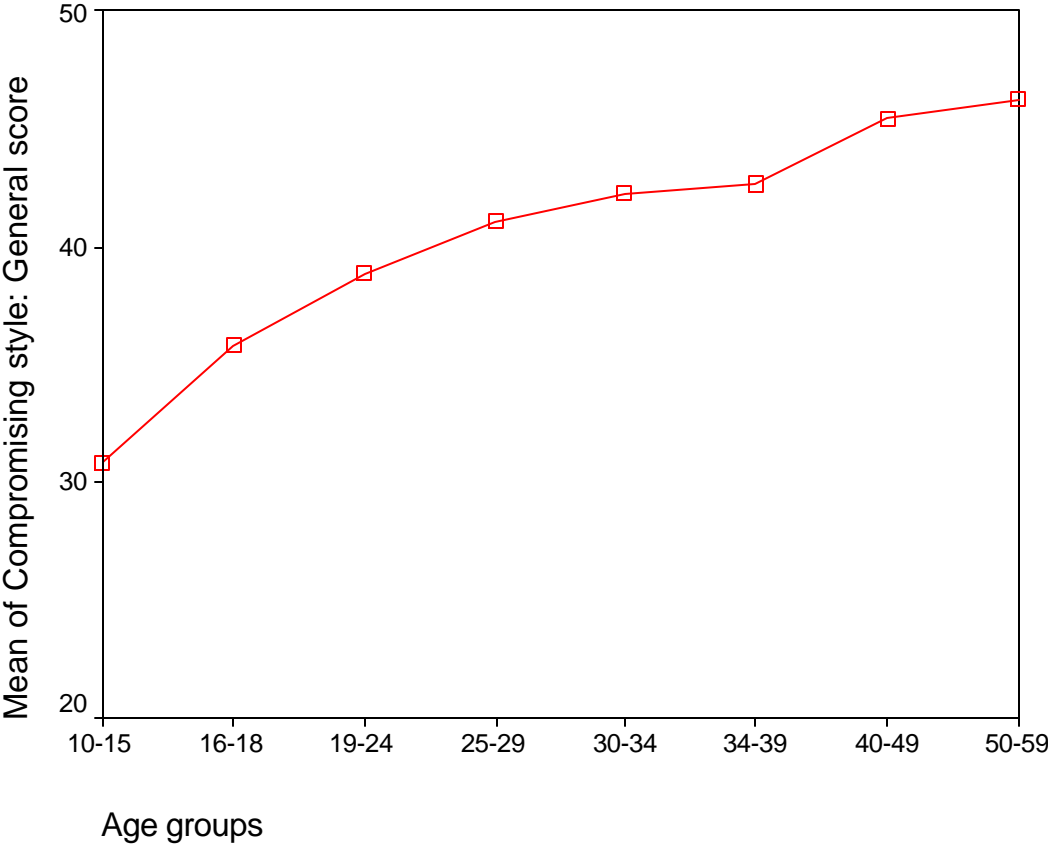
COMPETITIVE STYLE IN LOW-CHARGE SITUATIONS AND AGE



4. Relationship between compromising conflict management style and age

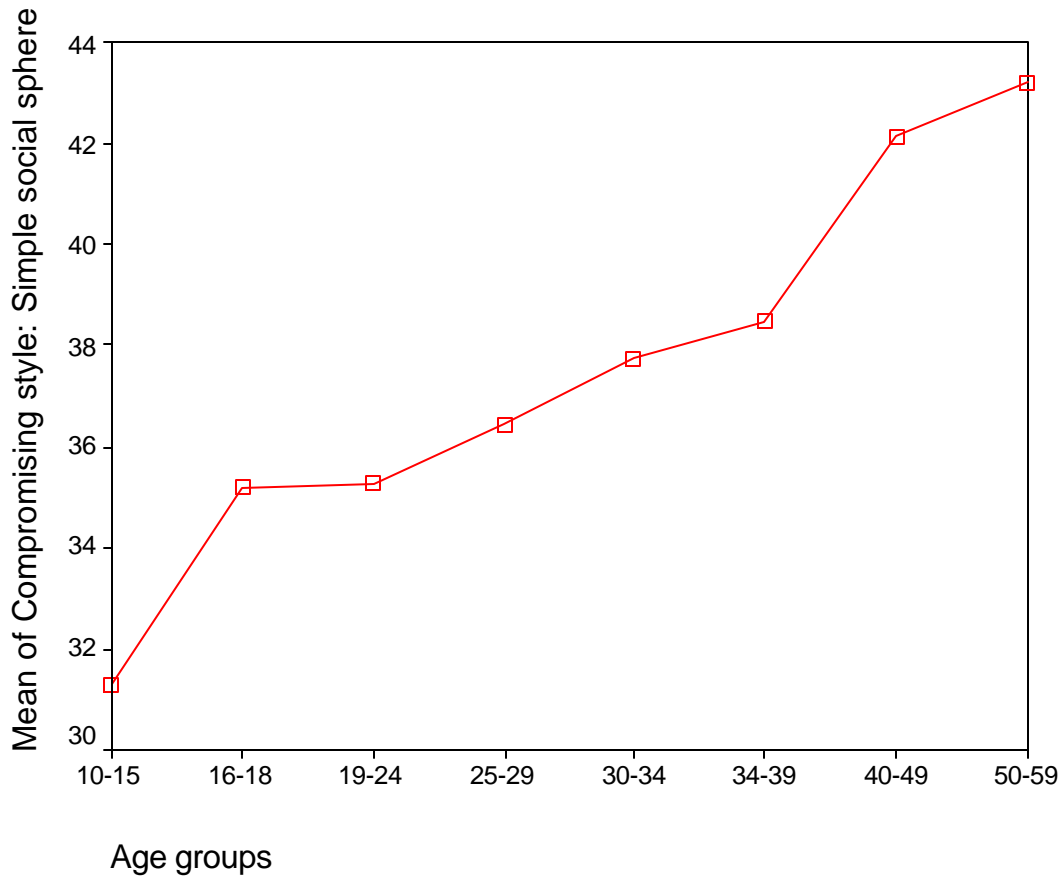
a) Compromising Style and General Score:

COMPROMISING STYLE AND AGE



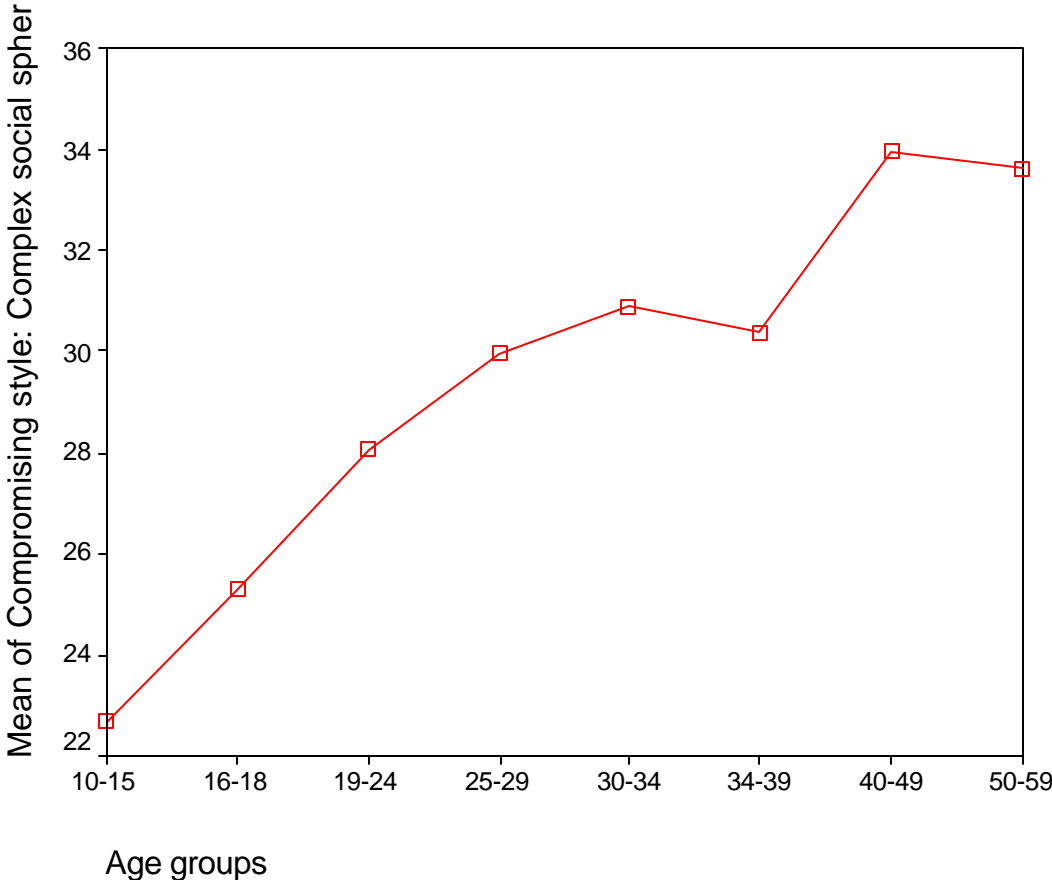
b) Compromising Style and Simple Social Sphere:

COMPROMISING STYLE IN THE SIMPLE SOCIAL SPHERE AND AGE



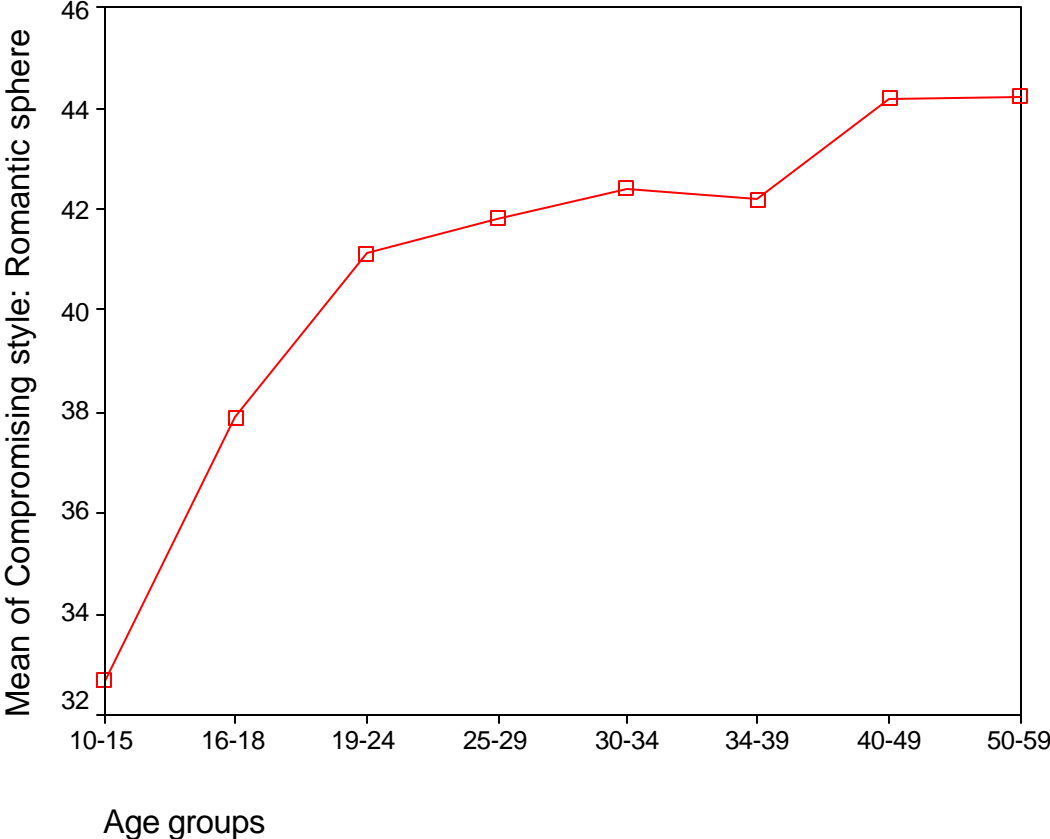
c) Compromising Style and Complex Social Sphere

COMPROMISING STYLE IN THE COMPLEX SOCIAL SPHERE AND AGE



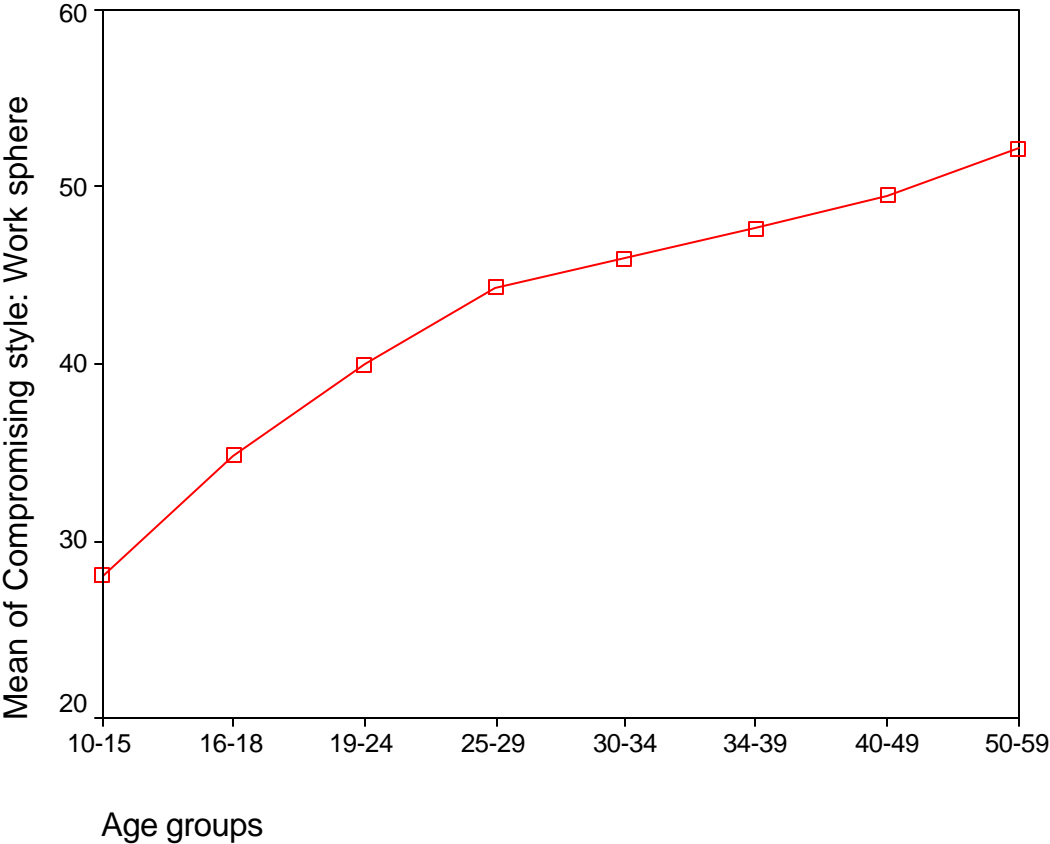
d) Compromising Style and Romantic Sphere:

COMPROMISING STYLE IN THE ROMANTIC SPHERE AND AGE



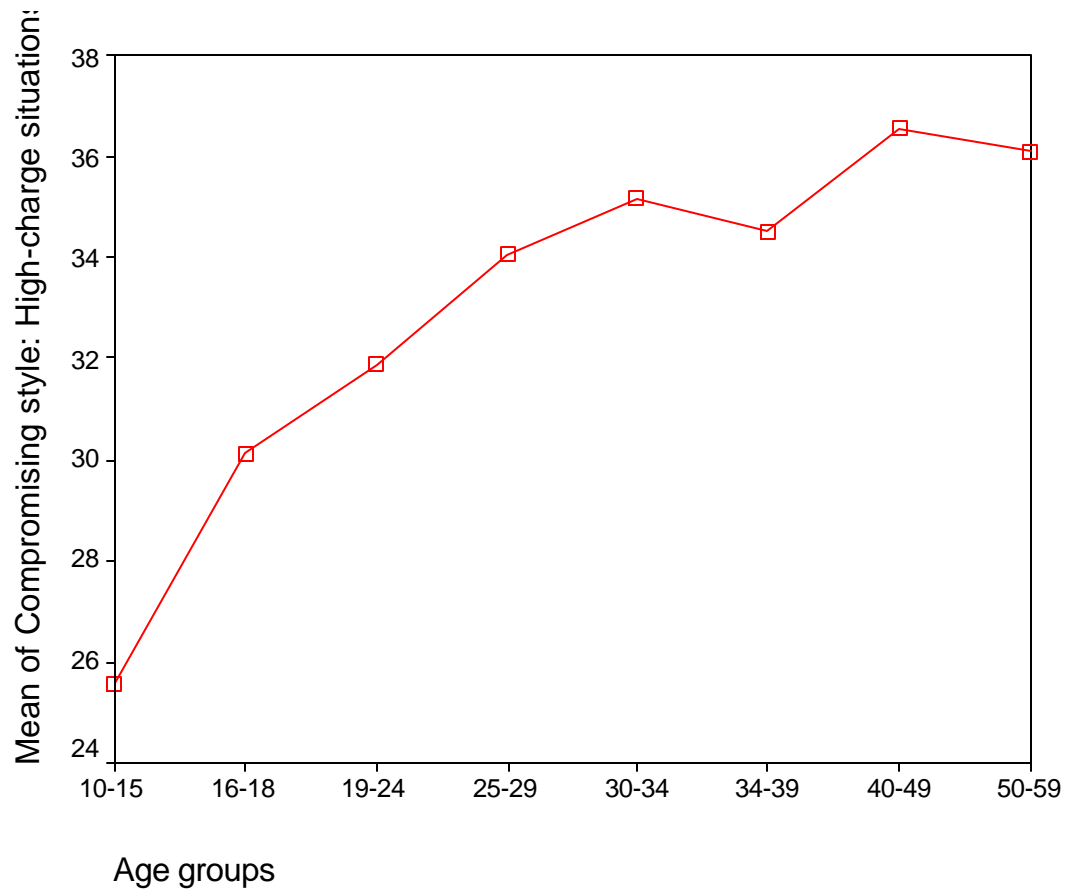
e) Compromising Style and Work/School Sphere:

COMPROMISING STYLE IN THE WORK/SCHOOL SPHERE AND AGE



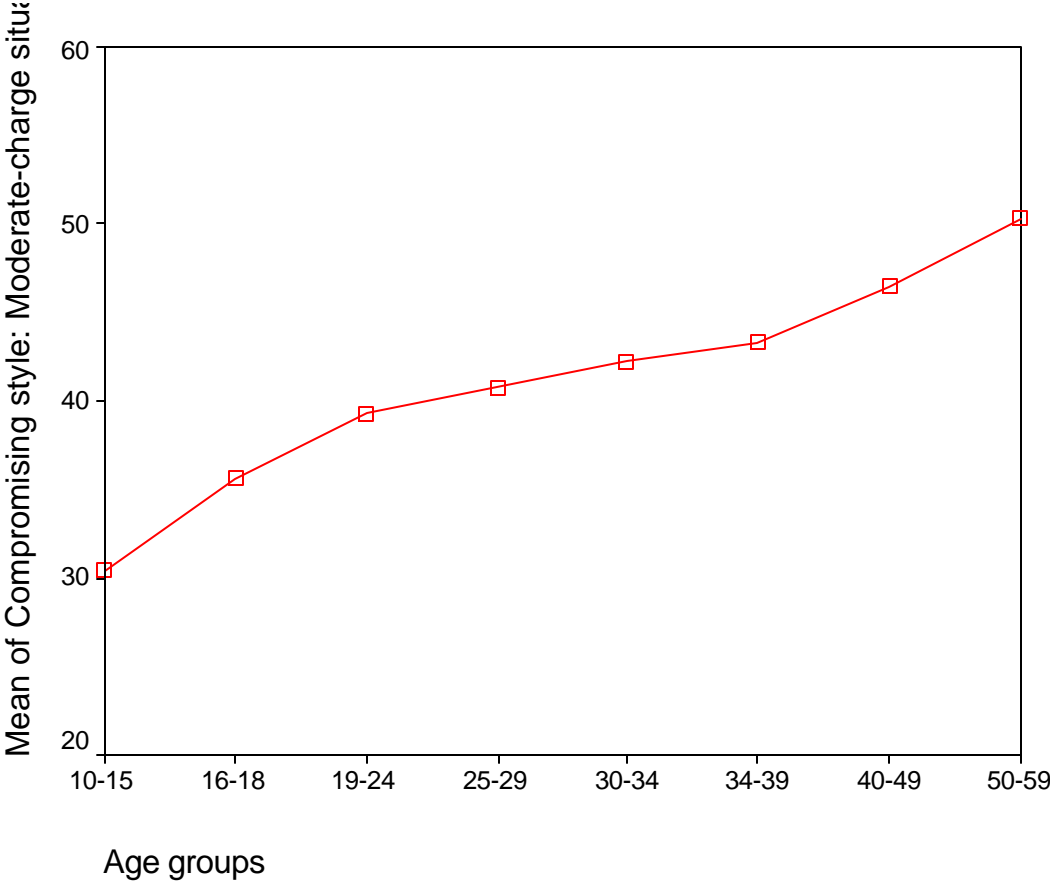
f) Compromising Style and High-Charge Situations:

COMPROMISING STYLE IN HIGH-CHARGE SITUATIONS AND AGE



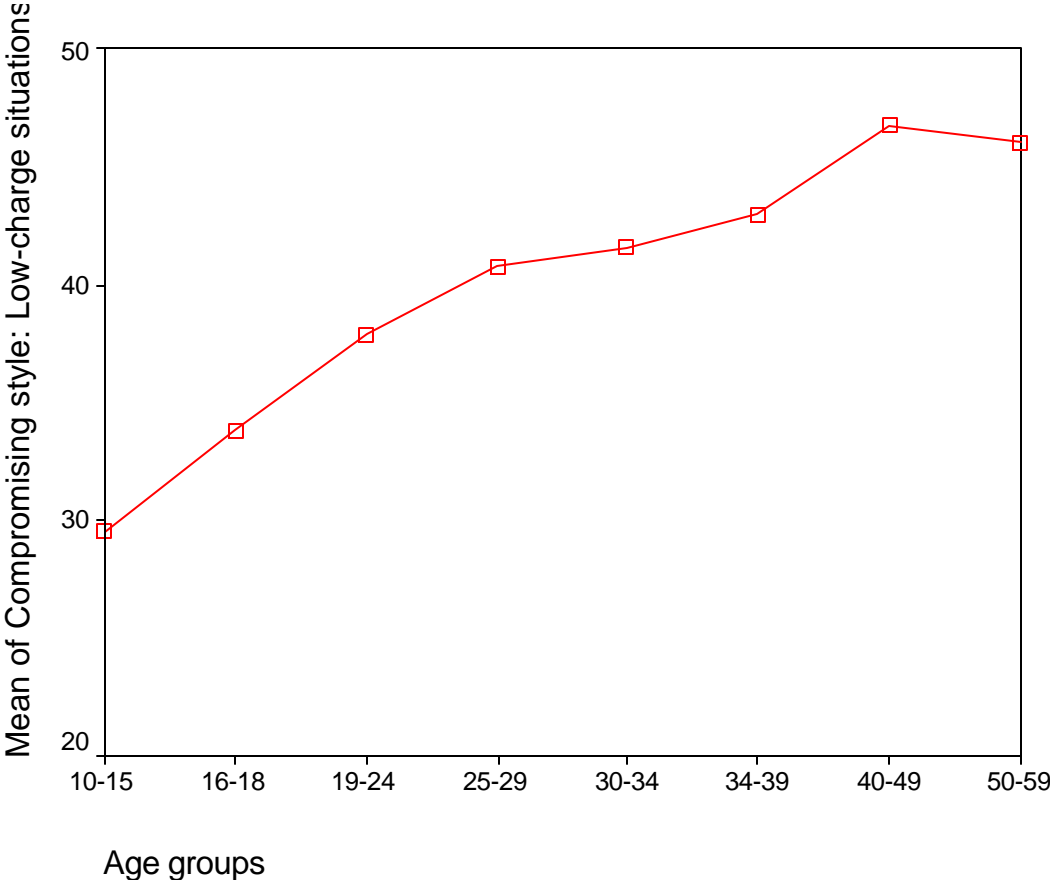
g) Compromising Style and Moderate-Charge Situations:

COMPROMISING STYLE IN MODERATE-CHARGE SITUATIONS AND AGE



h) Compromising Style and Low-Charge Situations:

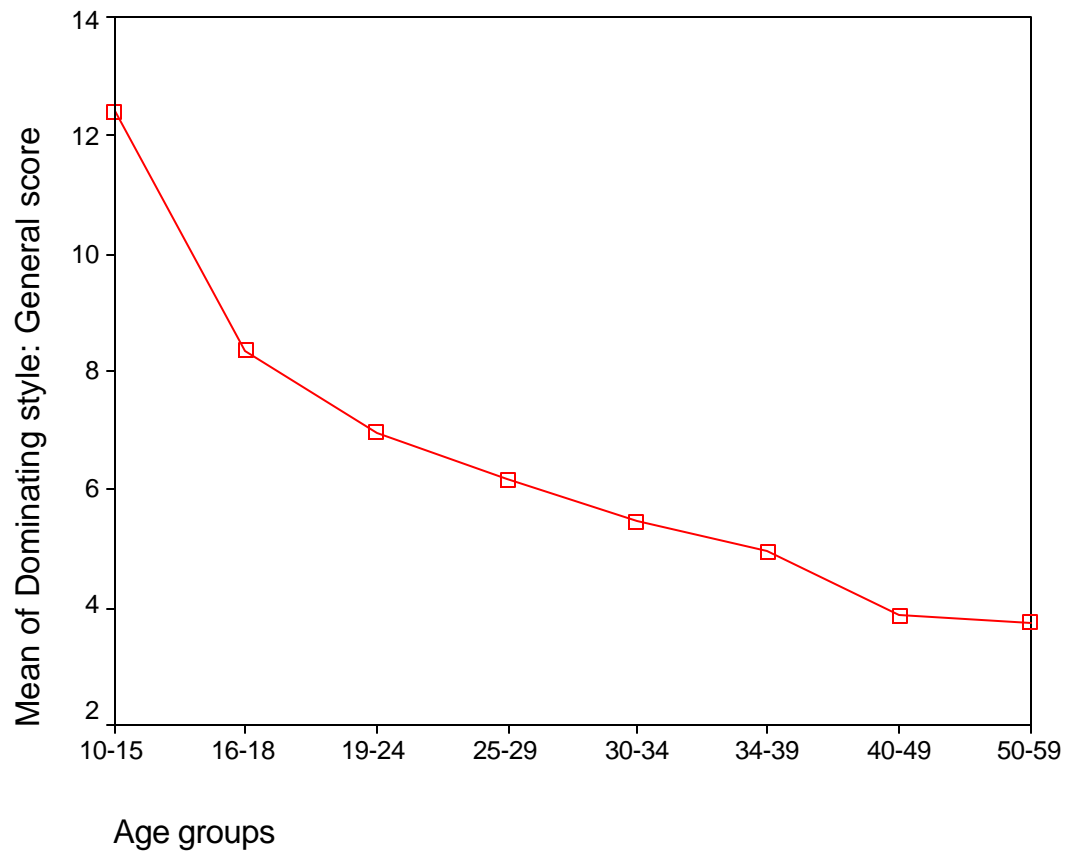
COMPROMISING STYLE IN LOW-CHARGE SITUATIONS AND AGE



5. Relationship between dominating conflict management style and age

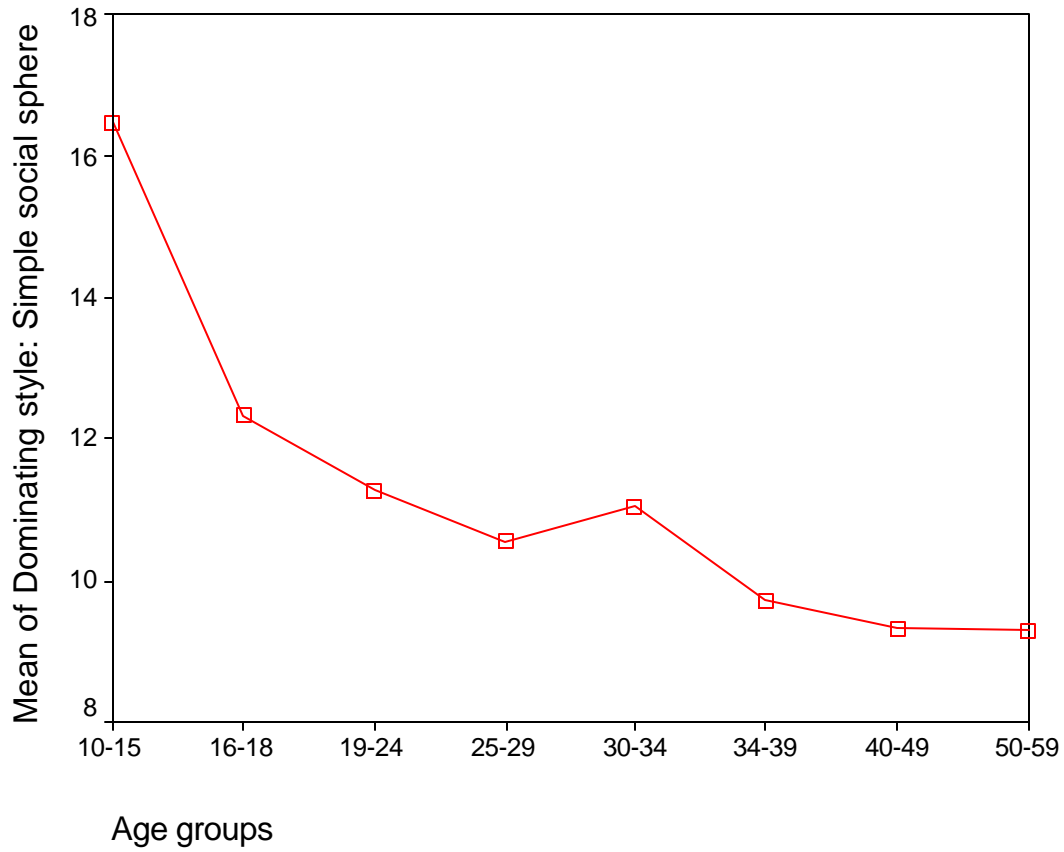
a) Dominating Style and General Score:

DOMINATING CONFLICT MANAGEMENT STYLE AND AGE



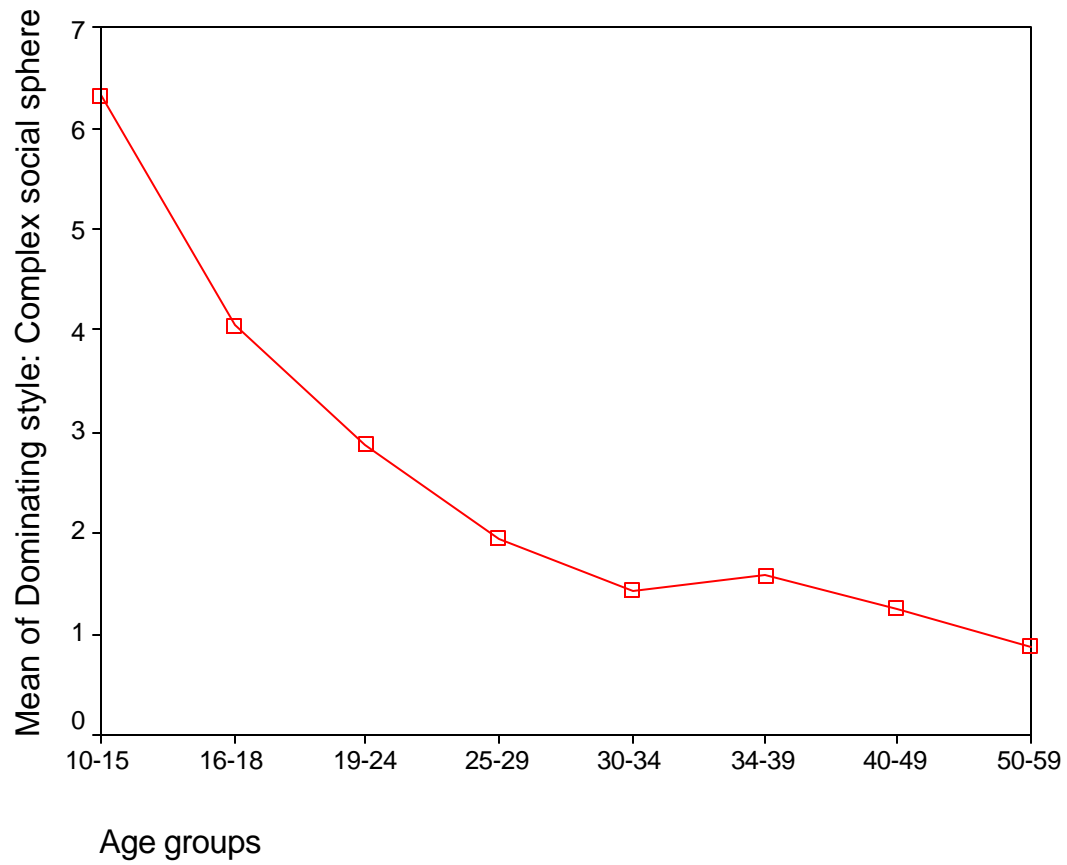
b) Dominating Style and Simple Social Sphere:

DOMINATING STYLE IN THE SIMPLE SOCIAL SPHERE AND AGE



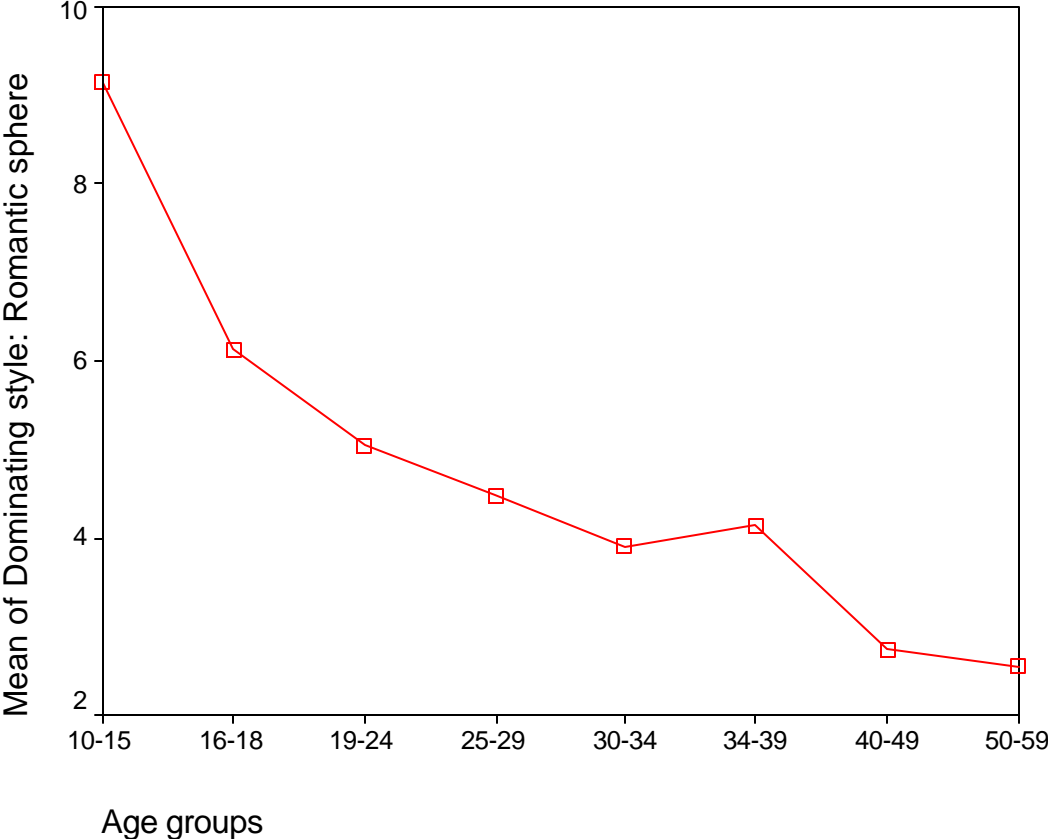
c) Dominating Style and Complex Social Sphere

DOMINATING STYLE IN THE COMPLEX SOCIAL SPHERE AND AGE



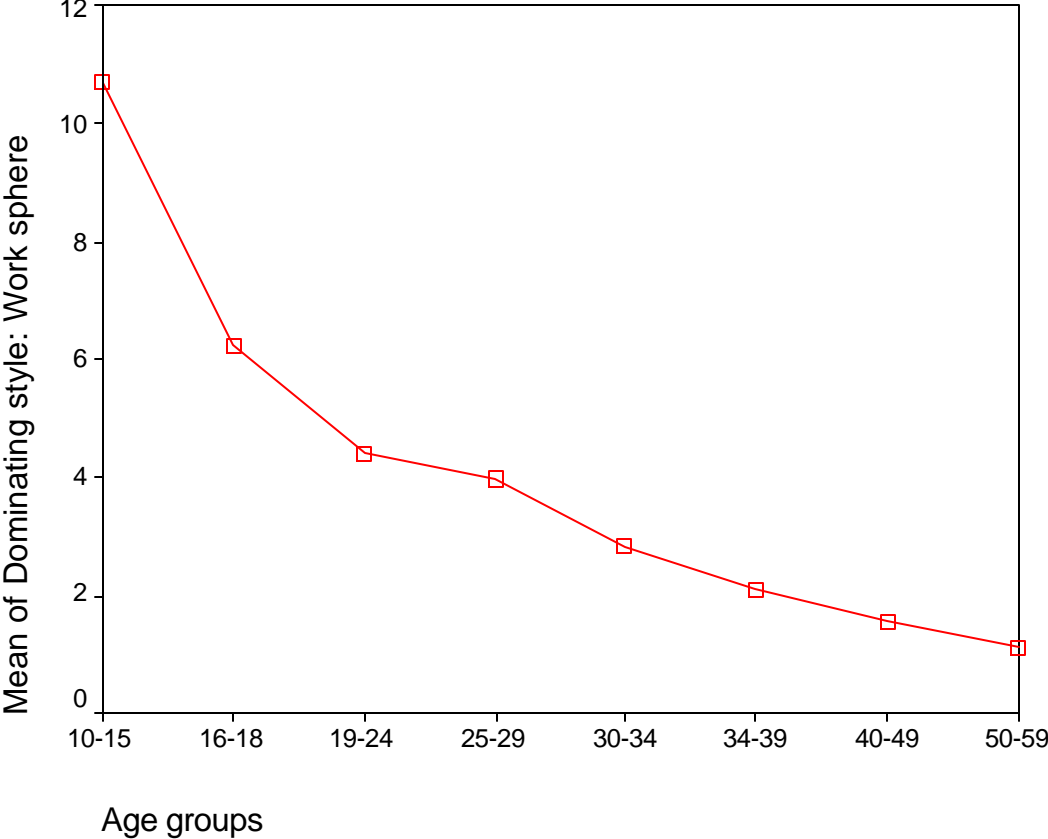
d) Dominating Style and Romantic Sphere:

DOMINATING STYLE IN THE ROMANTIC SPHERE AND AGE



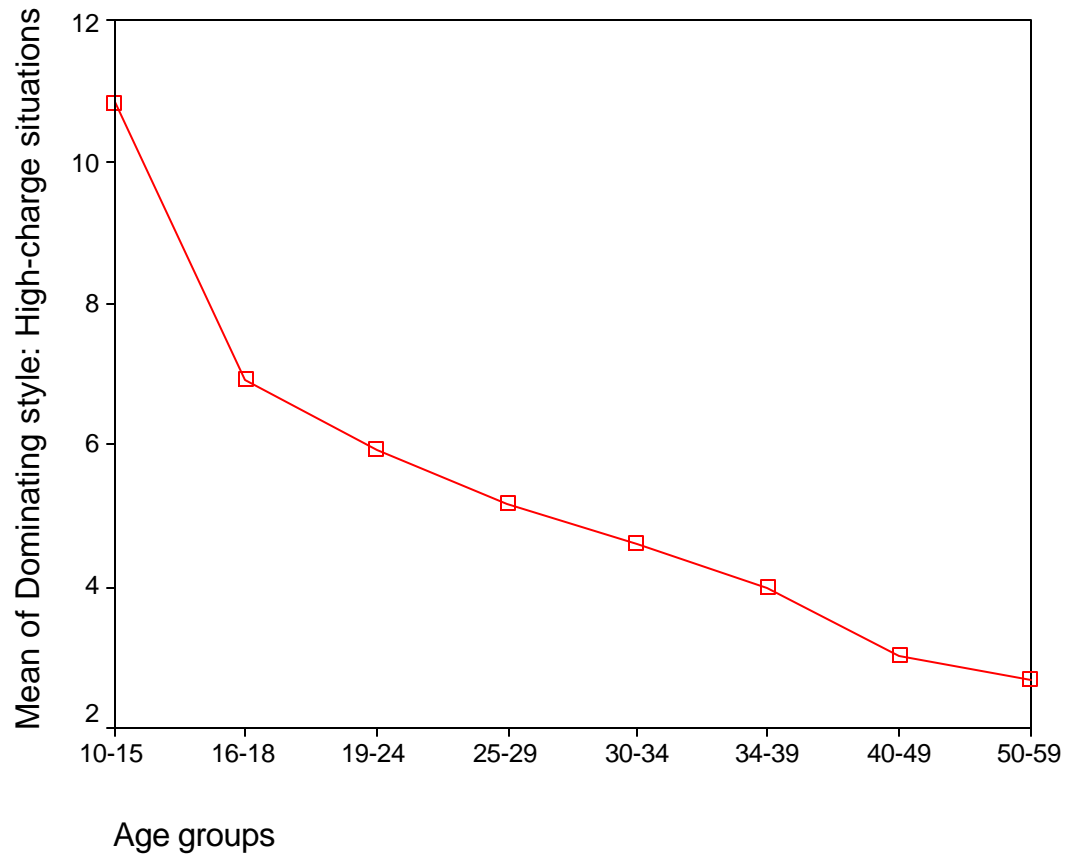
e) Dominating Style and Work/School Sphere:

DOMINATING STYLE IN THE WORK/SCHOOL SPHERE AND AGE



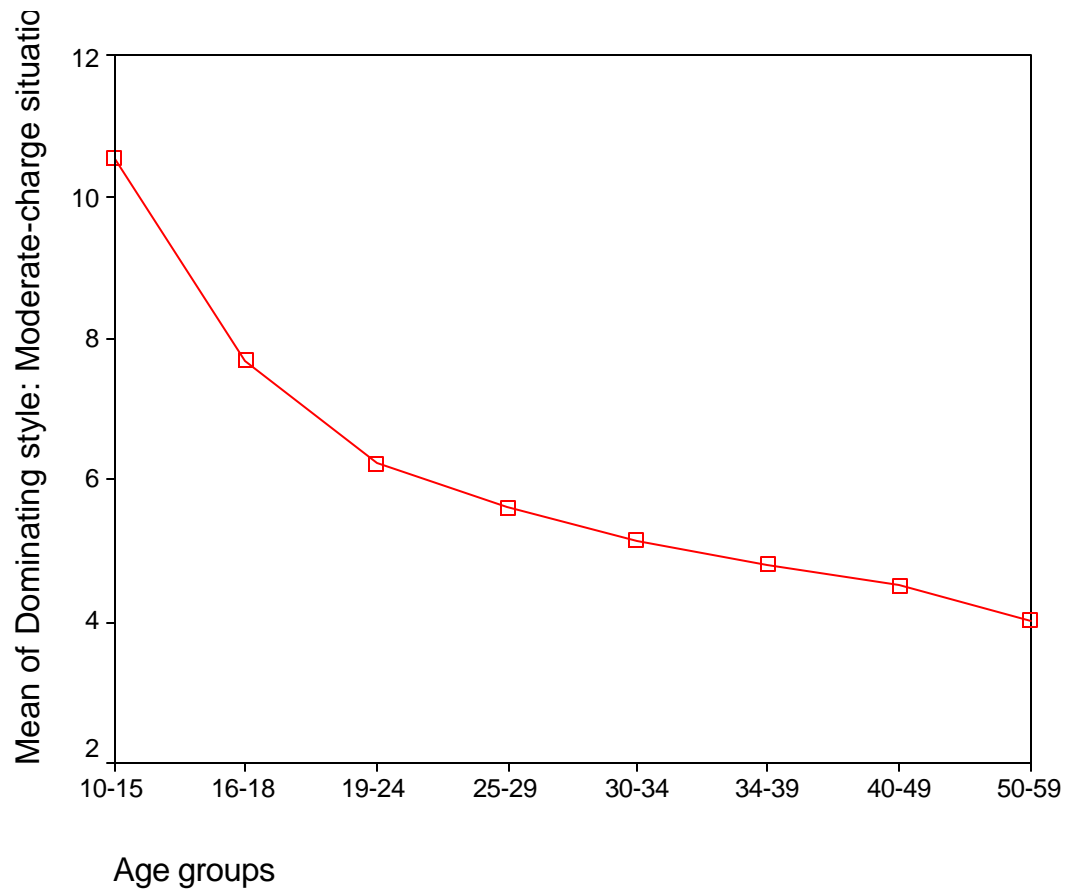
f) Dominating Style and High-Charge Situations:

DOMINATING STYLE IN HIGH-CHARGE SITUATIONS AND AGE



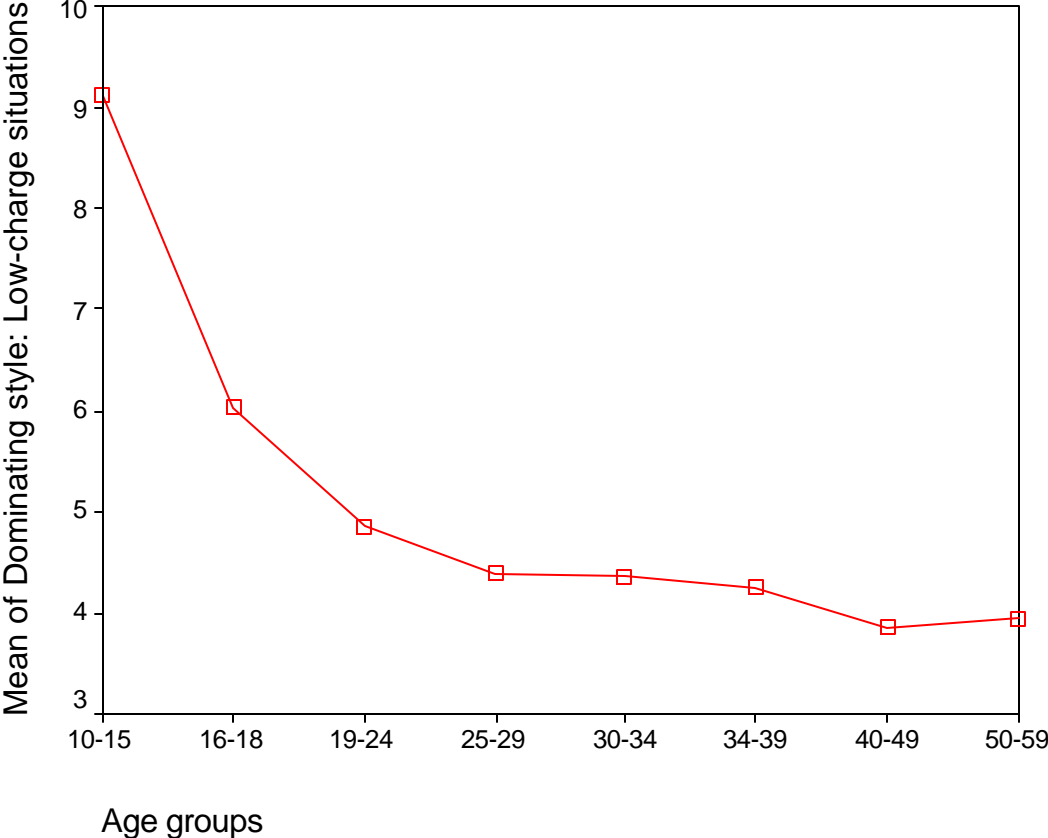
g) Dominating Style and Moderate-Charge Situations:

DOMINATING STYLE IN MODERATE-CHARGE SITUATIONS AND AGE



h) Dominating Style and Low-Charge Situations:

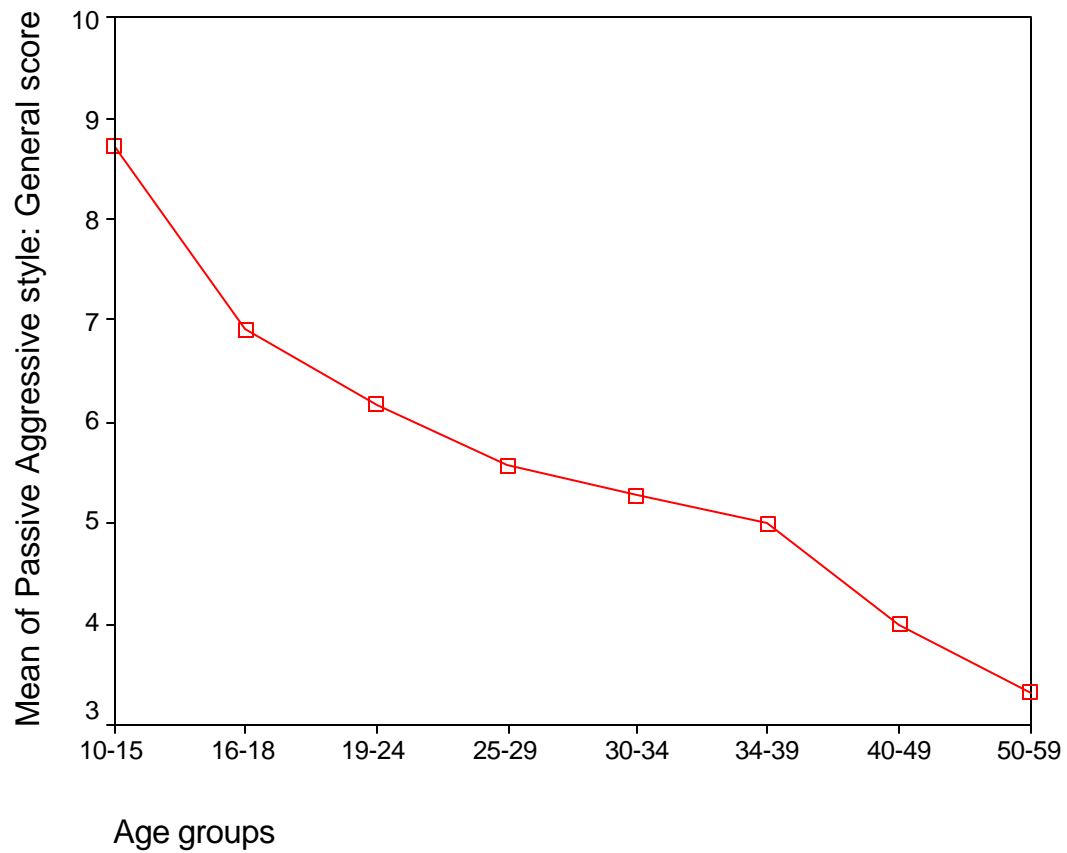
DOMINATING STYLE IN LOW-CHARGE SITUATIONS AND AGE



6. Relationship between passive-aggressive conflict management style and age

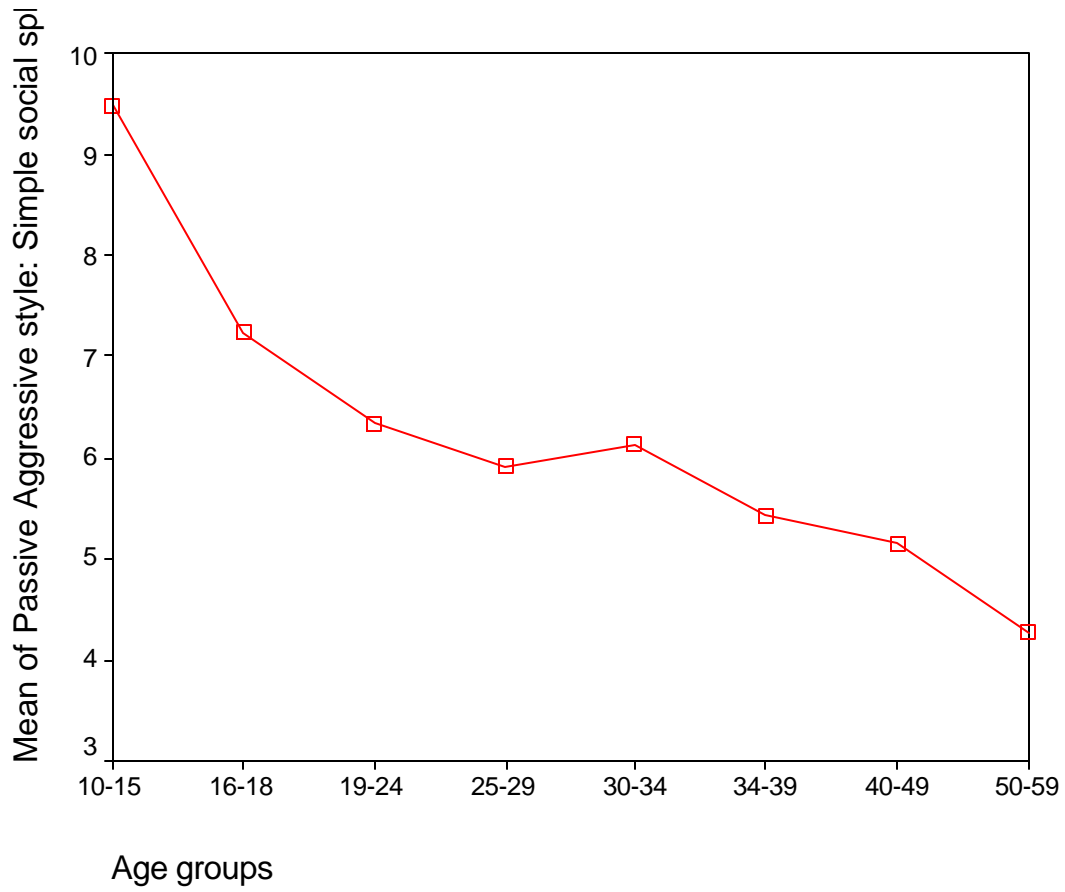
a) Passive-Aggressive Style and General Score:

PASSIVE-AGGRESSIVE CONFLICT MANAGEMENT STYLE AND AGE



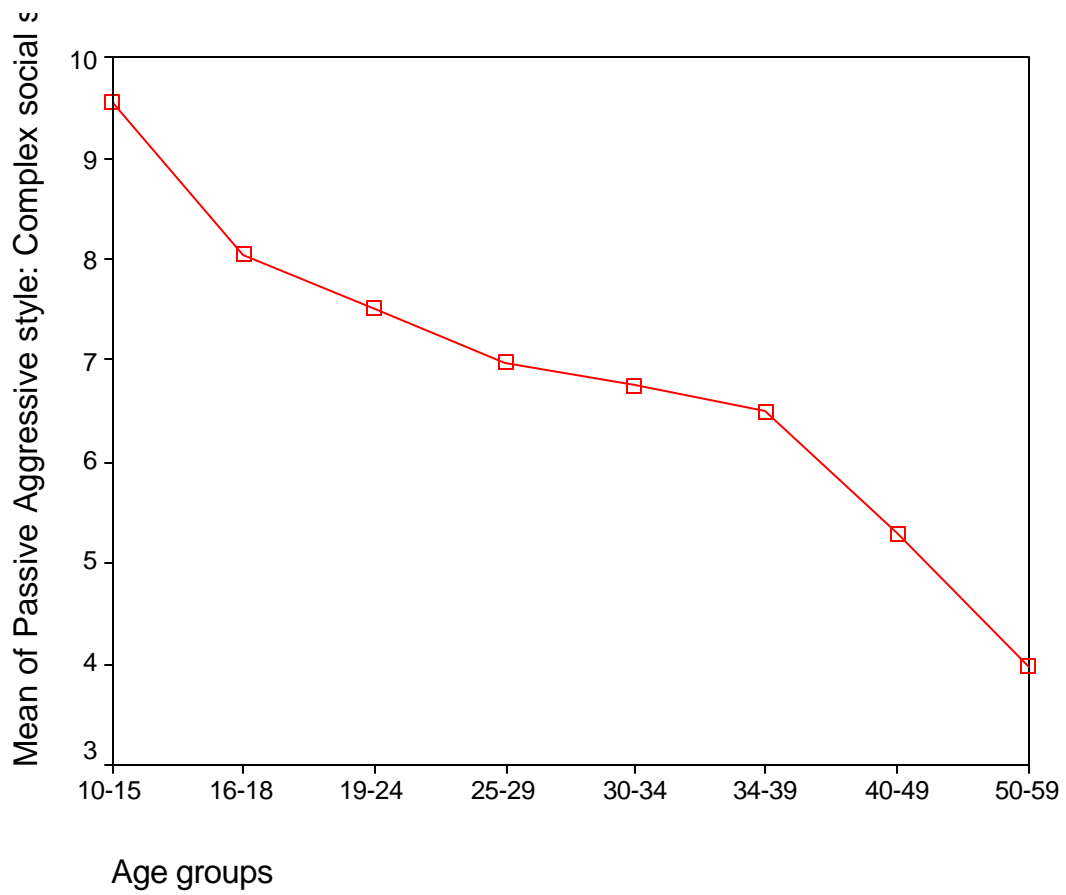
b) Simple Social Sphere:

PASSIVE-AGGRESSIVE STYLE IN THE SIMPLE SOCIAL SPHERE AND AGE



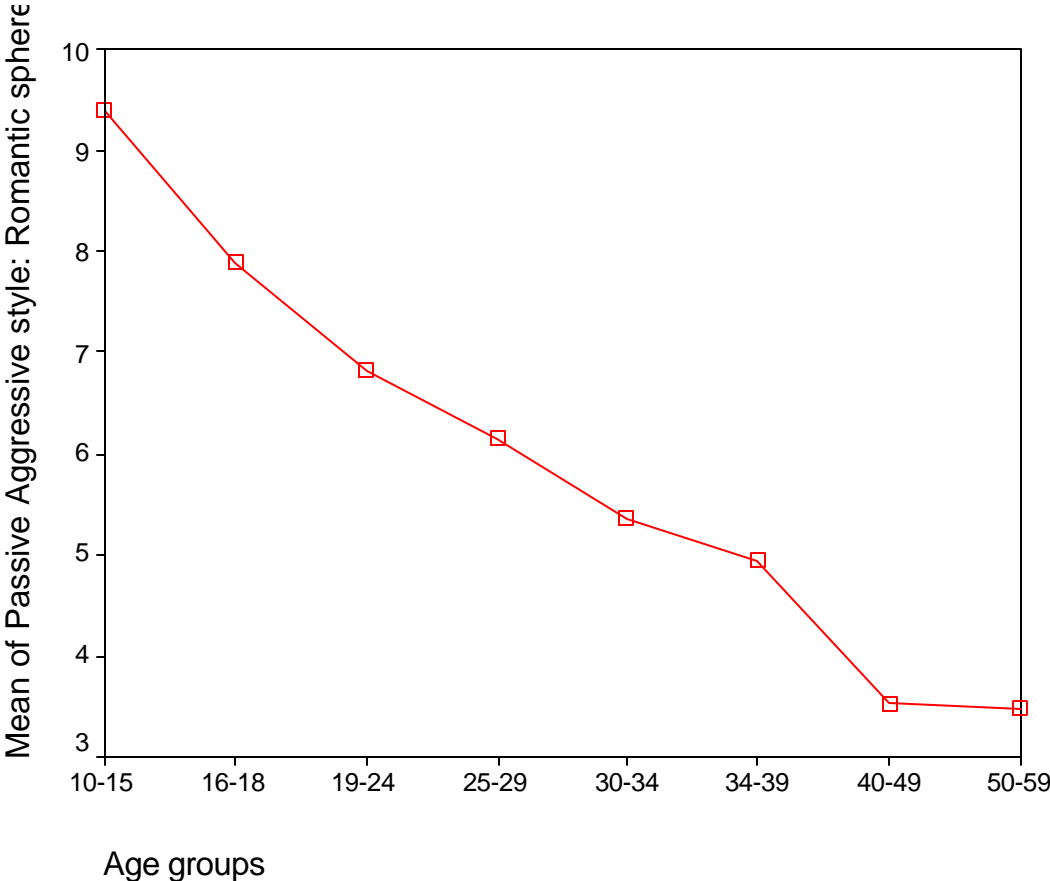
c) Complex Social Sphere

PASSIVE-AGGRESSIVE STYLE IN THE COMPLEX SOCIAL SPHERE AND AGE



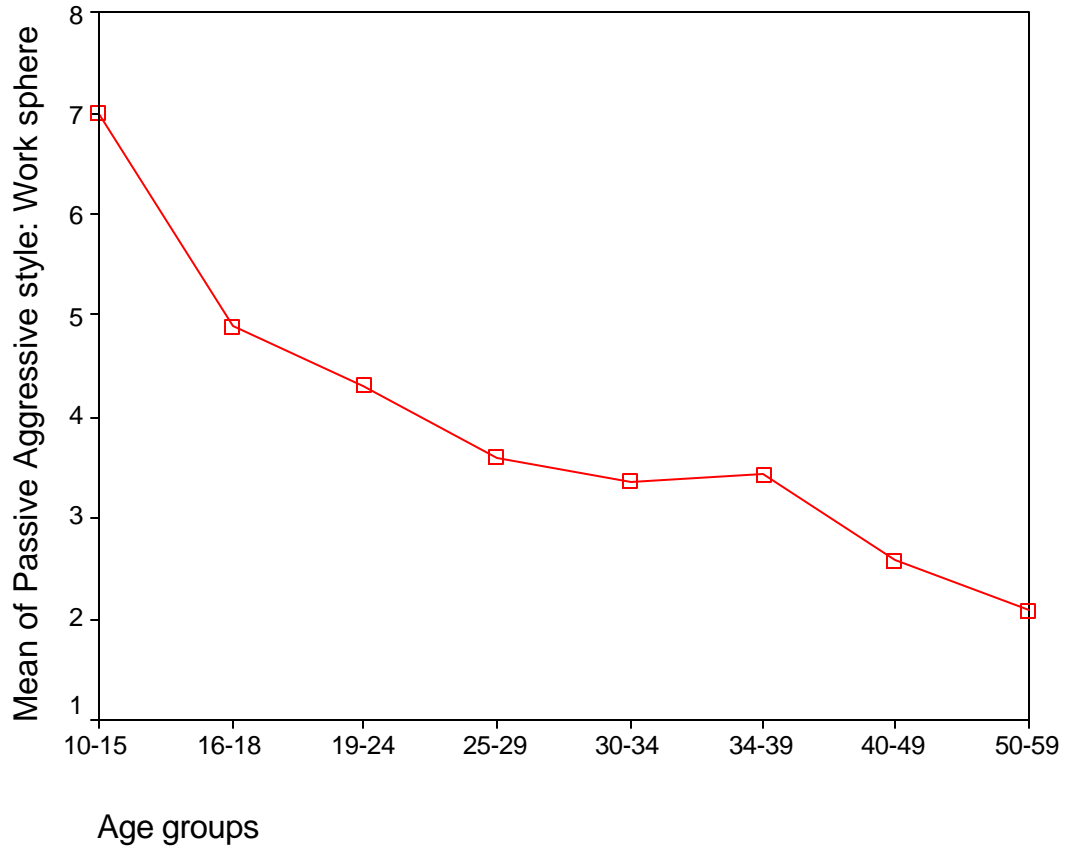
d) Romantic Sphere:

PASSIVE-AGGRESSIVE STYLE IN THE ROMANTIC SPHERE AND AGE



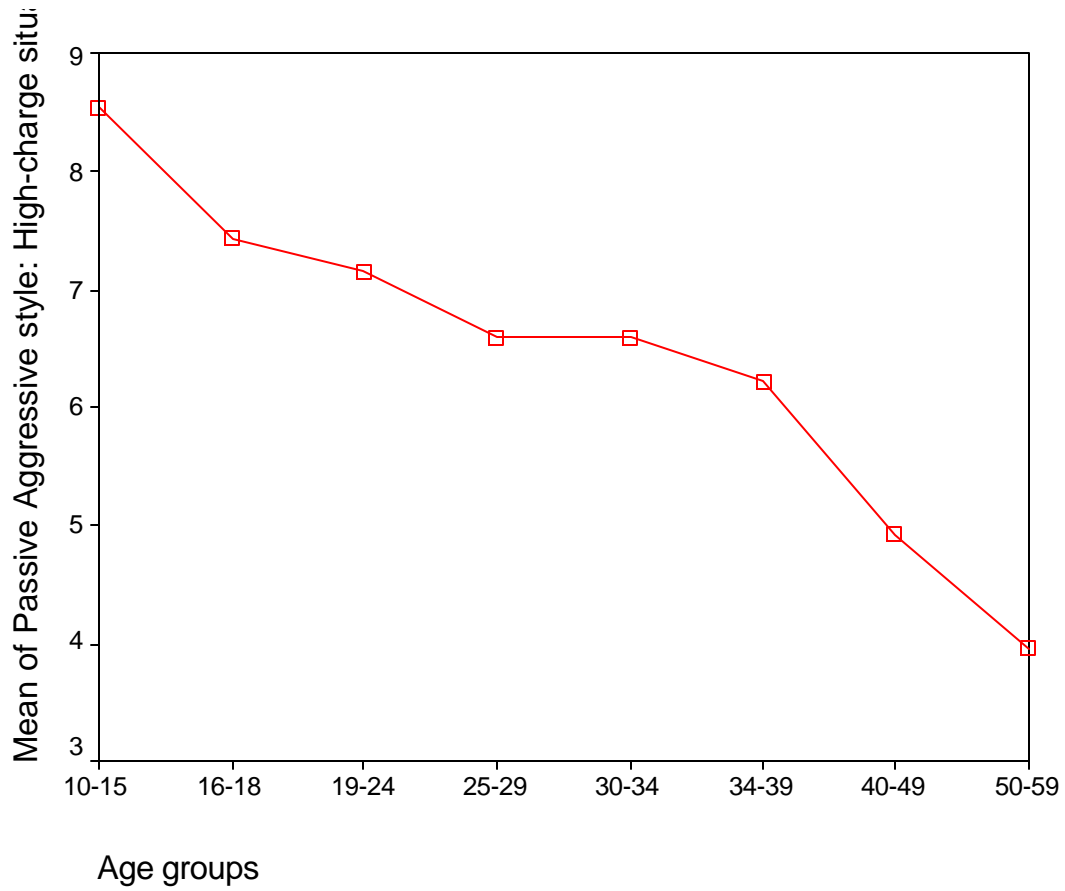
e) Work/School Sphere:

PASSIVE-AGGRESSIVE STYLE IN THE WORK/SCHOOL SPHERE AND AGE



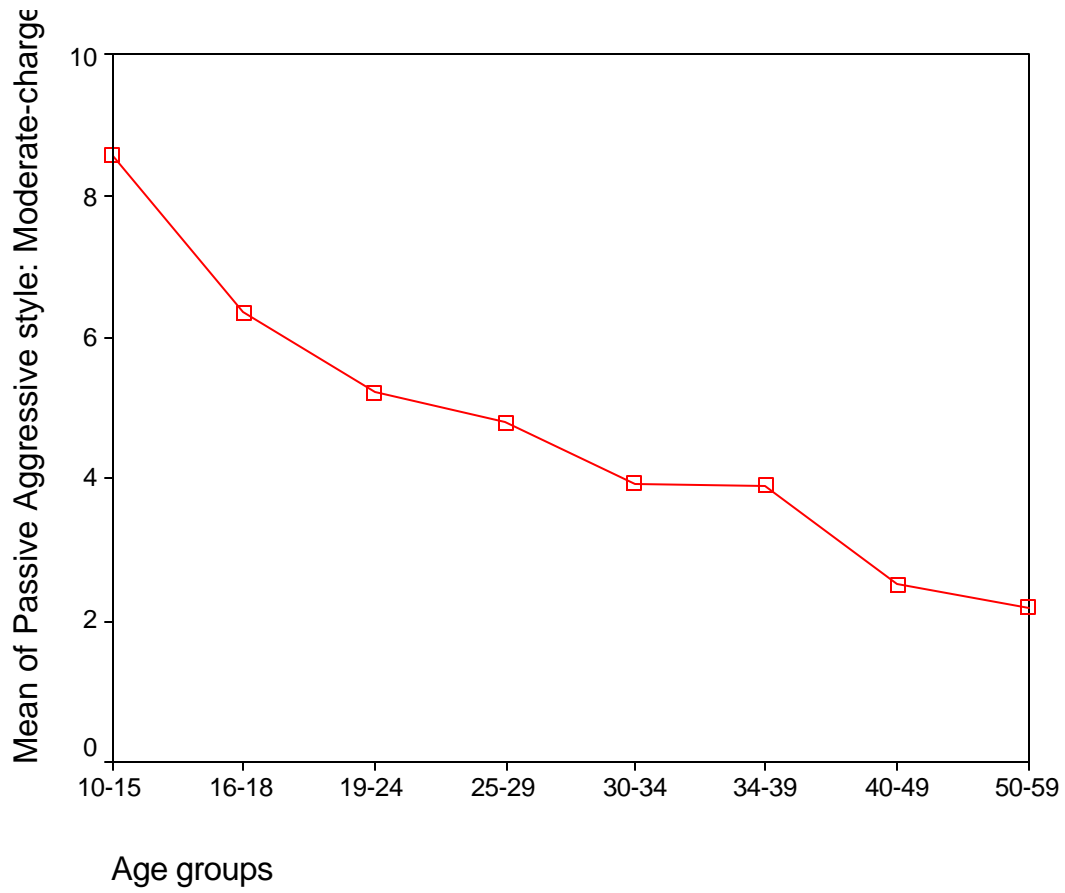
f) High-Charge Situations:

PASSIVE-AGGRESSIVE STYLE IN HIGH-CHARGE SITUATIONS AND AGE



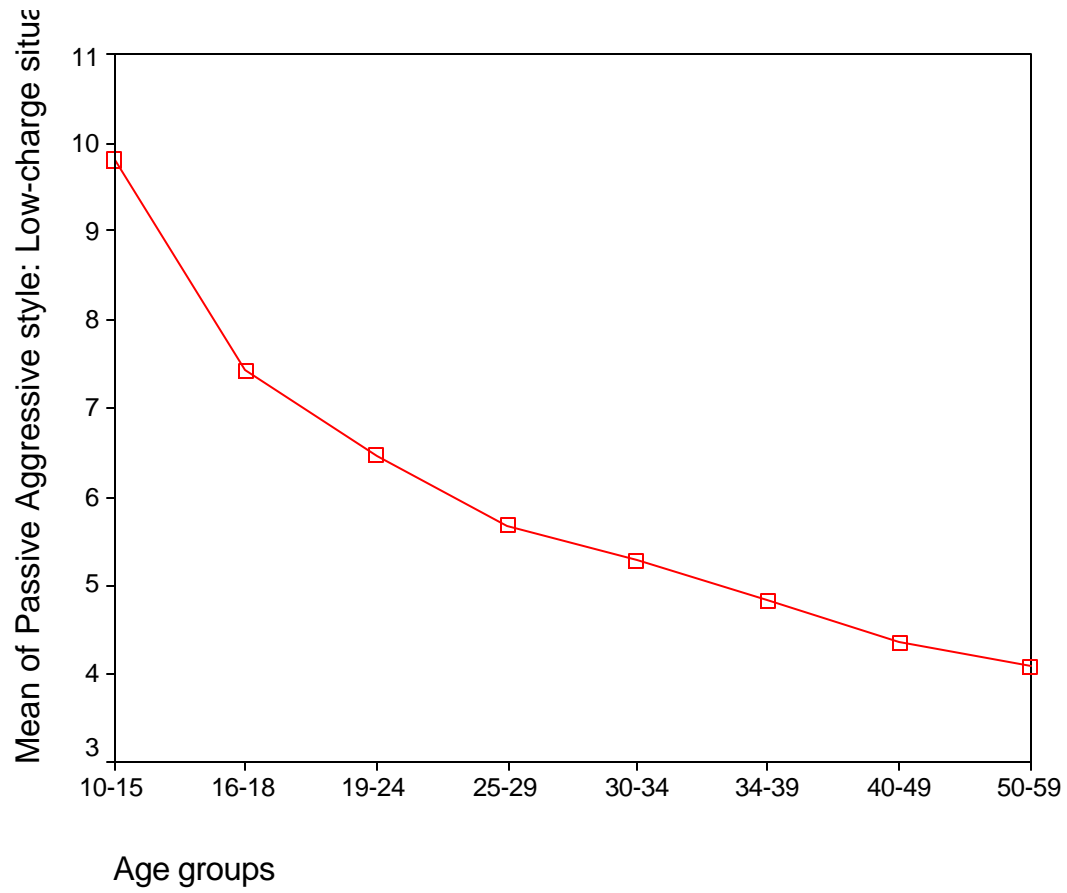
g) Moderate-Charge Situations:

PASSIVE-AGGRESSIVE STYLE IN MODERATE-CHARGE SITUATIONS AND AGE



h) Low-Charge Situations:

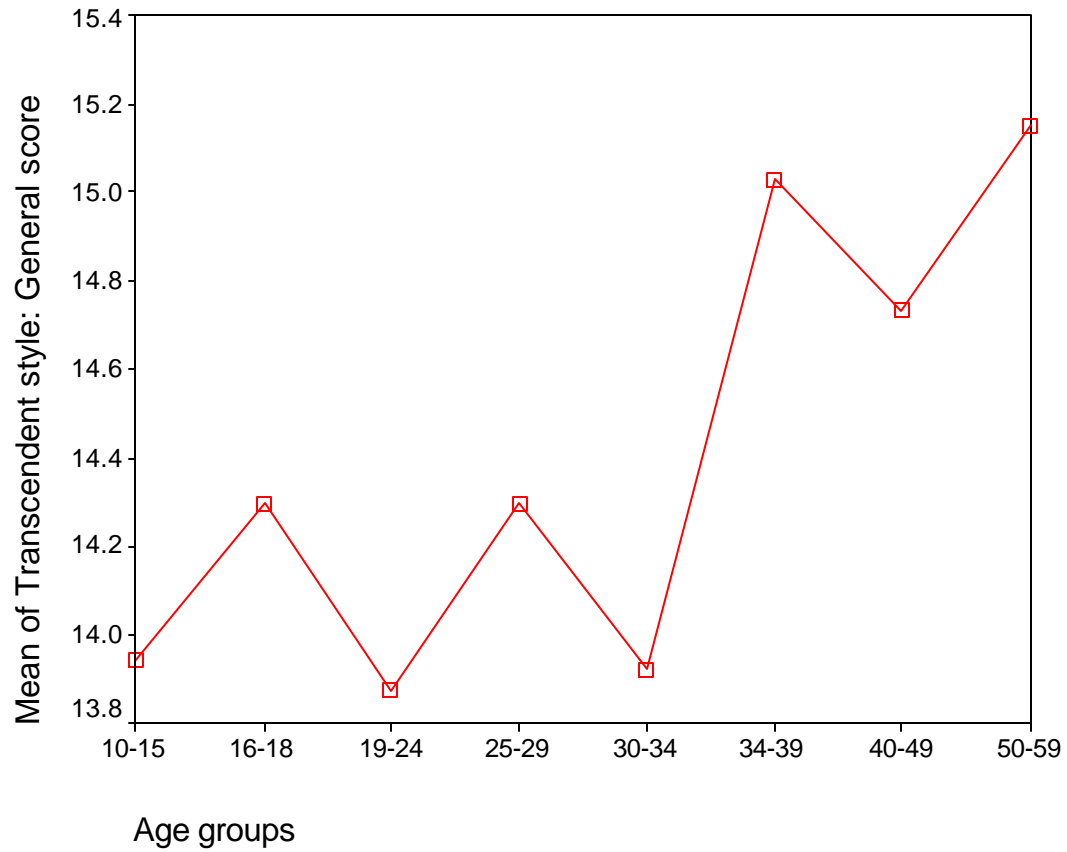
PASSIVE-AGGRESSIVE STYLE IN LOW-CHARGE SITUATIONS AND AGE



7. Relationship between transcendent conflict management style and age

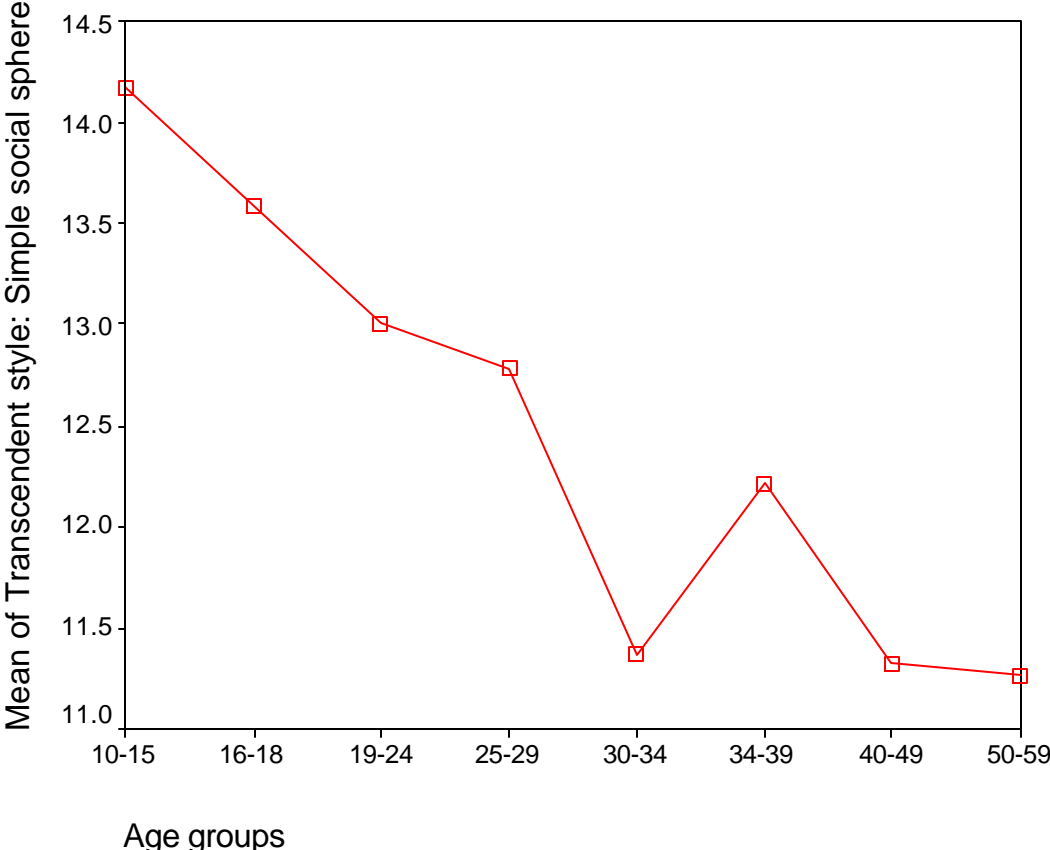
a) Transcendent Style and General Score:

TRANSCENDENT STYLE AND AGE



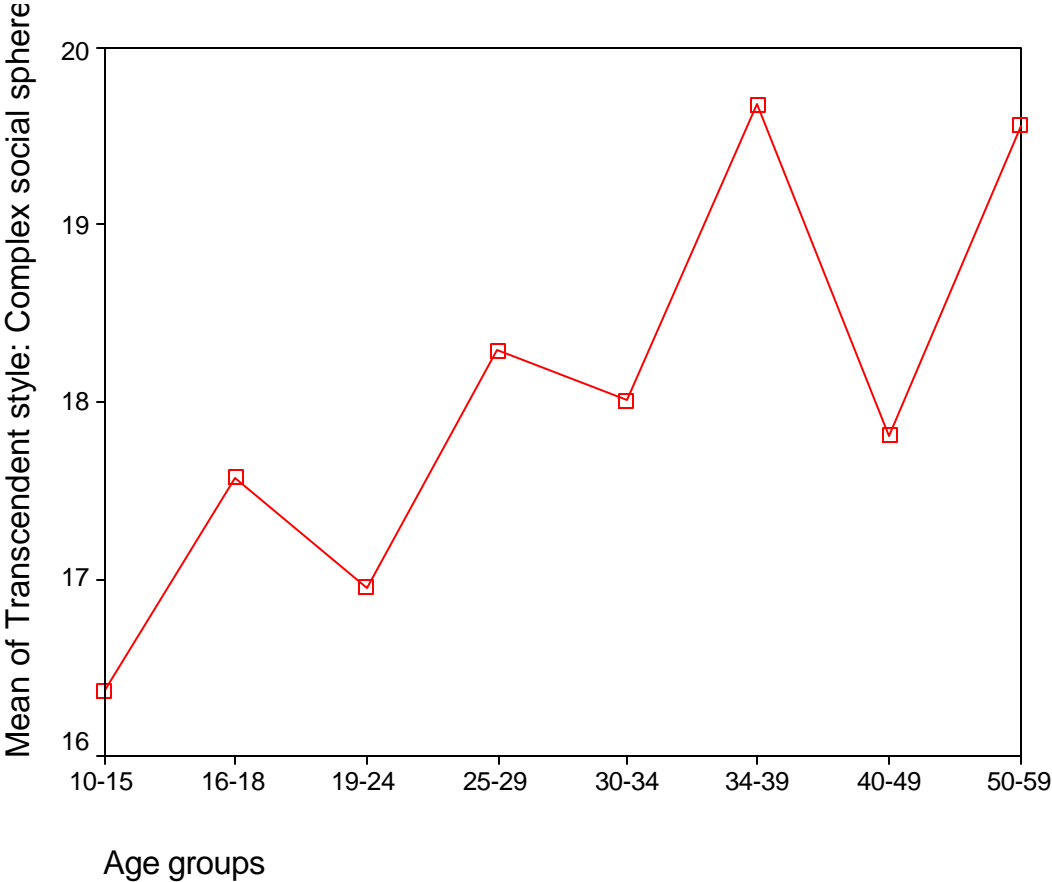
b) Simple Social Sphere:

TRANSCENDENT STYLE IN THE SIMPLE SOCIAL SPHERE AND AGE



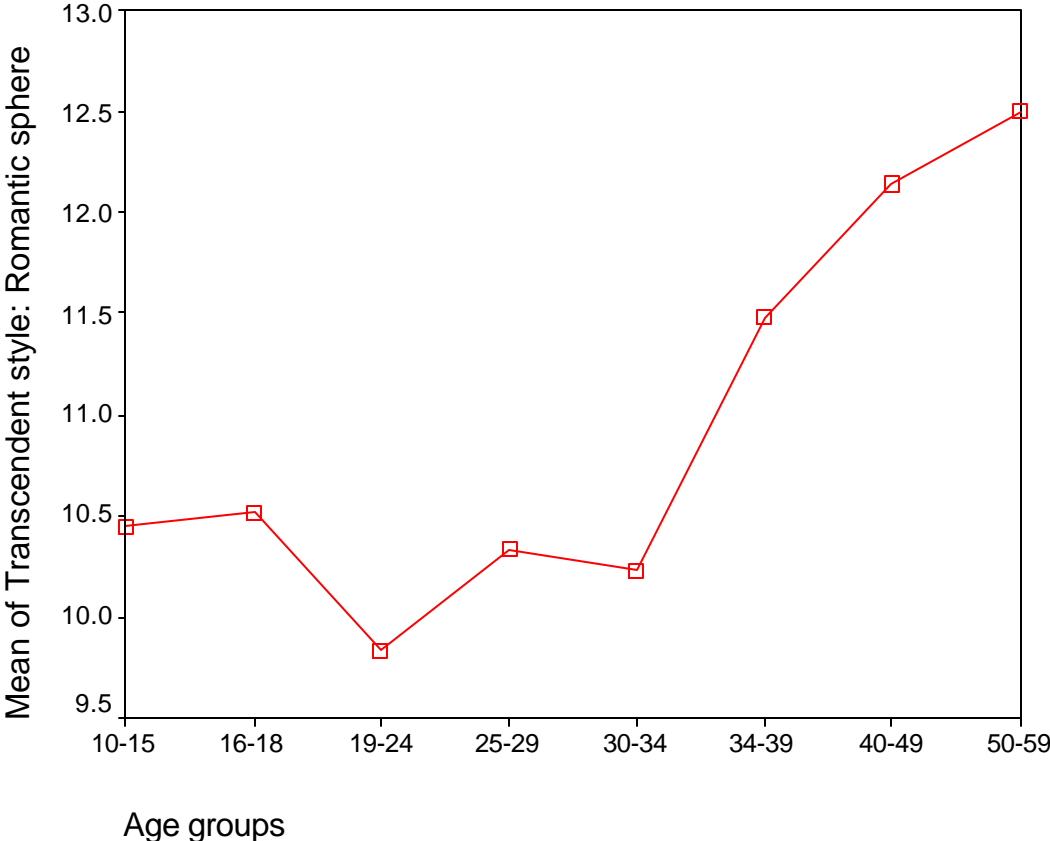
c) Complex Social Sphere

TRANSCENDENT STYLE IN THE COMPLEX SOCIAL SPHERE AND AGE



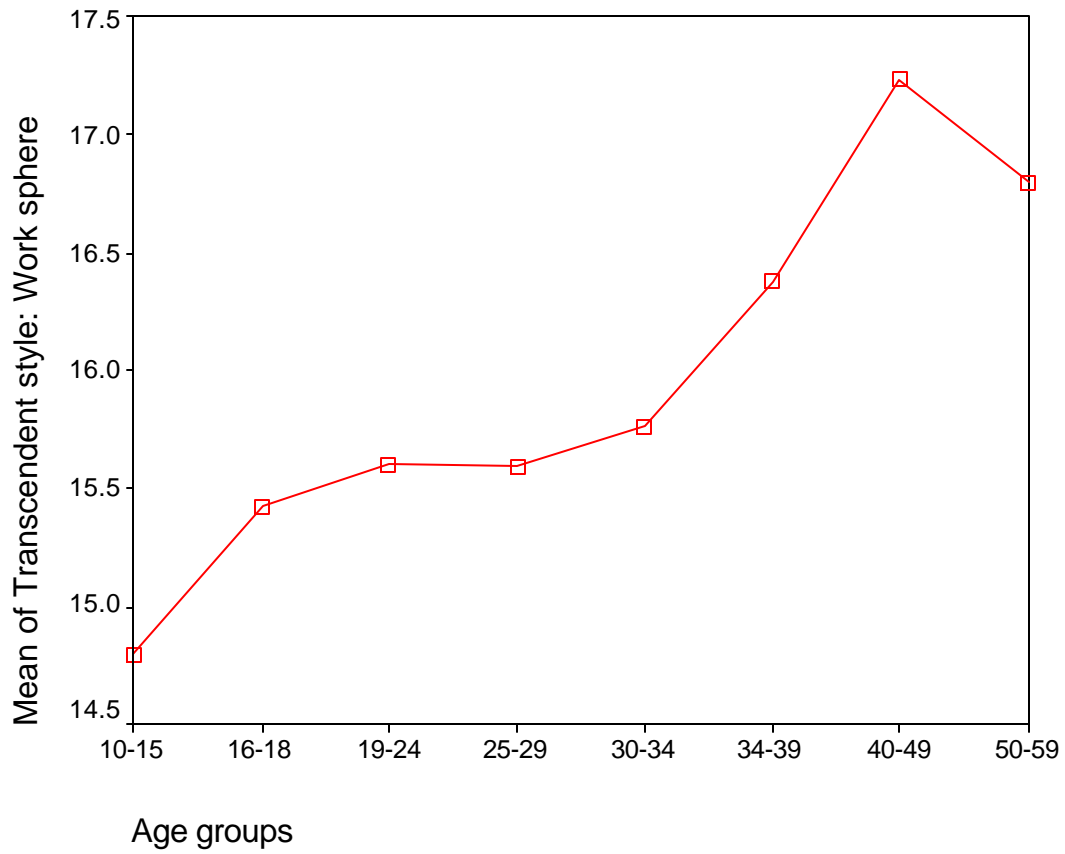
d) Romantic Sphere:

TRANSCENDENT STYLE IN THE ROMANTIC SPHERE AND AGE



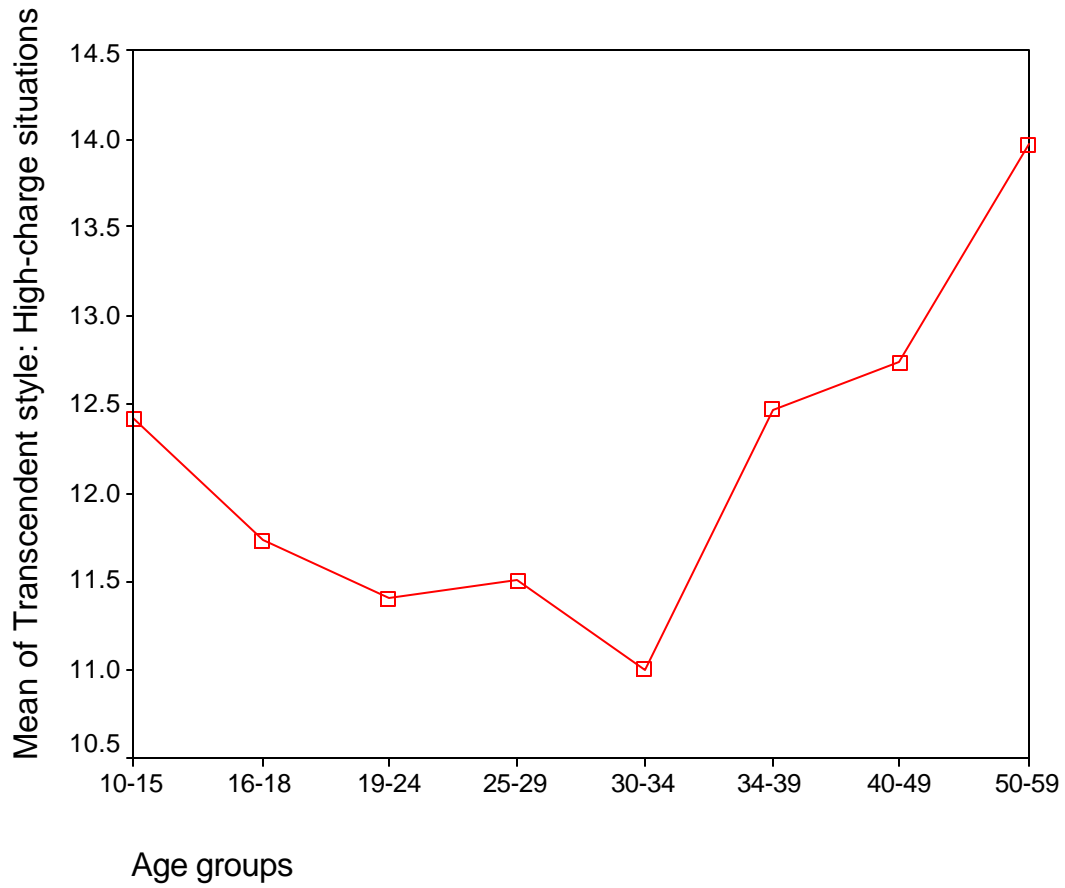
e) Work/School Sphere:

TRANSCENDENT STYLE IN THE WORK/SCHOOL SPHERE AND AGE



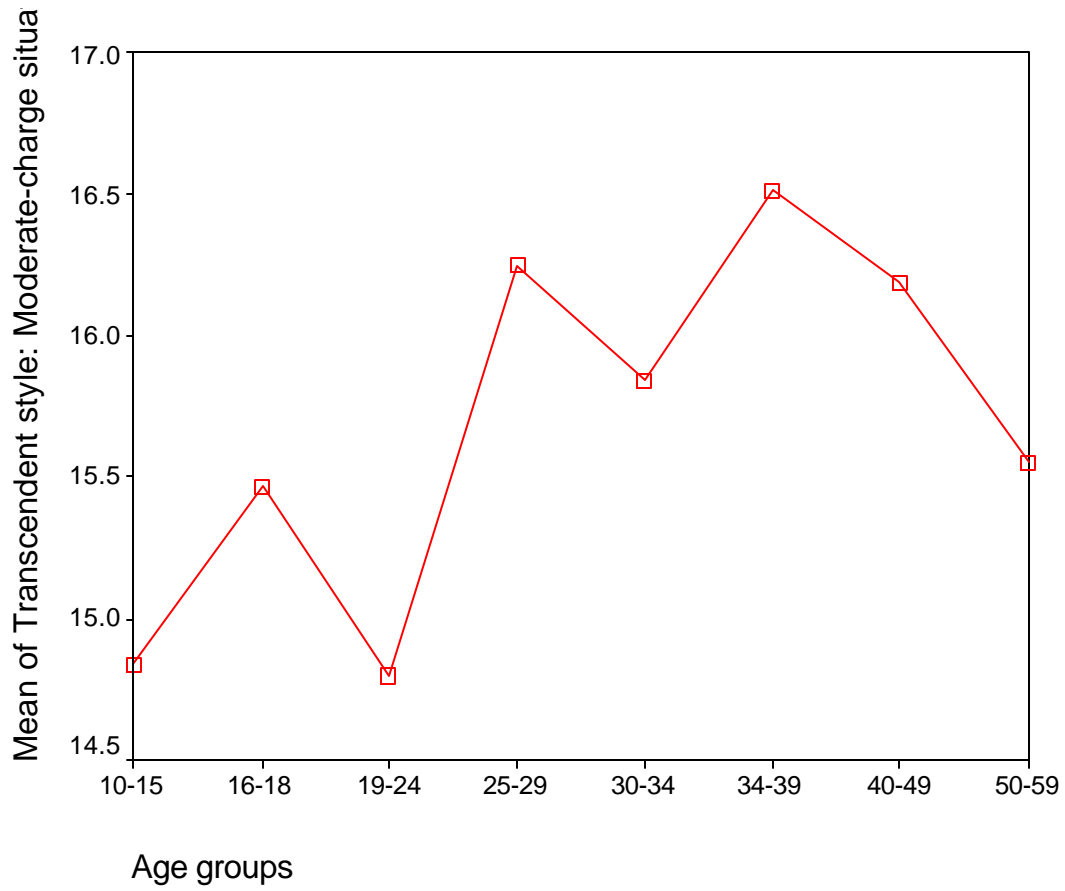
f) High-Charge Situations:

TRANSCENDENT STYLE IN HIGH-CHARGE SITUATIONS AND AGE



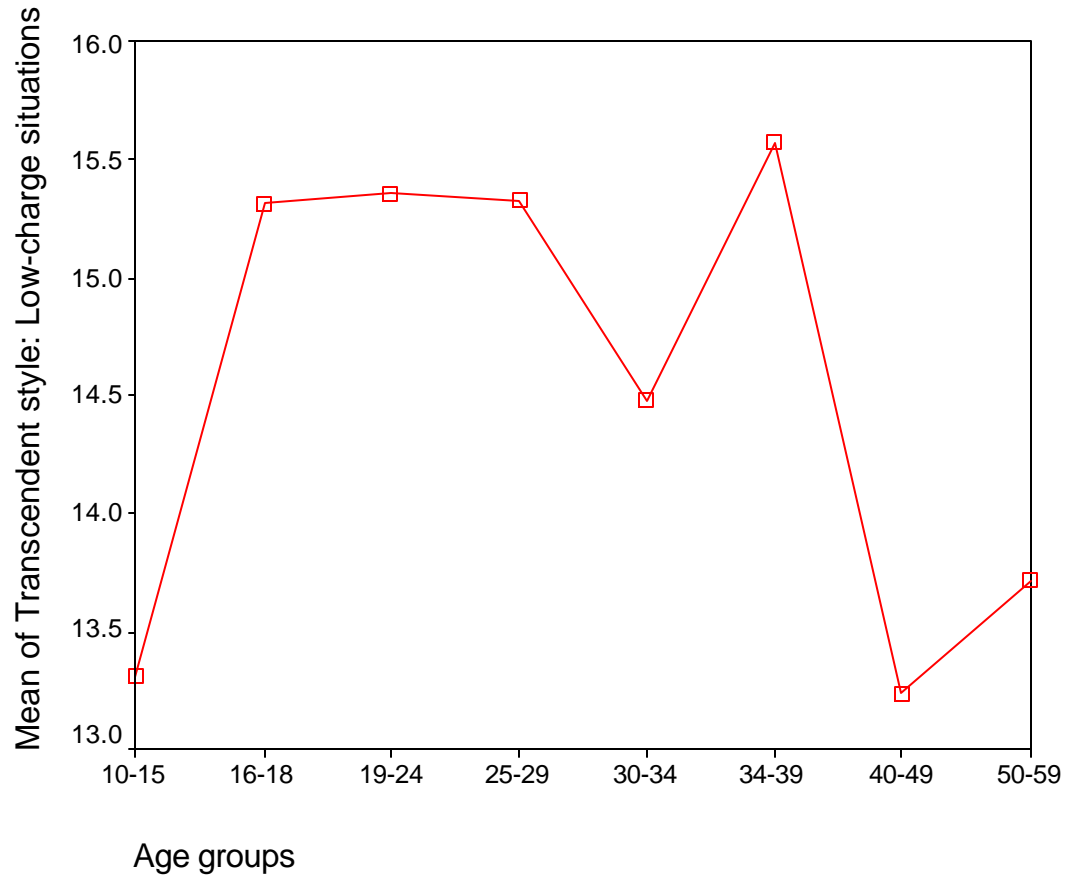
g) Moderate-Charge Situations:

TRANSCENDENT STYLE IN MODERATE-CHARGE SITUATIONS AND AGE



h) Low-Charge Situations:

TRANSCENDENT STYLE IN LOW-CHARGE SITUATIONS AND AGE



Gender Differences

Several statistically significant gender differences were identified. However, the mean differences are not always theoretically significant. Only mean differences of at least 1 point are reported here:

- ?? Women scored significantly higher than men in avoidant style with respect to the simple social sphere, the work/school sphere. Women also scored significantly higher than men in moderately charged situations.
- ?? Women scored significantly higher than men in compromising style on the general score and in all spheres. Women also scored significantly higher than men no matter what the social significance of the situation (high to low charge situations).
- ?? Women scored significantly higher than men in passive-aggressive style with respect to the romantic sphere.
- ?? Men scored significantly higher than women in accommodating style with respect to the romantic sphere.
- ?? Men scored significantly higher than women in avoidant style with respect to the romantic sphere.
- ?? Men scored significantly higher than women in competitive style on the general score and in the complex social sphere and the work/school sphere. Men also scores significantly higher then women in competitive style in both high-charged and low-charged situations.
- ?? Men scored significantly higher than women in dominating style on the general score and in all spheres (simple social, complex social, work/school), except the romantic sphere. Men also scored significantly higher than women no matter what the social significance of the situation (high to low charge situations).
- ?? Men scored significantly higher than women in transcendent style on the general score and in all spheres (complex social, romantic, work/school), except the simple social sphere. Men also scored significantly higher than women in both highly and moderately charged situations.

Group Statistics for Gender Differences

	GENDER	N	Mean	Std. Deviation	Std. Error Mean
Accommodating style: General score	Women	4966	18.75	7.77	.11
	Men	3007	19.55	7.77	.14
Accommodating style: Simple social sphere	Women	4966	9.23	10.91	.15
	Men	3007	9.68	11.07	.20
Accommodating style: Complex social sphere	Women	4966	23.61	15.83	.22
	Men	3007	23.13	16.20	.30
Accommodating style: Romantic sphere	Women	4966	19.95	14.16	.20
	Men	3007	21.26	14.43	.26
Accommodating style: Work sphere	Women	4966	12.45	11.73	.17
	Men	3007	13.31	11.91	.22
Accommodating style: High-charge situations	Women	4966	16.30	10.42	.15
	Men	3007	16.45	10.41	.19
Accommodating style: Moderate-charge situations	Women	4966	11.95	10.35	.15
	Men	3007	12.59	10.88	.20
Accommodating style: Low-charge situations	Women	4966	18.19	14.45	.21
	Men	3007	18.91	14.48	.26
Avoidant style: General score	Women	4966	12.84	9.22	.13
	Men	3007	11.87	9.01	.16
Avoidant style: Simple social sphere	Women	4966	16.02	16.10	.23
	Men	3007	13.35	14.78	.27
Avoidant style: Complex social sphere	Women	4966	9.56	12.38	.18
	Men	3007	9.14	11.80	.22
Avoidant style: Romantic sphere	Women	4966	8.75	11.34	.16
	Men	3007	10.31	12.13	.22
Avoidant style: Work sphere	Women	4966	10.14	11.82	.17
	Men	3007	8.06	11.27	.21
Avoidant style: High-charge situations	Women	4966	9.56	9.81	.14
	Men	3007	8.72	9.44	.17
Avoidant style: Moderate-charge situations	Women	4966	13.26	12.82	.18
	Men	3007	11.77	12.47	.23
Avoidant style: Low-charge situations	Women	4966	8.80	10.97	.16
	Men	3007	8.50	10.97	.20

Group Statistics for Gender Differences (Cont'd)

	GENDER	N	Mean	Std. Deviation	Std. Error Mean
Competitive style: General score	Women	4966	10.64	7.43	.11
	Men	3007	11.93	7.74	.14
Competitive style: Simple social sphere	Women	4966	10.04	11.62	.16
	Men	3007	10.69	11.83	.22
Competitive style: Complex social sphere	Women	4966	9.89	11.34	.16
	Men	3007	11.87	12.33	.22
Competitive style: Romantic sphere	Women	4966	7.59	10.66	.15
	Men	3007	7.59	10.73	.20
Competitive style: Work sphere	Women	4966	11.93	11.46	.16
	Men	3007	14.74	12.39	.23
Competitive style: High-charge situations	Women	4966	11.12	9.49	.13
	Men	3007	12.60	9.83	.18
Competitive style: Moderate-charge situations	Women	4966	8.12	9.34	.13
	Men	3007	8.63	9.45	.17
Competitive style: Low-charge situations	Women	4966	6.42	9.23	.13
	Men	3007	8.59	10.80	.20
Compromising style: General score	Women	4966	41.96	14.47	.21
	Men	3007	38.61	15.62	.28
Compromising style: Simple social sphere	Women	4966	37.99	22.11	.31
	Men	3007	36.41	22.79	.42
Compromising style: Complex social sphere	Women	4966	30.99	17.54	.25
	Men	3007	27.03	18.11	.33
Compromising style: Romantic sphere	Women	4966	43.30	21.65	.31
	Men	3007	38.91	22.16	.40
Compromising style: Work sphere	Women	4966	44.67	20.96	.30
	Men	3007	40.46	21.77	.40
Compromising style: High-charge situations	Women	4966	34.61	15.76	.22
	Men	3007	31.32	16.12	.29
Compromising style: Moderate-charge situations	Women	4966	42.14	19.71	.28
	Men	3007	39.84	21.63	.39
Compromising style: Low-charge situations	Women	4966	41.73	21.55	.31
	Men	3007	37.53	22.00	.40

Group Statistics for Gender Differences (Cont'd)

	GENDER	N	Mean	Std. Deviation	Std. Error Mean
Dominating style: General score	Women	4966	5.72	6.25	8.87E-02
	Men	3007	7.17	7.75	.14
Dominating style: Simple social sphere	Women	4966	10.03	12.54	.18
	Men	3007	12.55	14.13	.26
Dominating style: Complex social sphere	Women	4966	1.85	5.54	7.86E-02
	Men	3007	3.28	8.26	.15
Dominating style: Romantic sphere	Women	4966	4.27	8.62	.12
	Men	3007	4.76	9.26	.17
Dominating style: Work sphere	Women	4966	3.32	7.10	.10
	Men	3007	4.94	9.47	.17
Dominating style: High-charge situations	Women	4966	4.72	6.72	9.54E-02
	Men	3007	5.99	8.11	.15
Dominating style: Moderate-charge situations	Women	4966	5.33	7.96	.11
	Men	3007	6.86	9.36	.17
Dominating style: Low-charge situations	Women	4966	4.18	7.90	.11
	Men	3007	5.77	9.89	.18
Passive Aggressive style: General score	Women	4966	5.66	5.71	8.11E-02
	Men	3007	5.41	5.91	.11
Passive Aggressive style: Simple social sphere	Women	4966	6.06	11.17	.16
	Men	3007	6.10	11.40	.21
Passive Aggressive style: Complex social sphere	Women	4966	6.75	8.11	.12
	Men	3007	6.97	8.64	.16
Passive Aggressive style: Romantic sphere	Women	4966	6.37	9.75	.14
	Men	3007	5.34	9.77	.18
Passive Aggressive style: Work sphere	Women	4966	3.84	7.47	.11
	Men	3007	3.72	7.29	.13
Passive Aggressive style: High-charge situations	Women	4966	6.59	7.50	.11
	Men	3007	6.35	7.61	.14
Passive Aggressive style: Moderate-charge situations	Women	4966	4.88	7.94	.11
	Men	3007	4.09	7.79	.14
Passive Aggressive style: Low-charge situations	Women	4966	5.91	8.92	.13
	Men	3007	5.71	9.05	.16

Group Statistics for Gender Differences (Cont'd)

	GENDER	N	Mean	Std. Deviation	Std. Error Mean
Transcendent style: General score	Women	4966	13.76	8.73	.12
	Men	3007	15.06	9.73	.18
Transcendent style: Simple social sphere	Women	4966	12.37	13.80	.20
	Men	3007	12.96	14.59	.27
Transcendent style: Complex social sphere	Women	4966	17.36	14.77	.21
	Men	3007	18.58	15.91	.29
Transcendent style: Romantic sphere	Women	4966	9.78	10.70	.15
	Men	3007	11.83	12.19	.22
Transcendent style: Work sphere	Women	4966	15.36	14.50	.21
	Men	3007	16.62	15.59	.28
Transcendent style: High-charge situations	Women	4966	11.23	10.23	.15
	Men	3007	12.79	11.38	.21
Transcendent style: Moderate-charge situations	Women	4966	14.81	12.63	.18
	Men	3007	16.63	14.14	.26
Transcendent style: Low-charge situations	Women	4966	14.77	13.33	.19
	Men	3007	14.98	13.79	.25

Independent Samples Test for Gender Differences

	t-test for Equality of Means t	df	Sig. (2-tailed)	Mean Difference	Std. Error Difference
Accommodating style: General score	-4.453	7971	.000	-.80	.18
Accommodating style: Simple social sphere	-1.783	7971	.075	-.45	.25
Accommodating style: Complex social sphere	1.299	7971	.194	.48	.37
Accommodating style: Romantic sphere	-3.985	7971	.000	-1.31	.33
Accommodating style: Work sphere	-3.170	7971	.002	-.86	.27
Accommodating style: High-charge situations	-.630	7971	.529	-.15	.24
Accommodating style: Moderate-charge situations	-2.633	7971	.008	-.64	.24
Accommodating style: Low- charge situations	-2.156	7971	.031	-.72	.33
	-2.155	6329.262	.031	-.72	.33

Independent Samples Test for Gender Differences (Cont'd)

	t-test for Equality of Means t	df	Sig. (2-tailed)	Mean Difference	Std. Error Difference
Avoidant style: General score	4.609	7971	.000	.97	.21
Avoidant style: Simple social sphere	4.635 7.408	6455.111 7971	.000 .000	.97 2.67	.21 .36
Avoidant style: Complex social sphere	7.565 1.490	6762.783 7971	.000 .136	2.67 .42	.35 .28
Avoidant style: Romantic sphere	1.507 -5.763	6578.591 7971	.132 .000	.42 -1.55	.28 .27
Avoidant style: Work sphere	-5.669 7.731	6012.679 7971	.000 .000	-1.55 2.08	.27 .27
Avoidant style: High-charge situations	7.821 3.746	6574.835 7971	.000 .000	2.08 .84	.27 .22
Avoidant style: Moderate- charge situations	3.782 5.088	6532.920 7971	.000 .000	.84 1.49	.22 .29
Avoidant style: Low-charge situations	5.123 1.189	6478.236 7971	.000 .235	1.49 .30	.29 .25
	1.189	6341.409	.235	.30	.25

Independent Samples Test for Gender Differences (Cont'd)

	t-test for Equality of Means t	df	Sig. (2-tailed)	Mean Difference	Std. Error Difference
Competitive style: General score	-7.452	7971	.000	-1.30	.17
Competitive style: Simple social sphere	-7.378 -2.411	6140.516 7971	.000 .016	-1.30 -.65	.18 .27
Competitive style: Complex social sphere	-2.400 -7.313	6252.453 7971	.016 .000	-.65 -1.98	.27 .27
Competitive style: Romantic sphere	-7.164 -.023	5932.562 7971	.000 .982	-1.98 -5.67E-03	.28 .25
Competitive style: Work sphere	-.023 -10.266	6306.897 7971	.982 .000	-5.67E-03 -2.80	.25 .27
Competitive style: High- charge situations	-10.071 -6.639	5957.335 7971	.000 .000	-2.80 -1.48	.28 .22
Competitive style: Moderate-charge situations	-6.581 -2.322	6165.883 7971	.000 .020	-1.48 -.50	.22 .22
Competitive style: Low- charge situations	-2.315 -9.533	6281.849 7971	.021 .000	-.50 -2.17	.22 .23
	-9.175	5591.822	.000	-2.17	.24

Independent Samples Test for Gender Differences (Cont'd)

	t-test for Equality of Means t	df	Sig. (2-tailed)	Mean Difference	Std. Error Difference
Compromising style: General score	9.709	7971	.000	3.35	.34
Compromising style: Simple social sphere	9.529 3.050	5965.641 7971	.000 .002	3.35 1.58	.35 .52
Compromising style: Complex social sphere	3.028 9.645	6191.909 7971	.002 .000	1.58 3.96	.52 .41
Compromising style: Romantic sphere	9.570 8.685	6184.359 7971	.000 .000	3.96 4.38	.41 .50
Compromising style: Work sphere	8.635 8.577	6226.688 7971	.000 .000	4.38 4.22	.51 .49
Compromising style: High- charge situations	8.497 8.957	6153.282 7971	.000 .000	4.22 3.29	.50 .37
Compromising style: Moderate-charge situations	8.907 4.852	6227.414 7971	.000 .000	3.29 2.29	.37 .47
Compromising style: Low- charge situations	4.743 8.360	5887.528 7971	.000 .000	2.29 4.20	.48 .50
	8.318	6238.506	.000	4.20	.50

Independent Samples Test for Gender Differences (Cont'd)

	t-test for Equality of Means t	df	Sig. (2-tailed)	Mean Difference	Std. Error Difference
Dominating style: General score	-9.176	7971	.000	-1.45	.16
Dominating style: Simple social sphere	-8.710	5337.154	.000	-1.45	.17
Dominating style: Complex social sphere	-8.306	7971	.000	-2.53	.30
Dominating style: Romantic sphere	-8.066	5761.562	.000	-2.53	.31
Dominating style: Work sphere	-9.248	7971	.000	-1.43	.15
Dominating style: High- charge situations	-8.423	4657.995	.000	-1.43	.17
Dominating style: Moderate- charge situations	-2.408	7971	.016	-.49	.20
Dominating style: Low- charge situations	-2.365	5985.060	.018	-.49	.21
Dominating style: High- charge situations	-8.676	7971	.000	-1.62	.19
Dominating style: Moderate- charge situations	-8.097	5046.470	.000	-1.62	.20
Dominating style: Low- charge situations	-7.596	7971	.000	-1.28	.17
Dominating style: High- charge situations	-7.257	5454.510	.000	-1.28	.18
Dominating style: Moderate- charge situations	-7.777	7971	.000	-1.53	.20
Dominating style: Low- charge situations	-7.475	5567.063	.000	-1.53	.20
Dominating style: High- charge situations	-7.921	7971	.000	-1.59	.20
Dominating style: Moderate- charge situations	-7.501	5295.035	.000	-1.59	.21

Independent Samples Test for Gender Differences (Cont'd)

	t-test for Equality of Means t	df	Sig. (2-tailed)	Mean Difference	Std. Error Difference
Passive Aggressive style: General score	1.833	7971	.067	.25	.13
	1.818	6175.730	.069	.25	.13
Passive Aggressive style: Simple social sphere	-.146	7971	.884	-3.79E-02	.26
	-.145	6238.607	.885	-3.79E-02	.26
Passive Aggressive style: Complex social sphere	-1.160	7971	.246	-.22	.19
	-1.142	6026.808	.254	-.22	.20
Passive Aggressive style: Romantic sphere	4.562	7971	.000	1.03	.23
	4.559	6330.292	.000	1.03	.23
Passive Aggressive style: Work sphere	.714	7971	.475	.12	.17
	.719	6466.267	.472	.12	.17
Passive Aggressive style: High-charge situations	1.354	7971	.176	.24	.17
	1.350	6274.134	.177	.24	.17
Passive Aggressive style: Moderate-charge situations	4.358	7971	.000	.79	.18
	4.378	6435.748	.000	.79	.18
Passive Aggressive style: Low-charge situations	.946	7971	.344	.20	.21
	.943	6273.082	.346	.20	.21

Independent Samples Test for Gender Differences (Cont'd)

	t-test for Equality of Means t	df	Sig. (2-tailed)	Mean Difference	Std. Error Difference
Transcendent style: General score	-6.191	7971	.000	-1.30	.21
Transcendent style: Simple social sphere	-6.030 -1.818	5815.700 7971	.000 .069	-1.30 -.59	.22 .33
Transcendent style: Complex social sphere	-1.793 -3.477	6067.274 7971	.073 .001	-.59 -1.22	.33 .35
Transcendent style: Romantic sphere	-3.414 -7.859	5975.780 7971	.001 .000	-1.22 -2.05	.36 .26
Transcendent style: Work sphere	-7.613 -3.674	5712.064 7971	.000 .000	-2.05 -1.27	.27 .34
Transcendent style: High- charge situations	-3.609 -6.298	5986.099 7971	.000 .000	-1.27 -1.55	.35 .25
Transcendent style: Moderate-charge situations	-6.135 -5.971	5823.022 7971	.000 .000	-1.55 -1.82	.25 .31
Transcendent style: Low- charge situations	-5.809 -.672	5794.330 7971	.000 .502	-1.82 -.21	.31 .31
	-.666	6172.965	.505	-.21	.31

ANNEX 1 -Descriptive Statistics

	Accommodating style	Avoidant style	Competitive style	Compromising style	Dominating style	Passive Aggres. style	Transcendent style
N	13930	13930	13930	13930	13930	13930	13930
Mean	19.05	12.86	11.41	39.60	6.70	5.84	14.15
Std. Error of Mean	6.51E-02	7.74E-02	6.47E-02	.13	6.05E-02	5.06E-02	7.63E-02
Median	17.65	11.76	8.82	38.24	5.88	3.33	12.90
Mode	18	9	6	35	0	3	10
Std. Deviation	7.69	9.14	7.64	15.28	7.15	5.98	9.01
Variance	59.08	83.49	58.38	233.36	51.06	35.72	81.12
Skewness	.298	1.184	.894	.109	2.043	1.589	1.049
Std. Error of Skewness	.021	.021	.021	.021	.021	.021	.021
Kurtosis	-.007	2.313	1.101	-.401	7.822	3.590	1.834
Std. Error of Kurtosis	.042	.042	.042	.042	.042	.042	.042
Range	53	71	56	91	76	50	74
Minimum	0	0	0	0	0	0	0
Maximum	53	71	56	91	76	50	74
Percentiles							
5	5.88	.00	.00	14.71	.00	.00	3.23
10	8.82	2.94	2.94	20.59	.00	.00	3.23
15	11.76	2.94	2.94	23.53	.00	.00	6.45
20	11.76	5.88	5.88	26.47	.00	.00	6.45
25	14.71	5.88	5.88	29.41	2.94	.00	6.45
30	14.71	5.88	5.88	29.41	2.94	3.33	9.68
35	14.71	8.82	8.82	32.35	2.94	3.33	9.68
40	17.65	8.82	8.82	35.29	2.94	3.33	9.68
45	17.65	8.82	8.82	38.24	2.94	3.33	12.90
50	17.65	11.76	8.82	38.24	5.88	3.33	12.90
55	20.59	11.76	11.76	41.18	5.88	3.33	12.90
60	20.59	14.71	11.76	44.12	5.88	6.67	16.13
65	20.59	14.71	14.71	47.06	5.88	6.67	16.13
70	23.53	14.71	14.71	47.06	8.82	6.67	16.13
75	23.53	17.65	14.71	50.00	8.82	10.00	19.35
80	26.47	20.59	17.65	52.94	11.76	10.00	19.35
85	26.47	20.59	20.59	55.88	14.71	10.00	22.58
90	29.41	23.53	20.59	58.82	14.71	13.33	25.81
95	32.35	29.41	26.47	64.71	20.59	16.67	32.26
97	35.29	32.35	29.41	67.65	23.53	20.00	35.48
99	38.24	41.18	32.35	73.53	29.41	26.67	41.94

ANNEX 2 – ANOVA: Accommodating Style

		df	F	Sig.
Accommodating style: General score	Between Groups	4	62.459	.000
	Within Groups	8189		
	Total	8193		
Accommodating style: Simple social sphere	Between Groups	4	8.723	.000
	Within Groups	8189		
	Total	8193		
Accommodating style: Complex social sphere	Between Groups	4	23.030	.000
	Within Groups	8189		
	Total	8193		
Accommodating style: Romantic sphere	Between Groups	4	15.041	.000
	Within Groups	8189		
	Total	8193		
Accommodating style: Work sphere	Between Groups	4	15.923	.000
	Within Groups	8189		
	Total	8193		
Accommodating style: High-charge situations	Between Groups	4	27.484	.000
	Within Groups	8189		
	Total	8193		
Accommodating style: Moderate-charge situations	Between Groups	4	11.458	.000
	Within Groups	8189		
	Total	8193		
Accommodating style: Low-charge situations	Between Groups	4	35.059	.000
	Within Groups	8189		
	Total	8193		

ANNEX 3 – ANOVA: Avoidant Style

		df	F	Sig.
Avoidant style: General score	Between Groups	4	406.615	.000
	Within Groups	8189		
	Total	8193		
Avoidant style: Simple social sphere	Between Groups	4	129.631	.000
	Within Groups	8189		
	Total	8193		
Avoidant style: Complex social sphere	Between Groups	4	149.339	.000
	Within Groups	8189		
	Total	8193		
Avoidant style: Romantic sphere	Between Groups	4	70.934	.000
	Within Groups	8189		
	Total	8193		
Avoidant style: Work sphere	Between Groups	4	187.956	.000
	Within Groups	8189		
	Total	8193		
Avoidant style: High-charge situations	Between Groups	4	213.678	.000
	Within Groups	8189		
	Total	8193		
Avoidant style: Moderate-charge situations	Between Groups	4	197.037	.000
	Within Groups	8189		
	Total	8193		
Avoidant style: Low-charge situations	Between Groups	4	85.315	.000
	Within Groups	8189		
	Total	8193		

ANNEX 4 – ANOVA: Competitive Style

		df	F	Sig.
Competitive style: General score	Between Groups	4	233.064	.000
	Within Groups	8189		
	Total	8193		
Competitive style: Simple social sphere	Between Groups	4	51.127	.000
	Within Groups	8189		
	Total	8193		
Competitive style: Complex social sphere	Between Groups	4	87.809	.000
	Within Groups	8189		
	Total	8193		
Competitive style: Romantic sphere	Between Groups	4	101.515	.000
	Within Groups	8189		
	Total	8193		
Competitive style: Work sphere	Between Groups	4	59.706	.000
	Within Groups	8189		
	Total	8193		
Competitive style: High-charge situations	Between Groups	4	111.899	.000
	Within Groups	8189		
	Total	8193		
Competitive style: Moderate-charge situations	Between Groups	4	71.685	.000
	Within Groups	8189		
	Total	8193		
Competitive style: Low-charge situations	Between Groups	4	82.843	.000
	Within Groups	8189		
	Total	8193		

ANNEX 5 – ANOVA: Compromising Style

		df	F	Sig.
Compromising style: General score	Between Groups	4	239.520	.000
	Within Groups	8189		
	Total	8193		
Compromising style: Simple social sphere	Between Groups	4	154.407	.000
	Within Groups	8189		
	Total	8193		
Compromising style: Complex social sphere	Between Groups	4	44.343	.000
	Within Groups	8189		
	Total	8193		
Compromising style: Romantic sphere	Between Groups	4	157.279	.000
	Within Groups	8189		
	Total	8193		
Compromising style: Work sphere	Between Groups	4	137.835	.000
	Within Groups	8189		
	Total	8193		
Compromising style: High-charge situations	Between Groups	4	172.091	.000
	Within Groups	8189		
	Total	8193		
Compromising style: Moderate-charge situations	Between Groups	4	175.190	.000
	Within Groups	8189		
	Total	8193		
Compromising style: Low-charge situations	Between Groups	4	110.955	.000
	Within Groups	8189		
	Total	8193		

ANNEX 6 – ANOVA: Dominating Style

		df	F	Sig.
Dominating style: General score	Between Groups	4	335.682	.000
	Within Groups	8189		
	Total	8193		
Dominating style: Simple social sphere	Between Groups	4	107.654	.000
	Within Groups	8189		
	Total	8193		
Dominating style: Complex social sphere	Between Groups	4	95.392	.000
	Within Groups	8189		
	Total	8193		
Dominating style: Romantic sphere	Between Groups	4	107.743	.000
	Within Groups	8189		
	Total	8193		
Dominating style: Work sphere	Between Groups	4	128.462	.000
	Within Groups	8189		
	Total	8193		
Dominating style: High-charge situations	Between Groups	4	148.472	.000
	Within Groups	8189		
	Total	8193		
Dominating style: Moderate-charge situations	Between Groups	4	135.498	.000
	Within Groups	8189		
	Total	8193		
Dominating style: Low-charge situations	Between Groups	4	86.100	.000
	Within Groups	8189		
	Total	8193		

ANNEX 7 – ANOVA: Passive-Aggressive Style

		df	F	Sig.
Passive Aggressive style: General score	Between Groups	4	184.750	.000
	Within Groups	8189		
	Total	8193		
Passive Aggressive style: Simple social sphere	Between Groups	4	70.814	.000
	Within Groups	8189		
	Total	8193		
Passive Aggressive style: Complex social sphere	Between Groups	4	43.765	.000
	Within Groups	8189		
	Total	8193		
Passive Aggressive style: Romantic sphere	Between Groups	4	120.881	.000
	Within Groups	8189		
	Total	8193		
Passive Aggressive style: Work sphere	Between Groups	4	80.118	.000
	Within Groups	8189		
	Total	8193		
Passive Aggressive style: High-charge situations	Between Groups	4	104.675	.000
	Within Groups	8189		
	Total	8193		
Passive Aggressive style: Moderate-charge situations	Between Groups	4	121.743	.000
	Within Groups	8189		
	Total	8193		
Passive Aggressive style: Low-charge situations	Between Groups	4	74.187	.000
	Within Groups	8189		
	Total	8193		

ANNEX 8 – ANOVA: Transcendent Style

		df	F	Sig.
Transcendent style: General score	Between Groups	4	43.722	.000
	Within Groups	8189		
	Total	8193		
Transcendent style: Simple social sphere	Between Groups	4	27.691	.000
	Within Groups	8189		
	Total	8193		
Transcendent style: Complex social sphere	Between Groups	4	25.005	.000
	Within Groups	8189		
	Total	8193		
Transcendent style: Romantic sphere	Between Groups	4	9.580	.000
	Within Groups	8189		
	Total	8193		
Transcendent style: Work sphere	Between Groups	4	27.612	.000
	Within Groups	8189		
	Total	8193		
Transcendent style: High-charge situations	Between Groups	4	27.410	.000
	Within Groups	8189		
	Total	8193		
Transcendent style: Moderate-charge situations	Between Groups	4	22.011	.000
	Within Groups	8189		
	Total	8193		
Transcendent style: Low-charge situations	Between Groups	4	18.405	.000
	Within Groups	8189		
	Total	8193		

Annex 9 -Homogeneous Subsets: General Reaction to Conflict

The following tables present the homogeneous subsets for all styles in general score, all spheres, and all levels of social significance of a given situation with respect to reaction to conflict.

Accommodating style: General score

Tukey HSD

	N	Subset for alpha = .05			
		1	2	3	4
How do you generally react to conflict?					
I am a fighter.	691	15.40			
I assert myself forcefully.	1253		17.80		
I approach it calmly and rationally.	4845			19.50	
I walk away.	627			20.16	20.16
I act like nothing is wrong.	778				20.54
Sig.		1.000	1.000	.331	.822

Means for groups in homogeneous subsets are displayed.

a Uses Harmonic Mean Sample Size = 937.751.

b the group sizes are unequal. The harmonic mean of the group sizes is used. Type I error levels are not guaranteed.

Accommodating style: Simple social sphere

Tukey HSD

	N	Subset for alpha = .05		
		1	2	3
How do you generally react to conflict?				
I am a fighter.	691	8.02		
I approach it calmly and rationally.	4845	9.28	9.28	
I assert myself forcefully.	1253	9.30	9.30	
I walk away.	627		10.05	10.05
I act like nothing is wrong.	778			11.20
Sig.		.083	.549	.151

Means for groups in homogeneous subsets are displayed.

a Uses Harmonic Mean Sample Size = 937.751.

b The group sizes are unequal. The harmonic mean of the group sizes is used. Type I error levels are not guaranteed.

Accommodating style: Complex social sphere

Tukey HSD

	N	Subset for alpha = .05		
How do you generally react to conflict?		1	2	3
I am a fighter.	691	18.78		
I approach it calmly and rationally.	1253		21.81	
I assert myself forcefully.	778		23.07	23.07
I walk away.	627		23.13	23.13
I act like nothing is wrong.	4845			24.44
Sig.		1.000	.375	.338

Means for groups in homogeneous subsets are displayed.

a Uses Harmonic Mean Sample Size = 937.751.

b The group sizes are unequal. The harmonic mean of the group sizes is used. Type I error levels are not guaranteed.

Accommodating style: Romantic sphere

Tukey HSD

	N	Subset for alpha = .05		
How do you generally react to conflict?		1	2	3
I am a fighter.	691	16.77		
I assert myself forcefully.	1253		19.92	
I approach it calmly and rationally.	4845		20.85	20.85
I walk away.	627		21.07	21.07
I act like nothing is wrong.	778			21.80
Sig.		1.000	.401	.593

Means for groups in homogeneous subsets are displayed.

a Uses Harmonic Mean Sample Size = 937.751.

b The group sizes are unequal. The harmonic mean of the group sizes is used. Type I error levels are not guaranteed.

Accommodating style: Work sphere

Tukey HSD

	N	Subset for alpha = .05			
How do you generally react to conflict?		1	2	3	4
I am a fighter.	691	10.18			
I assert myself forcefully.	1253		12.08		
I approach it calmly and rationally.	4845		12.86	12.86	
I walk away.	627			14.14	14.14
I act like nothing is wrong.	778				14.51
Sig.		1.000	.598	.129	.961

Means for groups in homogeneous subsets are displayed.

a Uses Harmonic Mean Sample Size = 937.751.

b The group sizes are unequal. The harmonic mean of the group sizes is used. Type I error levels are not guaranteed.

Accommodating style: High-charge situations

Tukey HSD

	N	Subset for alpha = .05		
How do you generally react to conflict?		1	2	3
I am a fighter.	691	12.87		
I assert myself forcefully.	1253		15.58	
I walk away.	627		15.96	15.96
I act like nothing is wrong.	778		16.36	16.36
I approach it calmly and rationally.	4845			17.07
Sig.		1.000	.474	.135

Means for groups in homogeneous subsets are displayed.

a Uses Harmonic Mean Sample Size = 937.751.

b The group sizes are unequal. The harmonic mean of the group sizes is used. Type I error levels are not guaranteed.

Accommodating style: Moderate-charge situations

Tukey HSD

	N	Subset for alpha = .05		
How do you generally react to conflict?		1	2	3
I am a fighter.	691	10.19		
I assert myself forcefully.	1253		11.65	
I approach it calmly and rationally.	4845		12.26	12.26
I act like nothing is wrong.	778			13.30
I walk away.	627			13.41
Sig.		1.000	.717	.123

Means for groups in homogeneous subsets are displayed.

a Uses Harmonic Mean Sample Size = 937.751.

b The group sizes are unequal. The harmonic mean of the group sizes is used. Type I error levels are not guaranteed.

Accommodating style: Low-charge situations

Tukey HSD

	N	Subset for alpha = .05			
How do you generally react to conflict?		1	2	3	4
I am a fighter.	691	14.91			
I assert myself forcefully.	1253		17.39		
I approach it calmly and rationally.	4845		18.19		
I walk away.	627			20.93	
I act like nothing is wrong.	778				22.77
Sig.		1.000	.746	1.000	1.000

Means for groups in homogeneous subsets are displayed.

a Uses Harmonic Mean Sample Size = 937.751.

b The group sizes are unequal. The harmonic mean of the group sizes is used. Type I error levels are not guaranteed.

Avoidant style: General score

Tukey HSD

	N	Subset for alpha = .05	
How do you generally react to conflict?		1	2
I approach it calmly and rationally.	4845	10.72	
I am a fighter.	691	10.81	
I assert myself forcefully.	1253	11.17	
I walk away.	627		20.63
I act like nothing is wrong.	778		20.69
Sig.		.767	1.000

Means for groups in homogeneous subsets are displayed.

a Uses Harmonic Mean Sample Size = 937.751.

b The group sizes are unequal. The harmonic mean of the group sizes is used. Type I error levels are not guaranteed.

Avoidant style: Simple social sphere

Tukey HSD

	N	Subset for alpha = .05	
How do you generally react to conflict?		1	2
I am a fighter.	691	12.49	
I approach it calmly and rationally.	4845	13.16	
I assert myself forcefully.	1253	14.18	
I walk away.	627		23.03
I act like nothing is wrong.	778		23.61
Sig.		.111	.923

Means for groups in homogeneous subsets are displayed.

a Uses Harmonic Mean Sample Size = 937.751.

b The group sizes are unequal. The harmonic mean of the group sizes is used. Type I error levels are not guaranteed.

Avoidant style: Complex social sphere

Tukey HSD

	N	Subset for alpha = .05	
How do you generally react to conflict?		1	2
I approach it calmly and rationally.	4845	7.95	
I am a fighter.	691	8.00	
I assert myself forcefully.	1253	8.25	
I walk away.	627		16.33
I act like nothing is wrong.	778		16.50
Sig.		.982	.998

Means for groups in homogeneous subsets are displayed.

a Uses Harmonic Mean Sample Size = 937.751.

b The group sizes are unequal. The harmonic mean of the group sizes is used. Type I error levels are not guaranteed.

Avoidant style: Romantic sphere

Tukey HSD

	N	Subset for alpha = .05	
How do you generally react to conflict?		1	2
I approach it calmly and rationally.	4845	8.35	
I assert myself forcefully.	1253	8.45	
I am a fighter.	691	8.63	
I act like nothing is wrong.	778		13.67
I walk away.	627		14.47
Sig.		.985	.553

Means for groups in homogeneous subsets are displayed.

a Uses Harmonic Mean Sample Size = 937.751.

b The group sizes are unequal. The harmonic mean of the group sizes is used. Type I error levels are not guaranteed.

Avoidant style: Work sphere

Tukey HSD

	N	Subset for alpha =		
		.05		
How do you generally react to conflict?		1	2	3
I approach it calmly and rationally.	4845	7.20		
I assert myself forcefully.	1253		9.72	
I am a fighter.	691		9.82	
I walk away.	627			15.70
I act like nothing is wrong.	778			17.02
Sig.		1.000	1.000	.077

Means for groups in homogeneous subsets are displayed.

a Uses Harmonic Mean Sample Size = 937.751.

b The group sizes are unequal. The harmonic mean of the group sizes is used. Type I error levels are not guaranteed.

Avoidant style: High-charge situations

Tukey HSD

	N	Subset for alpha =		
		.05		
How do you generally react to conflict?		1		2
I approach it calmly and rationally.	4845	7.88		
I assert myself forcefully.	1253	8.01		
I am a fighter.	691	8.11		
I walk away.	627			15.58
I act like nothing is wrong.	778			16.01
Sig.		.981		.854

Means for groups in homogeneous subsets are displayed.

a Uses Harmonic Mean Sample Size = 937.751.

b The group sizes are unequal. The harmonic mean of the group sizes is used. Type I error levels are not guaranteed.

Avoidant style: Moderate-charge situations

Tukey HSD

	N	Subset for alpha = .05		
How do you generally react to conflict?		1	2	3
I approach it calmly and rationally.	4845	10.50		
I am a fighter.	691	11.82	11.82	
I assert myself forcefully.	1253		12.59	
I walk away.	627			20.32
I act like nothing is wrong.	778			21.13
Sig.		.127	.642	.594

Means for groups in homogeneous subsets are displayed.

a Uses Harmonic Mean Sample Size = 937.751.

b The group sizes are unequal. The harmonic mean of the group sizes is used. Type I error levels are not guaranteed.

Avoidant style: Low-charge situations

Tukey HSD

	N	Subset for alpha = .05		
How do you generally react to conflict?		1		2
I approach it calmly and rationally.	4845	7.45		
I am a fighter.	691	8.25		
I assert myself forcefully.	1253	8.80		
I act like nothing is wrong.	778			13.38
I walk away.	627			13.56
Sig.		.051		.997

Means for groups in homogeneous subsets are displayed.

a Uses Harmonic Mean Sample Size = 937.751.

b The group sizes are unequal. The harmonic mean of the group sizes is used. Type I error levels are not guaranteed.

Competitive style: General score

Tukey HSD

	N	Subset for alpha =		
		.05		
How do you generally react to conflict?		1	2	3
I walk away.	627	9.37		
I act like nothing is wrong.	778	9.44		
I approach it calmly and rationally.	4845	9.92		
I assert myself forcefully.	1253		14.72	
I am a fighter.	691			16.61
Sig.		.457	1.000	1.000

Means for groups in homogeneous subsets are displayed.

a Uses Harmonic Mean Sample Size = 937.751.

b The group sizes are unequal. The harmonic mean of the group sizes is used. Type I error levels are not guaranteed.

Competitive style: Simple social sphere

Tukey HSD

	N	Subset for alpha =		
		.05		
How do you generally react to conflict?		1		2
I act like nothing is wrong.	778	8.19		
I walk away.	627	8.20		
I approach it calmly and rationally.	4845	9.63		
I assert myself forcefully.	1253			13.23
I am a fighter.	691			13.73
Sig.		.054		.880

Means for groups in homogeneous subsets are displayed.

a Uses Harmonic Mean Sample Size = 937.751.

b The group sizes are unequal. The harmonic mean of the group sizes is used. Type I error levels are not guaranteed.

Competitive style: Complex social sphere

Tukey HSD

	N	Subset for alpha = .05	
How do you generally react to conflict?		1	2
I act like nothing is wrong.	778	8.24	
I walk away.	627	8.77	
I approach it calmly and rationally.	4845	9.59	
I assert myself forcefully.	1253		14.31
I am a fighter.	691		15.72
Sig.		.084	.061

Means for groups in homogeneous subsets are displayed.

a Uses Harmonic Mean Sample Size = 937.751.

b The group sizes are unequal. The harmonic mean of the group sizes is used. Type I error levels are not guaranteed.

Competitive style: Romantic sphere

Tukey HSD

	N	Subset for alpha = .05		
How do you generally react to conflict?		1	2	3
I approach it calmly and rationally.	4845	6.25		
I walk away.	627	6.32		
I act like nothing is wrong.	778	6.92		
I assert myself forcefully.	1253		11.03	
I am a fighter.	691			12.90
Sig.		.634	1.000	1.000

Means for groups in homogeneous subsets are displayed.

a Uses Harmonic Mean Sample Size = 937.751.

b The group sizes are unequal. The harmonic mean of the group sizes is used. Type I error levels are not guaranteed.

Competitive style: Work sphere

Tukey HSD

	N	Subset for alpha = .05			
How do you generally react to conflict?		1	2	3	4
I act like nothing is wrong.	778	10.28			
I walk away.	627	10.37			
I approach it calmly and rationally.	4845		12.47		
I assert myself forcefully.	1253			15.54	
I am a fighter.	691				17.40
Sig.		1.000	1.000	1.000	1.000

Means for groups in homogeneous subsets are displayed.

a Uses Harmonic Mean Sample Size = 937.751.

b The group sizes are unequal. The harmonic mean of the group sizes is used. Type I error levels are not guaranteed.

Competitive style: High-charge situations

Tukey HSD

	N	Subset for alpha = .05			
How do you generally react to conflict?		1	2	3	
I act like nothing is wrong.	778	9.38			
I walk away.	627	9.57			
I approach it calmly and rationally.	4845		10.77		
I assert myself forcefully.	1253				15.08
I am a fighter.	691				16.21
Sig.		.993	1.000		.069

Means for groups in homogeneous subsets are displayed.

a Uses Harmonic Mean Sample Size = 937.751.

b The group sizes are unequal. The harmonic mean of the group sizes is used. Type I error levels are not guaranteed.

Competitive style: Moderate-charge situations

Tukey HSD

	N	Subset for alpha = .05	
How do you generally react to conflict?		1	2
I walk away.	627	6.95	
I act like nothing is wrong.	778	7.40	
I approach it calmly and rationally.	4845	7.41	
I assert myself forcefully.	1253		10.98
I am a fighter.	691		12.05
Sig.		.824	.086

Means for groups in homogeneous subsets are displayed.

a Uses Harmonic Mean Sample Size = 937.751.

b The group sizes are unequal. The harmonic mean of the group sizes is used. Type I error levels are not guaranteed.

Competitive style: Low-charge situations

Tukey HSD

	N	Subset for alpha = .05			
How do you generally react to conflict?		1	2	3	4
I act like nothing is wrong.	778	5.22			
I walk away.	627	5.80	5.80		
I approach it calmly and rationally.	4845		6.47		
I assert myself forcefully.	1253			9.56	
I am a fighter.	691				12.25
Sig.		.698	.574	1.000	1.000

Means for groups in homogeneous subsets are displayed.

a Uses Harmonic Mean Sample Size = 937.751.

b The group sizes are unequal. The harmonic mean of the group sizes is used. Type I error levels are not guaranteed.

Compromising style: General score

Tukey HSD

	N	Subset for alpha =		
		.05		
How do you generally react to conflict?		1	2	3
I am a fighter.	691	32.41		
I walk away.	627	33.42		
I act like nothing is wrong.	778	33.81		
I assert myself forcefully.	1253		38.13	
I approach it calmly and rationally.	4845			44.46
Sig.		.205	1.000	1.000

Means for groups in homogeneous subsets are displayed.

a Uses Harmonic Mean Sample Size = 937.751.

b The group sizes are unequal. The harmonic mean of the group sizes is used. Type I error levels are not guaranteed.

Compromising style: Simple social sphere

Tukey HSD

	N	Subset for alpha =		
		.05		
How do you generally react to conflict?		1	2	3
I am a fighter.	691	28.34		
I walk away.	627	28.43		
I act like nothing is wrong.	778	29.45		
I assert myself forcefully.	1253		33.03	
I approach it calmly and rationally.	4845			42.13
Sig.		.801	1.000	1.000

Means for groups in homogeneous subsets are displayed.

a Uses Harmonic Mean Sample Size = 937.751.

b The group sizes are unequal. The harmonic mean of the group sizes is used. Type I error levels are not guaranteed.

Compromising style: Complex social sphere

Tukey HSD

	N	Subset for alpha = .05	
How do you generally react to conflict?		1	2
I walk away.	627	24.68	
I act like nothing is wrong.	778	25.29	
I am a fighter.	691	25.54	
I assert myself forcefully.	1253		29.36
I approach it calmly and rationally.	4845		31.34
Sig.		.830	.110

Means for groups in homogeneous subsets are displayed.

a Uses Harmonic Mean Sample Size = 937.751.

b The group sizes are unequal. The harmonic mean of the group sizes is used. Type I error levels are not guaranteed.

Compromising style: Romantic sphere

Tukey HSD

	N	Subset for alpha = .05		
How do you generally react to conflict?		1	2	3
I am a fighter.	691	31.42		
I walk away.	627	33.75		
I act like nothing is wrong.	778	34.06		
I assert myself forcefully.	1253		37.25	
I approach it calmly and rationally.	4845			46.21
Sig.		.053	1.000	1.000

Means for groups in homogeneous subsets are displayed.

a Uses Harmonic Mean Sample Size = 937.751.

b The group sizes are unequal. The harmonic mean of the group sizes is used. Type I error levels are not guaranteed.

Compromising style: Work sphere

Tukey HSD

	N	Subset for alpha = .05		
How do you generally react to conflict?		1	2	3
I act like nothing is wrong.	778	33.70		
I walk away.	627	34.66		
I am a fighter.	691	35.17		
I assert myself forcefully.	1253		41.54	
I approach it calmly and rationally.	4845			47.10
Sig.		.546	1.000	1.000

Means for groups in homogeneous subsets are displayed.

a Uses Harmonic Mean Sample Size = 937.751.

b The group sizes are unequal. The harmonic mean of the group sizes is used. Type I error levels are not guaranteed.

Compromising style: High-charge situations

Tukey HSD

	N	Subset for alpha = .05		
How do you generally react to conflict?		1	2	3
I am a fighter.	691	26.48		
I act like nothing is wrong.	778	26.63		
I walk away.	627	26.71		
I assert myself forcefully.	1253		30.73	
I approach it calmly and rationally.	4845			36.83
Sig.		.998	1.000	1.000

Means for groups in homogeneous subsets are displayed.

a Uses Harmonic Mean Sample Size = 937.751.

b The group sizes are unequal. The harmonic mean of the group sizes is used. Type I error levels are not guaranteed.

Compromising style: Low-charge situations

Tukey HSD

	N	Subset for alpha =		
		.05		
How do you generally react to conflict?		1	2	3
I act like nothing is wrong.	778	32.05		
I walk away.	627	32.40		
I am a fighter.	691	32.47		
I assert myself forcefully.	1253		38.34	
I approach it calmly and rationally.	4845			43.87
Sig.		.993	1.000	1.000

Means for groups in homogeneous subsets are displayed.

a Uses Harmonic Mean Sample Size = 937.751.

b The group sizes are unequal. The harmonic mean of the group sizes is used. Type I error levels are not guaranteed.

Dominating style: General score

Tukey HSD

	N	Subset for alpha =		
		.05		
How do you generally react to conflict?		1	2	3
I approach it calmly and rationally.	4845	4.86		
I act like nothing is wrong.	778	5.40		
I walk away.	627	5.63		
I assert myself forcefully.	1253		8.79	
I am a fighter.	691			13.59
Sig.		.069	1.000	1.000

Means for groups in homogeneous subsets are displayed.

a Uses Harmonic Mean Sample Size = 937.751.

b The group sizes are unequal. The harmonic mean of the group sizes is used. Type I error levels are not guaranteed.

Dominating style: Simple social sphere

Tukey HSD

	N	Subset for alpha = .05			
How do you generally react to conflict?		1	2	3	4
I walk away.	627	8.11			
I act like nothing is wrong.	778	8.35	8.35		
I approach it calmly and rationally.	4845		9.80		
I assert myself forcefully.	1253			14.68	
I am a fighter.	691				18.32
Sig.		.994	.111	1.000	1.000

Means for groups in homogeneous subsets are displayed.

a Uses Harmonic Mean Sample Size = 937.751.

b The group sizes are unequal. The harmonic mean of the group sizes is used. Type I error levels are not guaranteed.

Dominating style: Complex social sphere

Tukey HSD

	N	Subset for alpha = .05			
How do you generally react to conflict?		1	2	3	
I approach it calmly and rationally.	4845	1.62			
I act like nothing is wrong.	778	2.27	2.27		
I walk away.	627		2.79		
I assert myself forcefully.	1253		3.04		
I am a fighter.	691				6.75
Sig.		.207	.081		1.000

Means for groups in homogeneous subsets are displayed.

a Uses Harmonic Mean Sample Size = 937.751.

b The group sizes are unequal. The harmonic mean of the group sizes is used. Type I error levels are not guaranteed.

Dominating style: Romantic sphere

Tukey HSD

	N	Subset for alpha = .05			
How do you generally react to conflict?		1	2	3	4
I approach it calmly and rationally.	4845	3.39			
I act like nothing is wrong.	778	3.90	3.90		
I walk away.	627		4.72		
I assert myself forcefully.	1253			5.87	
I am a fighter.	691				10.42
Sig.		.706	.249	1.000	1.000

Means for groups in homogeneous subsets are displayed.

a Uses Harmonic Mean Sample Size = 937.751.

b The group sizes are unequal. The harmonic mean of the group sizes is used. Type I error levels are not guaranteed.

Dominating style: Work sphere

Tukey HSD

	N	Subset for alpha = .05			
How do you generally react to conflict?		1	2	3	
I approach it calmly and rationally.	4845	2.91			
I act like nothing is wrong.	778	3.31			
I walk away.	627	3.49			
I assert myself forcefully.	1253			5.29	
I am a fighter.	691				9.86
Sig.		.502	1.000		1.000

Means for groups in homogeneous subsets are displayed.

a Uses Harmonic Mean Sample Size = 937.751.

b The group sizes are unequal. The harmonic mean of the group sizes is used. Type I error levels are not guaranteed.

Dominating style: High-charge situations

Tukey HSD

	N	Subset for alpha =		
		.05		
How do you generally react to conflict?		1	2	3
I approach it calmly and rationally.	4845	4.18		
I act like nothing is wrong.	778	4.57		
I walk away.	627	4.82		
I assert myself forcefully.	1253		6.87	
I am a fighter.	691			10.71
Sig.		.289	1.000	1.000

Means for groups in homogeneous subsets are displayed.

a Uses Harmonic Mean Sample Size = 937.751.

b The group sizes are unequal. The harmonic mean of the group sizes is used. Type I error levels are not guaranteed.

Dominating style: Moderate-charge situations

Tukey HSD

	N	Subset for alpha =		
		.05		
How do you generally react to conflict?		1	2	3
I act like nothing is wrong.	778	4.42		
I walk away.	627	4.83		
I approach it calmly and rationally.	4845	4.95		
I assert myself forcefully.	1253		7.85	
I am a fighter.	691			12.03
Sig.		.641	1.000	1.000

Means for groups in homogeneous subsets are displayed.

a Uses Harmonic Mean Sample Size = 937.751.

b The group sizes are unequal. The harmonic mean of the group sizes is used. Type I error levels are not guaranteed.

Dominating style: Low-charge situations

Tukey HSD

	N	Subset for alpha =		
		.05		
How do you generally react to conflict?		1	2	3
I act like nothing is wrong.	778	3.62		
I approach it calmly and rationally.	4845	4.00		
I walk away.	627	4.53		
I assert myself forcefully.	1253		6.12	
I am a fighter.	691			10.06
Sig.		.147	1.000	1.000

Means for groups in homogeneous subsets are displayed.

a Uses Harmonic Mean Sample Size = 937.751.

b The group sizes are unequal. The harmonic mean of the group sizes is used. Type I error levels are not guaranteed.

Passive Aggressive style: General score

Tukey HSD

	N	Subset for alpha =		
		.05		
How do you generally react to conflict?		1	2	3
I approach it calmly and rationally.	4845	4.24		
I walk away.	627		6.99	
I assert myself forcefully.	1253		7.21	
I act like nothing is wrong.	778		7.42	
I am a fighter.	691			8.75
Sig.		1.000	.450	1.000

Means for groups in homogeneous subsets are displayed.

a Uses Harmonic Mean Sample Size = 937.751.

b The group sizes are unequal. The harmonic mean of the group sizes is used. Type I error levels are not guaranteed.

Passive Aggressive style: Simple social sphere

Tukey HSD

	N	Subset for alpha = .05		
How do you generally react to conflict?		1	2	3
I approach it calmly and rationally.	4845	4.49		
I act like nothing is wrong.	778		7.43	
I walk away.	627		7.88	
I assert myself forcefully.	1253		8.06	
I am a fighter.	691			10.59
Sig.		1.000	.731	1.000

Means for groups in homogeneous subsets are displayed.

a Uses Harmonic Mean Sample Size = 937.751.

b The group sizes are unequal. The harmonic mean of the group sizes is used. Type I error levels are not guaranteed.

Passive Aggressive style: Complex social sphere

Tukey HSD

	N	Subset for alpha = .05			
How do you generally react to conflict?		1	2	3	4
I approach it calmly and rationally.	4845	5.95			
I walk away.	627		7.00		
I act like nothing is wrong.	778		7.71	7.71	
I assert myself forcefully.	1253			8.42	8.42
I am a fighter.	691				9.37
Sig.		1.000	.332	.342	.093

Means for groups in homogeneous subsets are displayed.

a Uses Harmonic Mean Sample Size = 937.751.

b The group sizes are unequal. The harmonic mean of the group sizes is used. Type I error levels are not guaranteed.

Passive Aggressive style: Romantic sphere

Tukey HSD

	N	Subset for alpha = .05		
How do you generally react to conflict?		1	2	3
I approach it calmly and rationally.	4845	4.14		
I walk away.	627		7.87	
I assert myself forcefully.	1253		8.26	
I act like nothing is wrong.	778		8.32	
I am a fighter.	691			10.49
Sig.		1.000	.845	1.000

Means for groups in homogeneous subsets are displayed.

a Uses Harmonic Mean Sample Size = 937.751.

b The group sizes are unequal. The harmonic mean of the group sizes is used. Type I error levels are not guaranteed.

Passive Aggressive style: Work sphere

Tukey HSD

	N	Subset for alpha = .05		
How do you generally react to conflict?		1	2	3
I approach it calmly and rationally.	4845	2.66		
I assert myself forcefully.	1253		4.72	
I am a fighter.	691		5.63	5.63
I walk away.	627			5.71
I act like nothing is wrong.	778			6.36
Sig.		1.000	.053	.193

Means for groups in homogeneous subsets are displayed.

a Uses Harmonic Mean Sample Size = 937.751.

b The group sizes are unequal. The harmonic mean of the group sizes is used. Type I error levels are not guaranteed.

Passive Aggressive style: High-charge situations

Tukey HSD

	N	Subset for alpha =		
		.05		
How do you generally react to conflict?		1	2	3
I approach it calmly and rationally.	4845	5.17		
I walk away.	627		7.74	
I assert myself forcefully.	1253		8.30	
I act like nothing is wrong.	778		8.46	
I am a fighter.	691			9.45
Sig.		1.000	.209	1.000

Means for groups in homogeneous subsets are displayed.

a Uses Harmonic Mean Sample Size = 937.751.

b The group sizes are unequal. The harmonic mean of the group sizes is used. Type I error levels are not guaranteed.

Passive Aggressive style: Moderate-charge situations

Tukey HSD

	N	Subset for alpha =		
		.05		
How do you generally react to conflict?		1	2	3
I approach it calmly and rationally.	4845	3.12		
I walk away.	627		6.20	
I act like nothing is wrong.	778		6.27	
I assert myself forcefully.	1253		6.37	
I am a fighter.	691			8.52
Sig.		1.000	.991	1.000

Means for groups in homogeneous subsets are displayed.

a Uses Harmonic Mean Sample Size = 937.751.

b The group sizes are unequal. The harmonic mean of the group sizes is used. Type I error levels are not guaranteed.

Passive Aggressive style: Low-charge situations

Tukey HSD

	N	Subset for alpha =		
		.05		
How do you generally react to conflict?		1	2	3
I approach it calmly and rationally.	4845	4.49		
I walk away.	627		7.26	
I assert myself forcefully.	1253		7.49	
I act like nothing is wrong.	778		7.55	
I am a fighter.	691			9.08
Sig.		1.000	.951	1.000

Means for groups in homogeneous subsets are displayed.

a Uses Harmonic Mean Sample Size = 937.751.

b The group sizes are unequal. The harmonic mean of the group sizes is used. Type I error levels are not guaranteed.

Transcendent style: General score

Tukey HSD

	N	Subset for alpha =		
		.05		
How do you generally react to conflict?		1	2	3
I assert myself forcefully.	1253	11.64		
I am a fighter.	691	12.58		
I act like nothing is wrong.	778		14.72	
I approach it calmly and rationally.	4845		14.91	14.91
I walk away.	627			15.87
Sig.		.163	.992	.146

Means for groups in homogeneous subsets are displayed.

a Uses Harmonic Mean Sample Size = 937.751.

b The group sizes are unequal. The harmonic mean of the group sizes is used. Type I error levels are not guaranteed.

Transcendent style: Simple social sphere

Tukey HSD

	N	Subset for alpha = .05			
How do you generally react to conflict?		1	2	3	4
I assert myself forcefully.	1253	9.82			
I am a fighter.	691	11.54	11.54		
I approach it calmly and rationally.	4845		12.81	12.81	
I act like nothing is wrong.	778			13.88	
I walk away.	627				16.54
Sig.		.060	.284	.456	1.000

Means for groups in homogeneous subsets are displayed.

a Uses Harmonic Mean Sample Size = 937.751.

b The group sizes are unequal. The harmonic mean of the group sizes is used. Type I error levels are not guaranteed.

Transcendent style: Complex social sphere

Tukey HSD

	N	Subset for alpha = .05		
How do you generally react to conflict?		1	2	3
I assert myself forcefully.	1253	14.81		
I am a fighter.	691	15.85	15.85	
I act like nothing is wrong.	778		16.92	
I walk away.	627		17.30	17.30
I approach it calmly and rationally.	4845			19.11
Sig.		.577	.226	.073

Means for groups in homogeneous subsets are displayed.

a Uses Harmonic Mean Sample Size = 937.751.

b The group sizes are unequal. The harmonic mean of the group sizes is used. Type I error levels are not guaranteed.

Transcendent style: Romantic sphere

Tukey HSD

	N	Subset for alpha = .05	
How do you generally react to conflict?		1	2
I assert myself forcefully.	1253	9.22	
I am a fighter.	691	9.37	
I approach it calmly and rationally.	4845		10.80
I act like nothing is wrong.	778		11.31
I walk away.	627		11.78
Sig.		.998	.326

Means for groups in homogeneous subsets are displayed.

a Uses Harmonic Mean Sample Size = 937.751.

b The group sizes are unequal. The harmonic mean of the group sizes is used. Type I error levels are not guaranteed.

Transcendent style: Work sphere

Tukey HSD

	N	Subset for alpha = .05	
How do you generally react to conflict?		1	2
I assert myself forcefully.	1253	12.49	
I am a fighter.	691	13.44	
I approach it calmly and rationally.	4845		16.64
I act like nothing is wrong.	778		16.66
I walk away.	627		17.92
Sig.		.638	.337

Means for groups in homogeneous subsets are displayed.

a Uses Harmonic Mean Sample Size = 937.751.

b The group sizes are unequal. The harmonic mean of the group sizes is used. Type I error levels are not guaranteed.

Transcendent style: High-charge situations

Tukey HSD

	N	Subset for alpha = .05		
How do you generally react to conflict?		1	2	3
I assert myself forcefully.	1253	9.56		
I am a fighter.	691	10.44		
I approach it calmly and rationally.	4845		12.19	
I act like nothing is wrong.	778		12.96	12.96
I walk away.	627			14.02
Sig.		.376	.524	.197

Means for groups in homogeneous subsets are displayed.

a Uses Harmonic Mean Sample Size = 937.751.

b The group sizes are unequal. The harmonic mean of the group sizes is used. Type I error levels are not guaranteed.

Transcendent style: Moderate-charge situations

Tukey HSD

	N	Subset for alpha = .05			
How do you generally react to conflict?		1	2	3	4
I assert myself forcefully.	1253	12.79			
I am a fighter.	691	14.17	14.17		
I act like nothing is wrong.	778		14.99	14.99	
I approach it calmly and rationally.	4845			16.33	16.33
I walk away.	627				16.97
Sig.		.159	.662	.177	.832

Means for groups in homogeneous subsets are displayed.

a Uses Harmonic Mean Sample Size = 937.751.

b The group sizes are unequal. The harmonic mean of the group sizes is used. Type I error levels are not guaranteed.

Transcendent style: Low-charge situations

Tukey HSD

	N	Subset for alpha = .05	
How do you generally react to conflict?		1	2
I assert myself forcefully.	1253	12.31	
I am a fighter.	691	12.99	
I act like nothing is wrong.	778		15.41
I walk away.	627		15.53
I approach it calmly and rationally.	4845		15.54
Sig.		.810	1.000

Means for groups in homogeneous subsets are displayed.

a Uses Harmonic Mean Sample Size = 937.751.

b The group sizes are unequal. The harmonic mean of the group sizes is used. Type I error levels are not guaranteed.

Annex 10 -Homogeneous Subsets: Self-Esteem

The following tables present the homogeneous subsets for all styles in general score, all spheres, and all levels of social significance of a given situation with respect to self-esteem.

Accommodating style: General score

Tukey HSD

	N	Subset for alpha =		
		.05		
How is your self-esteem?		1	2	3
Very solid	1081	17.46		
Rock bottom	189	18.33	18.33	
Solid	3151		19.03	19.03
Could be better	2873		19.55	19.55
Low	540			19.91
Sig.		.312	.062	.306

Means for groups in homogeneous subsets are displayed.

a Uses Harmonic Mean Sample Size = 572.518.

b The group sizes are unequal. The harmonic mean of the group sizes is used. Type I error levels are not guaranteed.

Accommodating style: Simple social sphere

Tukey HSD

	N	Subset for alpha =		
		.05		
How is your self-esteem?		1		2
Very solid	1081	8.60		
Solid	3151	9.23		
Could be better	2873	9.73		9.73
Low	540	10.08		10.08
Rock bottom	189			11.04
Sig.		.154		.258

Means for groups in homogeneous subsets are displayed.

a Uses Harmonic Mean Sample Size = 572.518.

b The group sizes are unequal. The harmonic mean of the group sizes is used. Type I error levels are not guaranteed.

Accommodating style: Complex social sphere

Tukey HSD

	N	Subset for alpha =		
		.05		
How is your self-esteem?		1	2	3
Rock bottom	189	19.91		
Very solid	1081	21.01	21.01	
Solid	3151		23.52	23.52
Could be better	2873			24.05
Low	540			24.49
Sig.		.769	.060	.842

Means for groups in homogeneous subsets are displayed.

a Uses Harmonic Mean Sample Size = 572.518.

b The group sizes are unequal. The harmonic mean of the group sizes is used. Type I error levels are not guaranteed.

Accommodating style: Romantic sphere

Tukey HSD

	N	Subset for alpha = .05	
How is your self-esteem?		1	2
Rock bottom	189	17.66	
Very solid	1081	19.31	19.31
Low	540		20.56
Could be better	2873		20.59
Solid	3151		20.91
Sig.		.284	.314

Means for groups in homogeneous subsets are displayed.

a Uses Harmonic Mean Sample Size = 572.518.

b The group sizes are unequal. The harmonic mean of the group sizes is used. Type I error levels are not guaranteed.

Accommodating style: Work sphere

Tukey HSD

	N	Subset for alpha = .05	
How is your self-esteem?		1	2
Very solid	1081	11.28	
Solid	3151	12.61	12.61
Could be better	2873		13.28
Rock bottom	189		13.29
Low	540		13.79
Sig.		.308	.446

Means for groups in homogeneous subsets are displayed.

a Uses Harmonic Mean Sample Size = 572.518.

b The group sizes are unequal. The harmonic mean of the group sizes is used. Type I error levels are not guaranteed.

Accommodating style: High-charge situations

Tukey HSD

	N	Subset for alpha = .05	
How is your self-esteem?		1	2
Rock bottom	189	14.21	
Very solid	1081	15.37	15.37
Low	540		16.24
Solid	3151		16.44
Could be better	2873		16.68
Sig.		.324	.206

Means for groups in homogeneous subsets are displayed.

a Uses Harmonic Mean Sample Size = 572.518.

b The group sizes are unequal. The harmonic mean of the group sizes is used. Type I error levels are not guaranteed.

Accommodating style: Moderate-charge situations

Tukey HSD

	N	Subset for alpha = .05	
How is your self-esteem?		1	2
Very solid	1081	11.04	
Solid	3151	11.98	11.98
Rock bottom	189	12.06	12.06
Could be better	2873	12.58	12.58
Low	540		13.61
Sig.		.096	.067

Means for groups in homogeneous subsets are displayed.

a Uses Harmonic Mean Sample Size = 572.518.

b The group sizes are unequal. The harmonic mean of the group sizes is used. Type I error levels are not guaranteed.

Accommodating style: Low-charge situations

Tukey HSD

	N	Subset for alpha = .05	
How is your self-esteem?		1	2
Very solid	1081	15.75	
Solid	3151		18.40
Could be better	2873		19.05
Rock bottom	189		19.58
Low	540		20.67
Sig.		1.000	.060

Means for groups in homogeneous subsets are displayed.

a Uses Harmonic Mean Sample Size = 572.518.

b The group sizes are unequal. The harmonic mean of the group sizes is used. Type I error levels are not guaranteed.

Avoidant style: General score

Tukey HSD

	N	Subset for alpha = .05		
How is your self-esteem?		1	2	3
Very solid	1081	9.09		
Solid	3151	10.32		
Could be better	2873		14.36	
Low	540			18.78
Rock bottom	189			19.84
Sig.		.109	1.000	.226

Means for groups in homogeneous subsets are displayed.

a Uses Harmonic Mean Sample Size = 572.518.

b The group sizes are unequal. The harmonic mean of the group sizes is used. Type I error levels are not guaranteed.

Avoidant style: Simple social sphere

Tukey HSD

	N	Subset for alpha =		
		.05		
How is your self-esteem?		1	2	3
Very solid	1081	11.15		
Solid	3151	12.73		
Could be better	2873		17.32	
Rock bottom	189			20.63
Low	540			21.30
Sig.		.413	1.000	.950

Means for groups in homogeneous subsets are displayed.

a Uses Harmonic Mean Sample Size = 572.518.

b The group sizes are unequal. The harmonic mean of the group sizes is used. Type I error levels are not guaranteed.

Avoidant style: Complex social sphere

Tukey HSD

	N	Subset for alpha =		
		.05		
How is your self-esteem?		1	2	3
Very solid	1081	7.12		
Solid	3151	7.56		
Could be better	2873		10.50	
Low	540			15.39
Rock bottom	189			17.20
Sig.		.972	1.000	.074

Means for groups in homogeneous subsets are displayed.

a Uses Harmonic Mean Sample Size = 572.518.

b The group sizes are unequal. The harmonic mean of the group sizes is used. Type I error levels are not guaranteed.

Avoidant style: Romantic sphere

Tukey HSD

	N	Subset for alpha =		
		.05		
How is your self-esteem?		1	2	3
Very solid	1081	7.53		
Solid	3151	8.28	8.28	
Could be better	2873		10.07	
Low	540			13.08
Rock bottom	189			14.48
Sig.		.805	.066	.237

Means for groups in homogeneous subsets are displayed.

a Uses Harmonic Mean Sample Size = 572.518.

b The group sizes are unequal. The harmonic mean of the group sizes is used. Type I error levels are not guaranteed.

Avoidant style: Work sphere

Tukey HSD

	N	Subset for alpha =		
		.05		
How is your self-esteem?		1	2	3
Very solid	1081	5.83		
Solid	3151	7.23		
Could be better	2873		11.27	
Low	540			15.66
Rock bottom	189			16.87
Sig.		.216	1.000	.357

Means for groups in homogeneous subsets are displayed.

a Uses Harmonic Mean Sample Size = 572.518.

b The group sizes are unequal. The harmonic mean of the group sizes is used. Type I error levels are not guaranteed.

Avoidant style: High-charge situations

Tukey HSD

	N	Subset for alpha =		
		.05		
How is your self-esteem?		1	2	3
Very solid	1081	7.26		
Solid	3151	7.56		
Could be better	2873		10.49	
Low	540			14.30
Rock bottom	189			15.57
Sig.		.983	1.000	.148

Means for groups in homogeneous subsets are displayed.

a Uses Harmonic Mean Sample Size = 572.518.

b The group sizes are unequal. The harmonic mean of the group sizes is used. Type I error levels are not guaranteed.

Avoidant style: Moderate-charge situations

Tukey HSD

	N	Subset for alpha =				
		.05				
How is your self-esteem?		1	2	3	4	
Very solid	1081	8.24				
Solid	3151		10.45			
Could be better	2873			14.82		
Low	540					19.52
Rock bottom	189					21.16
Sig.		1.000	1.000	1.000	1.000	.153

Means for groups in homogeneous subsets are displayed.

a Uses Harmonic Mean Sample Size = 572.518.

b The group sizes are unequal. The harmonic mean of the group sizes is used. Type I error levels are not guaranteed.

Avoidant style: Low-charge situations

Tukey HSD

	N	Subset for alpha =		
How is your self-esteem?		.05		
		1	2	3
Very solid	1081	6.60		
Solid	3151	7.39		
Could be better	2873		9.68	
Low	540			13.01
Rock bottom	189			13.89
Sig.		.723	1.000	.637

Means for groups in homogeneous subsets are displayed.

a Uses Harmonic Mean Sample Size = 572.518.

b The group sizes are unequal. The harmonic mean of the group sizes is used. Type I error levels are not guaranteed.

Competitive style: General score

Tukey HSD

	N	Subset for alpha =		
How is your self-esteem?		.05		
		1		2
Could be better	2873	10.67		
Solid	3151	11.06		11.06
Low	540	11.45		11.45
Rock bottom	189			12.09
Very solid	1081			12.26
Sig.		.403		.057

Means for groups in homogeneous subsets are displayed.

a Uses Harmonic Mean Sample Size = 572.518.

b The group sizes are unequal. The harmonic mean of the group sizes is used. Type I error levels are not guaranteed.

Competitive style: Simple social sphere

Tukey HSD

	N	Subset for alpha =		
How is your self-esteem?		.05		
		1		2
Rock bottom	189	8.84		
Could be better	2873	9.92		9.92
Low	540	10.00		10.00
Solid	3151	10.40		10.40
Very solid	1081			11.37
Sig.		.160		.227

Means for groups in homogeneous subsets are displayed.

a Uses Harmonic Mean Sample Size = 572.518.

b The group sizes are unequal. The harmonic mean of the group sizes is used. Type I error levels are not guaranteed.

Competitive style: Complex social sphere

Tukey HSD

	N	Subset for alpha = .05
How is your self-esteem?		1
Could be better	2873	10.13
Low	540	10.32
Solid	3151	10.63
Rock bottom	189	11.71
Very solid	1081	11.76
Sig.		.127

Means for groups in homogeneous subsets are displayed.

a Uses Harmonic Mean Sample Size = 572.518.

b The group sizes are unequal. The harmonic mean of the group sizes is used. Type I error levels are not guaranteed.

Competitive style: Romantic sphere

Tukey HSD

	N	Subset for alpha = .05
How is your self-esteem?		1
Could be better	2873	7.45
Solid	3151	7.47
Low	540	8.15
Very solid	1081	8.15
Rock bottom	189	8.40
Sig.		.565

Means for groups in homogeneous subsets are displayed.

a Uses Harmonic Mean Sample Size = 572.518.

b The group sizes are unequal. The harmonic mean of the group sizes is used. Type I error levels are not guaranteed.

Competitive style: Work sphere

Tukey HSD

	N	Subset for alpha = .05
How is your self-esteem?		1
Could be better	2873	12.16
Low	540	12.28
Rock bottom	189	13.29
Solid	3151	13.40
Very solid	1081	14.52
Sig.		.396

Means for groups in homogeneous subsets are displayed.

a Uses Harmonic Mean Sample Size = 572.518.

b The group sizes are unequal. The harmonic mean of the group sizes is used. Type I error levels are not guaranteed.

Competitive style: High-charge situations

Tukey HSD

	N	Subset for alpha = .05
How is your self-esteem?		1
Low	540	11.39
Could be better	2873	11.43
Rock bottom	189	11.53
Solid	3151	11.75
Very solid	1081	12.17
Sig.		.644

Means for groups in homogeneous subsets are displayed.

a Uses Harmonic Mean Sample Size = 572.518.

b The group sizes are unequal. The harmonic mean of the group sizes is used. Type I error levels are not guaranteed.

Competitive style: Moderate-charge situations

Tukey HSD

	N	Subset for alpha = .05
How is your self-esteem?		1
Could be better	2873	7.79
Low	540	8.37
Solid	3151	8.41
Rock bottom	189	8.78
Very solid	1081	9.48
Sig.		.377

Means for groups in homogeneous subsets are displayed.

a Uses Harmonic Mean Sample Size = 572.518.

b The group sizes are unequal. The harmonic mean of the group sizes is used. Type I error levels are not guaranteed.

Competitive style: Low-charge situations

Tukey HSD

	N	Subset for alpha = .05
How is your self-esteem?		1
Could be better	2873	6.61
Solid	3151	7.16
Low	540	7.31
Rock bottom	189	8.00
Very solid	1081	9.04
Sig.		.120

Means for groups in homogeneous subsets are displayed.

a Uses Harmonic Mean Sample Size = 572.518.

b The group sizes are unequal. The harmonic mean of the group sizes is used. Type I error levels are not guaranteed.

Compromising style: General score

Tukey HSD

	N	Subset for alpha = .05			
How is your self-esteem?		1	2	3	4
Rock bottom	189	27.92			
Low	540		33.40		
Could be better	2873			39.58	
Very solid	1081				42.55
Solid	3151				42.97
Sig.		1.000	1.000	1.000	.988

Means for groups in homogeneous subsets are displayed.

a Uses Harmonic Mean Sample Size = 572.518.

b The group sizes are unequal. The harmonic mean of the group sizes is used. Type I error levels are not guaranteed.

Compromising style: Simple social sphere

Tukey HSD

	N	Subset for alpha = .05			
How is your self-esteem?		1	2	3	4
Rock bottom	189	22.00			
Low	540		28.36		
Could be better	2873			35.44	
Solid	3151				40.41
Very solid	1081				40.65
Sig.		1.000	1.000	1.000	1.000

Means for groups in homogeneous subsets are displayed.

a Uses Harmonic Mean Sample Size = 572.518.

b The group sizes are unequal. The harmonic mean of the group sizes is used. Type I error levels are not guaranteed.

Compromising style: Complex social sphere

Tukey HSD

	N	Subset for alpha = .05		
How is your self-esteem?		1	2	3
Rock bottom	189	20.90		
Low	540		24.79	
Could be better	2873			28.93
Solid	3151			30.95
Very solid	1081			30.99
Sig.		1.000	1.000	.288

Means for groups in homogeneous subsets are displayed.

a Uses Harmonic Mean Sample Size = 572.518.

b The group sizes are unequal. The harmonic mean of the group sizes is used. Type I error levels are not guaranteed.

Compromising style: Romantic sphere

Tukey HSD

	N	Subset for alpha = .05			
How is your self-esteem?		1	2	3	
Rock bottom	189	29.83			
Low	540		34.10		
Could be better	2873			40.57	
Very solid	1081				43.15
Solid	3151				43.77
Sig.		1.000	1.000		.092

Means for groups in homogeneous subsets are displayed.

a Uses Harmonic Mean Sample Size = 572.518.

b The group sizes are unequal. The harmonic mean of the group sizes is used. Type I error levels are not guaranteed.

Compromising style: Work sphere

Tukey HSD

	N	Subset for alpha = .05			
How is your self-esteem?		1	2	3	4
Rock bottom	189	27.69			
Low	540		34.03		
Could be better	2873			41.58	
Very solid	1081				45.39
Solid	3151				46.02
Sig.		1.000	1.000	1.000	.986

Means for groups in homogeneous subsets are displayed.

a Uses Harmonic Mean Sample Size = 572.518.

b The group sizes are unequal. The harmonic mean of the group sizes is used. Type I error levels are not guaranteed.

Compromising style: High-charge situations

Tukey HSD

	N	Subset for alpha = .05			
How is your self-esteem?		1	2	3	4
Rock bottom	189	21.39			
Low	540		26.71		
Could be better	2873			32.24	
Very solid	1081				34.64
Solid	3151				35.72
Sig.		1.000	1.000	.075	.770

Means for groups in homogeneous subsets are displayed.

a Uses Harmonic Mean Sample Size = 572.518.

b The group sizes are unequal. The harmonic mean of the group sizes is used. Type I error levels are not guaranteed.

Compromising style: Moderate-charge situations

Tukey HSD

	N	Subset for alpha = .05			
How is your self-esteem?		1	2	3	4
Rock bottom	189	28.31			
Low	540		31.96		
Could be better	2873			39.36	
Solid	3151				44.15
Very solid	1081				44.64
Sig.		1.000	1.000	1.000	.994

Means for groups in homogeneous subsets are displayed.

a Uses Harmonic Mean Sample Size = 572.518.

b The group sizes are unequal. The harmonic mean of the group sizes is used. Type I error levels are not guaranteed.

Compromising style: Low-charge situations

Tukey HSD

	N	Subset for alpha = .05		
How is your self-esteem?		1	2	3
Rock bottom	189	25.79		
Low	540		32.59	
Could be better	2873			39.20
Very solid	1081			42.29
Solid	3151			42.36
Sig.		1.000	1.000	.096

Means for groups in homogeneous subsets are displayed.

a Uses Harmonic Mean Sample Size = 572.518.

b The group sizes are unequal. The harmonic mean of the group sizes is used. Type I error levels are not guaranteed.

Dominating style: General score

Tukey HSD

	N	Subset for alpha = .05		
How is your self-esteem?		1	2	3
Could be better	2873	5.85		
Solid	3151	5.86		
Low	540		7.29	
Very solid	1081		7.82	
Rock bottom	189			9.77
Sig.		1.000	.690	1.000

Means for groups in homogeneous subsets are displayed.

a Uses Harmonic Mean Sample Size = 572.518.

b The group sizes are unequal. The harmonic mean of the group sizes is used. Type I error levels are not guaranteed.

Dominating style: Simple social sphere

Tukey HSD

	N	Subset for alpha = .05		
How is your self-esteem?		1		2
Could be better	2873	10.26		
Solid	3151	10.96		10.96
Low	540	11.03		11.03
Very solid	1081			12.91
Rock bottom	189			13.08
Sig.		.864		.053

Means for groups in homogeneous subsets are displayed.

a Uses Harmonic Mean Sample Size = 572.518.

b The group sizes are unequal. The harmonic mean of the group sizes is used. Type I error levels are not guaranteed.

Dominating style: Complex social sphere

Tukey HSD

	N	Subset for alpha = .05		
How is your self-esteem?		1	2	3
Could be better	2873	2.09		
Solid	3151	2.16		
Low	540	2.73	2.73	
Very solid	1081		3.42	
Rock bottom	189			5.42
Sig.		.501	.418	1.000

Means for groups in homogeneous subsets are displayed.

a Uses Harmonic Mean Sample Size = 572.518.

b The group sizes are unequal. The harmonic mean of the group sizes is used. Type I error levels are not guaranteed.

Dominating style: Romantic sphere

Tukey HSD

	N	Subset for alpha = .05		
How is your self-esteem?		1	2	3
Solid	3151	4.03		
Could be better	2873	4.25		
Low	540	5.00	5.00	
Very solid	1081		5.78	
Rock bottom	189			7.67
Sig.		.357	.575	1.000

Means for groups in homogeneous subsets are displayed.

a Uses Harmonic Mean Sample Size = 572.518.

b The group sizes are unequal. The harmonic mean of the group sizes is used. Type I error levels are not guaranteed.

Dominating style: Work sphere

Tukey HSD

	N	Subset for alpha = .05			
How is your self-esteem?		1	2	3	4
Could be better	2873	3.40			
Solid	3151	3.68	3.68		
Low	540		4.88	4.88	
Very solid	1081			5.45	5.45
Rock bottom	189				6.58
Sig.		.978	.093	.760	.127

Means for groups in homogeneous subsets are displayed.

a Uses Harmonic Mean Sample Size = 572.518.

b The group sizes are unequal. The harmonic mean of the group sizes is used. Type I error levels are not guaranteed.

Dominating style: High-charge situations

Tukey HSD

	N	Subset for alpha = .05			
How is your self-esteem?		1	2	3	4
Could be better	2873	4.81			
Solid	3151	4.98	4.98		
Low	540		6.04	6.04	
Very solid	1081			6.37	
Rock bottom	189				8.20
Sig.		.994	.106	.945	1.000

Means for groups in homogeneous subsets are displayed.

a Uses Harmonic Mean Sample Size = 572.518.

b The group sizes are unequal. The harmonic mean of the group sizes is used. Type I error levels are not guaranteed.

Dominating style: Moderate-charge situations

Tukey HSD

	N	Subset for alpha = .05		
How is your self-esteem?		1	2	3
Could be better	2873	5.44		
Solid	3151	5.76		
Low	540	6.11	6.11	
Very solid	1081		7.45	7.45
Rock bottom	189			7.62
Sig.		.674	.065	.997

Means for groups in homogeneous subsets are displayed.

a Uses Harmonic Mean Sample Size = 572.518.

b The group sizes are unequal. The harmonic mean of the group sizes is used. Type I error levels are not guaranteed.

Dominating style: Low-charge situations

Tukey HSD

	N	Subset for alpha = .05	
How is your self-esteem?		1	2
Could be better	2873	4.38	
Solid	3151	4.49	
Low	540	4.65	
Very solid	1081		6.80
Rock bottom	189		7.67
Sig.		.985	.441

Means for groups in homogeneous subsets are displayed.

a Uses Harmonic Mean Sample Size = 572.518.

b The group sizes are unequal. The harmonic mean of the group sizes is used. Type I error levels are not guaranteed.

Passive Aggressive style: General score

Tukey HSD

	N	Subset for alpha = .05			
How is your self-esteem?		1	2	3	4
Very solid	1081	4.78			
Solid	3151	4.89			
Could be better	2873		5.97		
Low	540			7.62	
Rock bottom	189				9.95
Sig.		.997	1.000	1.000	1.000

Means for groups in homogeneous subsets are displayed.

a Uses Harmonic Mean Sample Size = 572.518.

b The group sizes are unequal. The harmonic mean of the group sizes is used. Type I error levels are not guaranteed.

Passive Aggressive style: Simple social sphere

Tukey HSD

	N	Subset for alpha = .05		
How is your self-esteem?		1	2	3
Very solid	1081	4.88		
Solid	3151	5.39		
Could be better	2873	6.52	6.52	
Low	540		8.26	
Rock bottom	189			11.53
Sig.		.097	.067	1.000

Means for groups in homogeneous subsets are displayed.

a Uses Harmonic Mean Sample Size = 572.518.

b The group sizes are unequal. The harmonic mean of the group sizes is used. Type I error levels are not guaranteed.

Passive Aggressive style: Complex social sphere

Tukey HSD

	N	Subset for alpha =	
How is your self-esteem?		1	2
Solid	3151	6.69	
Could be better	2873	6.81	
Very solid	1081	6.90	
Low	540	7.48	
Rock bottom	189		9.46
Sig.		.501	1.000

Means for groups in homogeneous subsets are displayed.

a Uses Harmonic Mean Sample Size = 572.518.

b The group sizes are unequal. The harmonic mean of the group sizes is used. Type I error levels are not guaranteed.

Passive Aggressive style: Romantic sphere

Tukey HSD

	N	Subset for alpha =	
How is your self-esteem?		.05	
Very solid	1081	4.68	2
Solid	3151	5.09	3
Could be better	2873		6.67
Low	540		8.70
Rock bottom	189		10.12
Sig.		.955	1.000
			.095

Means for groups in homogeneous subsets are displayed.

a Uses Harmonic Mean Sample Size = 572.518.

b The group sizes are unequal. The harmonic mean of the group sizes is used. Type I error levels are not guaranteed.

Passive Aggressive style: High-charge situations

Tukey HSD

	N	Subset for alpha =	
How is your self-esteem?		.05	
Solid	3151	5.83	2
Very solid	1081	5.86	3
Could be better	2873	6.90	
Low	540		8.55
Rock bottom	189		10.26
Sig.		.111	1.000
			1.000

Means for groups in homogeneous subsets are displayed.

a Uses Harmonic Mean Sample Size = 572.518.

b The group sizes are unequal. The harmonic mean of the group sizes is used. Type I error levels are not guaranteed.

Passive Aggressive style: Moderate-charge situations

Tukey HSD

	N	Subset for alpha = .05			
How is your self-esteem?		1	2	3	4
Very solid	1081	3.64			
Solid	3151	3.82			
Could be better	2873		5.11		
Low	540			6.93	
Rock bottom	189				8.76
Sig.		.995	1.000	1.000	1.000

Means for groups in homogeneous subsets are displayed.

a Uses Harmonic Mean Sample Size = 572.518.

b The group sizes are unequal. The harmonic mean of the group sizes is used. Type I error levels are not guaranteed.

Passive Aggressive style: Low-charge situations

Tukey HSD

	N	Subset for alpha = .05			
How is your self-esteem?		1	2	3	4
Very solid	1081	4.78			
Solid	3151	5.11	5.11		
Could be better	2873		6.24		
Low	540			7.92	
Rock bottom	189				11.24
Sig.		.969	.200	1.000	1.000

Means for groups in homogeneous subsets are displayed.

a Uses Harmonic Mean Sample Size = 572.518.

b The group sizes are unequal. The harmonic mean of the group sizes is used. Type I error levels are not guaranteed.

Transcendent style: General score

Tukey HSD

	N	Subset for alpha = .05
How is your self-esteem?		1
Low	540	13.27
Could be better	2873	14.13
Solid	3151	14.40
Rock bottom	189	14.44
Very solid	1081	14.71
Sig.		.060

Means for groups in homogeneous subsets are displayed.

a Uses Harmonic Mean Sample Size = 572.518.

b The group sizes are unequal. The harmonic mean of the group sizes is used. Type I error levels are not guaranteed.

Transcendent style: Simple social sphere

Tukey HSD

	N	Subset for alpha = .05	
How is your self-esteem?		1	2
Very solid	1081	11.83	
Solid	3151	12.42	
Could be better	2873	12.66	
Low	540	13.33	
Rock bottom	189		16.18
Sig.		.366	1.000

Means for groups in homogeneous subsets are displayed.

a Uses Harmonic Mean Sample Size = 572.518.

b The group sizes are unequal. The harmonic mean of the group sizes is used. Type I error levels are not guaranteed.

Transcendent style: Complex social sphere

Tukey HSD

	N	Subset for alpha = .05		
How is your self-esteem?		1	2	3
Low	540	14.79		
Rock bottom	189	15.41	15.41	
Could be better	2873		17.49	17.49
Solid	3151			18.49
Very solid	1081			18.79
Sig.		.959	.141	.593

Means for groups in homogeneous subsets are displayed.

a Uses Harmonic Mean Sample Size = 572.518.

b The group sizes are unequal. The harmonic mean of the group sizes is used. Type I error levels are not guaranteed.

Transcendent style: Romantic sphere

Tukey HSD

	N	Subset for alpha = .05	
How is your self-esteem?			1
Could be better	2873	10.40	
Low	540	10.42	
Solid	3151	10.44	
Very solid	1081	11.39	
Rock bottom	189	11.84	
Sig.			.199

Means for groups in homogeneous subsets are displayed.

a Uses Harmonic Mean Sample Size = 572.518.

b The group sizes are unequal. The harmonic mean of the group sizes is used. Type I error levels are not guaranteed.

Transcendent style: Work sphere

Tukey HSD

	N	Subset for alpha = .05
How is your self-esteem?		1
Low	540	14.54
Rock bottom	189	14.55
Could be better	2873	15.77
Solid	3151	15.98
Very solid	1081	16.45
Sig.		.191

Means for groups in homogeneous subsets are displayed.

a Uses Harmonic Mean Sample Size = 572.518.

b The group sizes are unequal. The harmonic mean of the group sizes is used. Type I error levels are not guaranteed.

Transcendent style: High-charge situations

Tukey HSD

	N	Subset for alpha = .05
How is your self-esteem?		1
Low	540	11.03
Could be better	2873	11.63
Solid	3151	11.82
Very solid	1081	12.50
Rock bottom	189	13.39
Sig.		.136

Means for groups in homogeneous subsets are displayed.

a Uses Harmonic Mean Sample Size = 572.518.

b The group sizes are unequal. The harmonic mean of the group sizes is used. Type I error levels are not guaranteed.

Transcendent style: Moderate-charge situations

Tukey HSD

	N	Subset for alpha = .05
How is your self-esteem?		1
Rock bottom	189	14.18
Low	540	14.19
Could be better	2873	15.42
Solid	3151	15.81
Very solid	1081	15.87
Sig.		.193

Means for groups in homogeneous subsets are displayed.

a Uses Harmonic Mean Sample Size = 572.518.

b The group sizes are unequal. The harmonic mean of the group sizes is used. Type I error levels are not guaranteed.

Transcendent style: Low-charge situations

Tukey HSD

	N	Subset for alpha = .05
How is your self-esteem?		1
Rock bottom	189	13.82
Low	540	13.84
Very solid	1081	14.74
Could be better	2873	14.84
Solid	3151	15.08
Sig.		.513

Means for groups in homogeneous subsets are displayed.

a Uses Harmonic Mean Sample Size = 572.518.

b The group sizes are unequal. The harmonic mean of the group sizes is used. Type I error levels are not guaranteed.

Annex 11-Homogeneous Subsets: Ability to Stand Up for Oneself

The following tables present the homogeneous subsets for all styles in general score, all spheres, and all levels of social significance of a given situation with respect to ability to stand up for oneself.

Accommodating style: General score

Tukey HSD

	N	Subset for alpha = .05			
Do people tell you that you should stand up for yourself?		1	2	3	4
Never	1606	17.32			
Hardly ever	2695		18.91		
All the time	461		19.13	19.13	
From time to time	2401			19.97	19.97
Pretty often	803				20.16
Sig.		1.000	.966	.090	.983

Means for groups in homogeneous subsets are displayed.

a Uses Harmonic Mean Sample Size = 1036.325.

b The group sizes are unequal. The harmonic mean of the group sizes is used. Type I error levels are not guaranteed.

Accommodating style: Simple social sphere

Tukey HSD

	N	Subset for alpha = .05	
Do people tell you that you should stand up for yourself?		1	2
Never	1606	8.09	
Hardly ever	2695	9.05	9.05
Pretty often	803		10.14
All the time	461		10.23
From time to time	2401		10.29
Sig.		.271	.071

Means for groups in homogeneous subsets are displayed.

a Uses Harmonic Mean Sample Size = 1036.325.

b The group sizes are unequal. The harmonic mean of the group sizes is used. Type I error levels are not guaranteed.

Accommodating style: Complex social sphere

Tukey HSD

	N	Subset for alpha = .05		
Do people tell you that you should stand up for yourself?		1	2	3
Never	1606	21.40		
All the time	461	21.99	21.99	
Hardly ever	2695		23.42	23.42
From time to time	2401			24.22
Pretty often	803			24.60
Sig.		.915	.244	.450

Means for groups in homogeneous subsets are displayed.

a Uses Harmonic Mean Sample Size = 1036.325.

b The group sizes are unequal. The harmonic mean of the group sizes is used. Type I error levels are not guaranteed.

Accommodating style: Romantic sphere

Tukey HSD

	N	Subset for alpha = .05		
Do people tell you that you should stand up for yourself?		1		2
All the time	461	18.60		
Never	1606	20.07		20.07
Hardly ever	2695			20.69
Pretty often	803			20.78
From time to time	2401			20.88
Sig.		.128		.701

Means for groups in homogeneous subsets are displayed.

a Uses Harmonic Mean Sample Size = 1036.325.

b The group sizes are unequal. The harmonic mean of the group sizes is used. Type I error levels are not guaranteed.

Accommodating style: Work sphere

Tukey HSD

	N	Subset for alpha = .05		
Do people tell you that you should stand up for yourself?		1		2
Never	1606	10.92		
Hardly ever	2695		12.60	
From time to time	2401		13.68	
Pretty often	803		13.82	
All the time	461		13.93	
Sig.		1.000		.076

Means for groups in homogeneous subsets are displayed.

a Uses Harmonic Mean Sample Size = 1036.325.

b The group sizes are unequal. The harmonic mean of the group sizes is used. Type I error levels are not guaranteed.

Accommodating style: High-charge situations

Tukey HSD

	N	Subset for alpha = .05		
Do people tell you that you should stand up for yourself?		1	2	3
Never	1606	14.61		
All the time	461	15.46	15.46	
Hardly ever	2695		16.35	16.35
Pretty often	803			17.11
From time to time	2401			17.29
Sig.		.335	.286	.239

Means for groups in homogeneous subsets are displayed.

a Uses Harmonic Mean Sample Size = 1036.325.

b The group sizes are unequal. The harmonic mean of the group sizes is used. Type I error levels are not guaranteed.

Accommodating style: Moderate-charge situations

Tukey HSD

	N	Subset for alpha = .05	
Do people tell you that you should stand up for yourself?		1	2
Never	1606	11.61	
Hardly ever	2695	11.91	
All the time	461	12.08	12.08
From time to time	2401	12.47	12.47
Pretty often	803		13.34
Sig.		.332	.051

Means for groups in homogeneous subsets are displayed.

a Uses Harmonic Mean Sample Size = 1036.325.

b The group sizes are unequal. The harmonic mean of the group sizes is used. Type I error levels are not guaranteed.

Accommodating style: Low-charge situations

Tukey HSD

	N	Subset for alpha = .05	
Do people tell you that you should stand up for yourself?		1	2
Never	1606	16.95	
Hardly ever	2695	18.16	18.16
All the time	461		18.76
From time to time	2401		19.39
Pretty often	803		19.79
Sig.		.314	.076

Means for groups in homogeneous subsets are displayed.

a Uses Harmonic Mean Sample Size = 1036.325.

b The group sizes are unequal. The harmonic mean of the group sizes is used. Type I error levels are not guaranteed.

Avoidant style: General score

Tukey HSD

	N	Subset for alpha = .05			
Do people tell you that you should stand up for yourself?			1	2	3 4
Never	1606	10.11			
Hardly ever	2695	11.03			
From time to time	2401			13.94	
All the time	461				15.01
Pretty often	803				16.27
Sig.		.128	1.000	1.000	1.000

Means for groups in homogeneous subsets are displayed.

a Uses Harmonic Mean Sample Size = 1036.325.

b The group sizes are unequal. The harmonic mean of the group sizes is used. Type I error levels are not guaranteed.

Avoidant style: Simple social sphere

Tukey HSD

	N	Subset for alpha = .05			
Do people tell you that you should stand up for yourself?			1	2	3
Never	1606	12.37			
Hardly ever	2695	13.73			
From time to time	2401			16.34	
All the time	461				17.38
Pretty often	803				19.30
Sig.		.272	.541	.541	1.000

Means for groups in homogeneous subsets are displayed.

a Uses Harmonic Mean Sample Size = 1036.325.

b The group sizes are unequal. The harmonic mean of the group sizes is used. Type I error levels are not guaranteed.

Avoidant style: Complex social sphere

Tukey HSD

	N	Subset for alpha = .05		
Do people tell you that you should stand up for yourself?		1	2	3
Never	1606	7.85		
Hardly ever	2695	8.28		
From time to time	2401		10.35	
All the time	461		11.69	11.69
Pretty often	803			12.61
Sig.		.925	.086	.410

Means for groups in homogeneous subsets are displayed.

a Uses Harmonic Mean Sample Size = 1036.325.

b The group sizes are unequal. The harmonic mean of the group sizes is used. Type I error levels are not guaranteed.

Avoidant style: Romantic sphere

Tukey HSD

	N	Subset for alpha = .05			
Do people tell you that you should stand up for yourself?		1	2	3	4
Hardly ever	2695	8.21			
Never	1606	8.71	8.71		
From time to time	2401		9.86	9.86	
All the time	461			10.85	10.85
Pretty often	803				11.50
Sig.		.859	.160	.291	.695

Means for groups in homogeneous subsets are displayed.

a Uses Harmonic Mean Sample Size = 1036.325.

b The group sizes are unequal. The harmonic mean of the group sizes is used. Type I error levels are not guaranteed.

Avoidant style: Work sphere

Tukey HSD

	N	Subset for alpha =		
		.05		
Do people tell you that you should stand up for yourself?		1	2	3
Never	1606	7.20		
Hardly ever	2695	8.13		
From time to time	2401		10.63	
All the time	461			12.32
Pretty often	803			12.38
Sig.		.359	1.000	1.000

Means for groups in homogeneous subsets are displayed.

a Uses Harmonic Mean Sample Size = 1036.325.

b The group sizes are unequal. The harmonic mean of the group sizes is used. Type I error levels are not guaranteed.

Avoidant style: High-charge situations

Tukey HSD

	N	Subset for alpha =		
		.05		
Do people tell you that you should stand up for yourself?		1	2	3
Never	1606	7.93		
Hardly ever	2695	8.15		
From time to time	2401		10.06	
All the time	461			11.40
Pretty often	803			12.21
Sig.		.985	1.000	.304

Means for groups in homogeneous subsets are displayed.

a Uses Harmonic Mean Sample Size = 1036.325.

b The group sizes are unequal. The harmonic mean of the group sizes is used. Type I error levels are not guaranteed.

Avoidant style: Moderate-charge situations

Tukey HSD

	N	Subset for alpha =		
		.05		
Do people tell you that you should stand up for yourself?		1	2	3
Never	1606	10.06		
Hardly ever	2695	11.25		
From time to time	2401		14.28	
All the time	461		15.55	15.55
Pretty often	803			16.20
Sig.		.196	.140	.762

Means for groups in homogeneous subsets are displayed.

a Uses Harmonic Mean Sample Size = 1036.325.

b The group sizes are unequal. The harmonic mean of the group sizes is used. Type I error levels are not guaranteed.

Avoidant style: Low-charge situations

Tukey HSD

	N	Subset for alpha =		
		.05		
Do people tell you that you should stand up for yourself?		1	2	3
Never	1606	7.64		
Hardly ever	2695	7.76		
From time to time	2401		9.24	
All the time	461		10.49	10.49
Pretty often	803			11.29
Sig.		.999	.067	.464

Means for groups in homogeneous subsets are displayed.

a Uses Harmonic Mean Sample Size = 1036.325.

b The group sizes are unequal. The harmonic mean of the group sizes is used. Type I error levels are not guaranteed.

Competitive style: General score

Tukey HSD

	N	Subset for alpha = .05	
Do people tell you that you should stand up for yourself?		1	2
From time to time	2401	10.20	
Pretty often	803	10.48	
Hardly ever	2695	10.94	
Never	1606		12.61
All the time	461		12.75
Sig.		.173	.994

Means for groups in homogeneous subsets are displayed.

a Uses Harmonic Mean Sample Size = 1036.325.

b The group sizes are unequal. The harmonic mean of the group sizes is used. Type I error levels are not guaranteed.

Competitive style: Simple social sphere

Tukey HSD

	N	Subset for alpha = .05	
Do people tell you that you should stand up for yourself?		1	2
Pretty often	803	9.34	
All the time	461	9.42	
From time to time	2401	9.72	
Hardly ever	2695	10.47	10.47
Never	1606		11.44
Sig.		.177	.319

Means for groups in homogeneous subsets are displayed.

a Uses Harmonic Mean Sample Size = 1036.325.

b The group sizes are unequal. The harmonic mean of the group sizes is used. Type I error levels are not guaranteed.

Competitive style: Complex social sphere

Tukey HSD

	N	Subset for alpha = .05		
Do people tell you that you should stand up for yourself?		1		2
From time to time	2401	9.30		
Pretty often	803	10.07		
Hardly ever	2695	10.53		
Never	1606			12.20
All the time	461			13.39
Sig.		.117		.140

Means for groups in homogeneous subsets are displayed.

a Uses Harmonic Mean Sample Size = 1036.325.

b The group sizes are unequal. The harmonic mean of the group sizes is used. Type I error levels are not guaranteed.

Competitive style: Romantic sphere

Tukey HSD

	N	Subset for alpha = .05		
Do people tell you that you should stand up for yourself?		1	2	3
Pretty often	803	6.72		
From time to time	2401	7.11		
Hardly ever	2695	7.38	7.38	
Never	1606		8.55	8.55
All the time	461			9.44
Sig.		.623	.091	.326

Means for groups in homogeneous subsets are displayed.

a Uses Harmonic Mean Sample Size = 1036.325.

b The group sizes are unequal. The harmonic mean of the group sizes is used. Type I error levels are not guaranteed.

Competitive style: Work sphere

Tukey HSD

	N	Subset for alpha =		
		.05		
Do people tell you that you should stand up for yourself?		1	2	3
From time to time	2401	12.04		
Pretty often	803	12.05		
Hardly ever	2695	12.86	12.86	
All the time	461		14.08	14.08
Never	1606			14.69
Sig.		.514	.138	.767

Means for groups in homogeneous subsets are displayed.

a Uses Harmonic Mean Sample Size = 1036.325.

b The group sizes are unequal. The harmonic mean of the group sizes is used. Type I error levels are not guaranteed.

Competitive style: High-charge situations

Tukey HSD

	N	Subset for alpha =		
		.05		
Do people tell you that you should stand up for yourself?		1	2	3
From time to time	2401	10.75		
Pretty often	803	10.89		
Hardly ever	2695	11.71	11.71	
All the time	461		12.69	12.69
Never	1606			12.93
Sig.		.153	.137	.978

Means for groups in homogeneous subsets are displayed.

a Uses Harmonic Mean Sample Size = 1036.325.

b The group sizes are unequal. The harmonic mean of the group sizes is used. Type I error levels are not guaranteed.

Competitive style: Moderate-charge situations

Tukey HSD

	N	Subset for alpha = .05			
Do people tell you that you should stand up for yourself?		1	2	3	4
Pretty often	803	7.26			
From time to time	2401	7.66	7.66		
Hardly ever	2695		8.38	8.38	
Never	1606			9.30	9.30
All the time	461				9.57
Sig.		.872	.389	.163	.968

Means for groups in homogeneous subsets are displayed.

a Uses Harmonic Mean Sample Size = 1036.325.

b The group sizes are unequal. The harmonic mean of the group sizes is used. Type I error levels are not guaranteed.

Competitive style: Low-charge situations

Tukey HSD

	N	Subset for alpha = .05	
Do people tell you that you should stand up for yourself?		1	2
From time to time	2401	6.54	
Pretty often	803	6.83	
Hardly ever	2695	6.91	
All the time	461		8.57
Never	1606		8.75
Sig.		.920	.994

Means for groups in homogeneous subsets are displayed.

a Uses Harmonic Mean Sample Size = 1036.325.

b The group sizes are unequal. The harmonic mean of the group sizes is used. Type I error levels are not guaranteed.

Compromising style: General score

Tukey HSD

	N	Subset for alpha = .05			
Do people tell you that you should stand up for yourself?		1	2	3	4
All the time	461	33.30			
Pretty often	803		36.91		
From time to time	2401			40.73	
Never	1606			41.02	41.02
Hardly ever	2695				42.80
Sig.		1.000	1.000	.991	.051

Means for groups in homogeneous subsets are displayed.

a Uses Harmonic Mean Sample Size = 1036.325.

b The group sizes are unequal. The harmonic mean of the group sizes is used. Type I error levels are not guaranteed.

Compromising style: Simple social sphere

Tukey HSD

	N	Subset for alpha = .05		
Do people tell you that you should stand up for yourself?		1	2	3
All the time	461	28.70		
Pretty often	803		32.66	
From time to time	2401			37.28
Never	1606			38.22
Hardly ever	2695			39.74
Sig.		1.000	1.000	.087

Means for groups in homogeneous subsets are displayed.

a Uses Harmonic Mean Sample Size = 1036.325.

b The group sizes are unequal. The harmonic mean of the group sizes is used. Type I error levels are not guaranteed.

Compromising style: Complex social sphere

Tukey HSD

	N	Subset for alpha = .05			
Do people tell you that you should stand up for yourself?		1	2	3	
All the time	461	23.62			
Pretty often	803		26.81		
From time to time	2401			29.45	
Never	1606			30.12	
Hardly ever	2695			31.07	
Sig.		1.000	1.000	1.000	.229

Means for groups in homogeneous subsets are displayed.

a Uses Harmonic Mean Sample Size = 1036.325.

b The group sizes are unequal. The harmonic mean of the group sizes is used. Type I error levels are not guaranteed.

Compromising style: Romantic sphere

Tukey HSD

	N	Subset for alpha = .05			
Do people tell you that you should stand up for yourself?		1	2	3	4
All the time	461	35.57			
Pretty often	803		38.51		
Never	1606		40.51	40.51	
From time to time	2401			42.03	42.03
Hardly ever	2695			43.71	43.71
Sig.		1.000	.226	.509	.401

Means for groups in homogeneous subsets are displayed.

a Uses Harmonic Mean Sample Size = 1036.325.

b The group sizes are unequal. The harmonic mean of the group sizes is used. Type I error levels are not guaranteed.

Compromising style: Work sphere

Tukey HSD

	N	Subset for alpha = .05			
Do people tell you that you should stand up for yourself?		1	2	3	4
All the time	461	33.26			
Pretty often	803		37.97		
From time to time	2401			42.36	
Never	1606				44.93
Hardly ever	2695				45.86
Sig.		1.000	1.000	1.000	.855

Means for groups in homogeneous subsets are displayed.

a Uses Harmonic Mean Sample Size = 1036.325.

b The group sizes are unequal. The harmonic mean of the group sizes is used. Type I error levels are not guaranteed.

Compromising style: High-charge situations

Tukey HSD

	N	Subset for alpha = .05			
Do people tell you that you should stand up for yourself?		1	2	3	4
All the time	461	26.48			
Pretty often	803		29.61		
From time to time	2401			33.34	
Never	1606			33.86	33.86
Hardly ever	2695				35.39
Sig.		1.000	1.000	.945	.181

Means for groups in homogeneous subsets are displayed.

a Uses Harmonic Mean Sample Size = 1036.325.

b The group sizes are unequal. The harmonic mean of the group sizes is used. Type I error levels are not guaranteed.

Compromising style: Moderate-charge situations

Tukey HSD

	N	Subset for alpha = .05			
Do people tell you that you should stand up for yourself?		1	2	3	
All the time	461	33.64			
Pretty often	803		37.20		
From time to time	2401				41.04
Never	1606				42.15
Hardly ever	2695				43.42
Sig.		1.000	1.000		.060

Means for groups in homogeneous subsets are displayed.

a Uses Harmonic Mean Sample Size = 1036.325.

b The group sizes are unequal. The harmonic mean of the group sizes is used. Type I error levels are not guaranteed.

Compromising style: Low-charge situations

Tukey HSD

	N	Subset for alpha = .05			
Do people tell you that you should stand up for yourself?		1	2	3	4
All the time	461	31.78			
Pretty often	803		35.76		
From time to time	2401			39.94	
Never	1606			40.64	40.64
Hardly ever	2695				42.61
Sig.		1.000	1.000	.949	.231

Means for groups in homogeneous subsets are displayed.

a Uses Harmonic Mean Sample Size = 1036.325.

b The group sizes are unequal. The harmonic mean of the group sizes is used. Type I error levels are not guaranteed.

Dominating style: General score

Tukey HSD

	N	Subset for alpha = .05			
Do people tell you that you should stand up for yourself?		1	2	3	4
From time to time	2401	5.22			
Hardly ever	2695	5.72	5.72		
Pretty often	803		6.38		
Never	1606			7.99	
All the time	461				8.89
Sig.		.464	.183	1.000	1.000

Means for groups in homogeneous subsets are displayed.

a Uses Harmonic Mean Sample Size = 1036.325.

b The group sizes are unequal. The harmonic mean of the group sizes is used. Type I error levels are not guaranteed.

Dominating style: Simple social sphere

Tukey HSD

	N	Subset for alpha = .05	
Do people tell you that you should stand up for yourself?		1	2
From time to time	2401	9.47	
Pretty often	803	9.77	
Hardly ever	2695	10.55	
All the time	461		13.67
Never	1606		13.71
Sig.		.331	1.000

Means for groups in homogeneous subsets are displayed.

a Uses Harmonic Mean Sample Size = 1036.325.

b The group sizes are unequal. The harmonic mean of the group sizes is used. Type I error levels are not guaranteed.

Dominating style: Complex social sphere

Tukey HSD

	N	Subset for alpha = .05		
Do people tell you that you should stand up for yourself?		1	2	3
From time to time	2401	1.81		
Hardly ever	2695	2.14		
Pretty often	803	2.54	2.54	
Never	1606		3.28	3.28
All the time	461			3.69
Sig.		.099	.086	.654

Means for groups in homogeneous subsets are displayed.

a Uses Harmonic Mean Sample Size = 1036.325.

b The group sizes are unequal. The harmonic mean of the group sizes is used. Type I error levels are not guaranteed.

Dominating style: Romantic sphere

Tukey HSD

	N	Subset for alpha = .05		
Do people tell you that you should stand up for yourself?		1	2	3
From time to time	2401	3.83		
Hardly ever	2695	3.87		
Pretty often	803	4.84	4.84	
Never	1606		5.68	
All the time	461			6.89
Sig.		.074	.199	1.000

Means for groups in homogeneous subsets are displayed.

a Uses Harmonic Mean Sample Size = 1036.325.

b The group sizes are unequal. The harmonic mean of the group sizes is used. Type I error levels are not guaranteed.

Dominating style: Work sphere

Tukey HSD

	N	Subset for alpha = .05			
Do people tell you that you should stand up for yourself?		1	2	3	4
From time to time	2401	3.08			
Hardly ever	2695	3.40	3.40		
Pretty often	803		4.25		
Never	1606			5.22	
All the time	461				6.24
Sig.		.896	.114	1.000	1.000

Means for groups in homogeneous subsets are displayed.

a Uses Harmonic Mean Sample Size = 1036.325.

b The group sizes are unequal. The harmonic mean of the group sizes is used. Type I error levels are not guaranteed.

Dominating style: High-charge situations

Tukey HSD

	N	Subset for alpha = .05	
Do people tell you that you should stand up for yourself?		1	2
From time to time	2401	4.46	
Hardly ever	2695	4.86	
Pretty often	803	5.01	
Never	1606		6.61
All the time	461		6.63
Sig.		.429	1.000

Means for groups in homogeneous subsets are displayed.

a Uses Harmonic Mean Sample Size = 1036.325.

b The group sizes are unequal. The harmonic mean of the group sizes is used. Type I error levels are not guaranteed.

Dominating style: Moderate-charge situations

Tukey HSD

	N	Subset for alpha = .05		
Do people tell you that you should stand up for yourself?		1	2	3
From time to time	2401	4.89		
Hardly ever	2695	5.47	5.47	
Pretty often	803		5.93	
Never	1606			7.53
All the time	461			8.26
Sig.		.531	.732	.291

Means for groups in homogeneous subsets are displayed.

a Uses Harmonic Mean Sample Size = 1036.325.

b The group sizes are unequal. The harmonic mean of the group sizes is used. Type I error levels are not guaranteed.

Dominating style: Low-charge situations

Tukey HSD

	N	Subset for alpha = .05		
Do people tell you that you should stand up for yourself?		1	2	3
From time to time	2401	3.92		
Hardly ever	2695	4.29		
Pretty often	803	4.72		
Never	1606		6.27	
All the time	461			7.48
Sig.		.221	1.000	1.000

Means for groups in homogeneous subsets are displayed.

a Uses Harmonic Mean Sample Size = 1036.325.

b The group sizes are unequal. The harmonic mean of the group sizes is used. Type I error levels are not guaranteed.

Passive Aggressive style: General score

Tukey HSD

	N	Subset for alpha =		
		.05		
Do people tell you that you should stand up for yourself?		1	2	3
Hardly ever	2695	5.15		
Never	1606	5.38		
From time to time	2401	5.51		
Pretty often	803		6.44	
All the time	461			7.61
Sig.		.609	1.000	1.000

Means for groups in homogeneous subsets are displayed.

a Uses Harmonic Mean Sample Size = 1036.325.

b The group sizes are unequal. The harmonic mean of the group sizes is used. Type I error levels are not guaranteed.

Passive Aggressive style: Simple social sphere

Tukey HSD

	N	Subset for alpha =		
		.05		
Do people tell you that you should stand up for yourself?		1	2	3
From time to time	2401	5.68		
Hardly ever	2695	5.75		
Never	1606	5.75		
Pretty often	803		7.30	
All the time	461			8.89
Sig.		1.000	1.000	1.000

Means for groups in homogeneous subsets are displayed.

a Uses Harmonic Mean Sample Size = 1036.325.

b The group sizes are unequal. The harmonic mean of the group sizes is used. Type I error levels are not guaranteed.

Passive Aggressive style: Complex social sphere

Tukey HSD

	N	Subset for alpha = .05		
Do people tell you that you should stand up for yourself?		1		2
Hardly ever	2695	6.62		
Pretty often	803	6.71		
From time to time	2401	6.71		
Never	1606	7.08		
All the time	461		8.57	
Sig.		.718		1.000

Means for groups in homogeneous subsets are displayed.

a Uses Harmonic Mean Sample Size = 1036.325.

b The group sizes are unequal. The harmonic mean of the group sizes is used. Type I error levels are not guaranteed.

Passive Aggressive style: Romantic sphere

Tukey HSD

	N	Subset for alpha = .05		
Do people tell you that you should stand up for yourself?		1	2	3
Hardly ever	2695	5.57		
Never	1606	5.76		
From time to time	2401	5.92	5.92	
Pretty often	803		7.08	7.08
All the time	461			7.89
Sig.		.922	.051	.323

Means for groups in homogeneous subsets are displayed.

a Uses Harmonic Mean Sample Size = 1036.325.

b The group sizes are unequal. The harmonic mean of the group sizes is used. Type I error levels are not guaranteed.

Passive Aggressive style: Work sphere

Tukey HSD

	N	Subset for alpha = .05	
Do people tell you that you should stand up for yourself?		1	2
Hardly ever	2695	3.14	
Never	1606	3.31	
From time to time	2401	3.99	
Pretty often	803		5.15
All the time	461		5.81
Sig.		.064	.243

Means for groups in homogeneous subsets are displayed.

a Uses Harmonic Mean Sample Size = 1036.325.

b The group sizes are unequal. The harmonic mean of the group sizes is used. Type I error levels are not guaranteed.

Passive Aggressive style: High-charge situations

Tukey HSD

	N	Subset for alpha = .05		
Do people tell you that you should stand up for yourself?		1	2	3
Hardly ever	2695	6.05		
Never	1606	6.38	6.38	
From time to time	2401	6.48	6.48	
Pretty often	803		7.26	
All the time	461			8.53
Sig.		.693	.058	1.000

Means for groups in homogeneous subsets are displayed.

a Uses Harmonic Mean Sample Size = 1036.325.

b The group sizes are unequal. The harmonic mean of the group sizes is used. Type I error levels are not guaranteed.

Passive Aggressive style: Moderate-charge situations

Tukey HSD

	N	Subset for alpha = .05		
Do people tell you that you should stand up for yourself?		1	2	3
Hardly ever	2695	4.21		
Never	1606	4.43	4.43	
From time to time	2401	4.56	4.56	
Pretty often	803		5.37	
All the time	461			6.46
Sig.		.840	.052	1.000

Means for groups in homogeneous subsets are displayed.

a Uses Harmonic Mean Sample Size = 1036.325.

b The group sizes are unequal. The harmonic mean of the group sizes is used. Type I error levels are not guaranteed.

Passive Aggressive style: Low-charge situations

Tukey HSD

	N	Subset for alpha = .05		
Do people tell you that you should stand up for yourself?		1	2	3
Never	1606	5.30		
Hardly ever	2695	5.48		
From time to time	2401	5.74	5.74	
Pretty often	803		6.71	
All the time	461			8.35
Sig.		.793	.099	1.000

Means for groups in homogeneous subsets are displayed.

a Uses Harmonic Mean Sample Size = 1036.325.

b The group sizes are unequal. The harmonic mean of the group sizes is used. Type I error levels are not guaranteed.

Transcendent style: General score

Tukey HSD

	N	Subset for alpha = .05
Do people tell you that you should stand up for yourself?		1
Never	1606	14.13
Hardly ever	2695	14.21
Pretty often	803	14.27
From time to time	2401	14.39
All the time	461	14.57
Sig.		.817

Means for groups in homogeneous subsets are displayed.

a Uses Harmonic Mean Sample Size = 1036.325.

b The group sizes are unequal. The harmonic mean of the group sizes is used. Type I error levels are not guaranteed.

Transcendent style: Simple social sphere

Tukey HSD

	N	Subset for alpha = .05
Do people tell you that you should stand up for yourself?		1
Never	1606	12.05
Hardly ever	2695	12.35
From time to time	2401	12.83
Pretty often	803	13.57
All the time	461	14.25
Sig.		.102

Means for groups in homogeneous subsets are displayed.

a Uses Harmonic Mean Sample Size = 1036.325.

b The group sizes are unequal. The harmonic mean of the group sizes is used. Type I error levels are not guaranteed.

Transcendent style: Complex social sphere

Tukey HSD

	N	Subset for alpha = .05
Do people tell you that you should stand up for yourself?		1
Pretty often	803	16.67
All the time	461	17.06
Hardly ever	2695	17.93
Never	1606	18.07
From time to time	2401	18.16
Sig.		.169

Means for groups in homogeneous subsets are displayed.

a Uses Harmonic Mean Sample Size = 1036.325.

b The group sizes are unequal. The harmonic mean of the group sizes is used. Type I error levels are not guaranteed.

Transcendent style: Romantic sphere

Tukey HSD

	N	Subset for alpha = .05
Do people tell you that you should stand up for yourself?		1
From time to time	2401	10.38
Pretty often	803	10.55
Hardly ever	2695	10.58
Never	1606	10.71
All the time	461	10.76
Sig.		.935

Means for groups in homogeneous subsets are displayed.

a Uses Harmonic Mean Sample Size = 1036.325.

b The group sizes are unequal. The harmonic mean of the group sizes is used. Type I error levels are not guaranteed.

Transcendent style: Work sphere

Tukey HSD

	N	Subset for alpha = .05
Do people tell you that you should stand up for yourself?		1
Never	1606	15.45
Hardly ever	2695	15.77
From time to time	2401	16.00
All the time	461	16.16
Pretty often	803	16.17
Sig.		.806

Means for groups in homogeneous subsets are displayed.

a Uses Harmonic Mean Sample Size = 1036.325.

b The group sizes are unequal. The harmonic mean of the group sizes is used. Type I error levels are not guaranteed.

Transcendent style: High-charge situations

Tukey HSD

	N	Subset for alpha = .05
Do people tell you that you should stand up for yourself?		1
Hardly ever	2695	11.60
From time to time	2401	11.79
Never	1606	11.82
Pretty often	803	12.15
All the time	461	13.22
Sig.		.776
		2

Means for groups in homogeneous subsets are displayed.

a Uses Harmonic Mean Sample Size = 1036.325.

b The group sizes are unequal. The harmonic mean of the group sizes is used. Type I error levels are not guaranteed.

Transcendent style: Moderate-charge situations

Tukey HSD

	N	Subset for alpha = .05
Do people tell you that you should stand up for yourself?		1
All the time	461	15.08
Pretty often	803	15.24
Never	1606	15.36
From time to time	2401	15.56
Hardly ever	2695	15.79
Sig.		.734

Means for groups in homogeneous subsets are displayed.

a Uses Harmonic Mean Sample Size = 1036.325.

b The group sizes are unequal. The harmonic mean of the group sizes is used. Type I error levels are not guaranteed.

Transcendent style: Low-charge situations

Tukey HSD

	N	Subset for alpha = .05
Do people tell you that you should stand up for yourself?		1
Never	1606	14.45
All the time	461	14.56
Hardly ever	2695	14.80
Pretty often	803	14.91
From time to time	2401	15.23
Sig.		.679

Means for groups in homogeneous subsets are displayed.

a Uses Harmonic Mean Sample Size = 1036.325.

b The group sizes are unequal. The harmonic mean of the group sizes is used. Type I error levels are not guaranteed.

Annex 12 -Homogeneous Subsets: Typical Conflict Outcome

The following tables present the homogeneous subsets for all styles in general score, all spheres, and all levels of social significance of a given situation with respect to typical conflict outcome.

Accommodating style: General score

Tukey HSD

	N	Subset for alpha = .05		
What is the typical outcome of your conflicts?		1	2	3
It's my way, or I walk away	406	15.35		
I win	662	15.74		
A dead-lock	502		17.92	
A compromise	5629			19.57
I never get into conflicts	185			20.54
The other person wins	542			20.70
Sig.		.973	1.000	.229

Means for groups in homogeneous subsets are displayed.

a Uses Harmonic Mean Sample Size = 447.971.

b The group sizes are unequal. The harmonic mean of the group sizes is used. Type I error levels are not guaranteed.

Accommodating style: Simple social sphere

Tukey HSD

	N	Subset for alpha = .05	
What is the typical outcome of your conflicts?		1	2
I win	662	8.03	
It's my way, or I walk away	406	9.22	9.22
A dead-lock	502	9.36	9.36
A compromise	5629	9.53	9.53
The other person wins	542	9.88	9.88
I never get into conflicts	185		10.42
Sig.		.114	.567

Means for groups in homogeneous subsets are displayed.

a Uses Harmonic Mean Sample Size = 447.971.

b The group sizes are unequal. The harmonic mean of the group sizes is used. Type I error levels are not guaranteed.

Accommodating style: Complex social sphere

Tukey HSD

	N	Subset for alpha = .05		
What is the typical outcome of your conflicts?		1	2	3
It's my way, or I walk away	406	18.57		
I win	662	18.84		
A dead-lock	502	21.29	21.29	
I never get into conflicts	185		22.09	22.09
The other person wins	542		23.52	23.52
A compromise	5629			24.35
Sig.		.105	.284	.275

Means for groups in homogeneous subsets are displayed.

a Uses Harmonic Mean Sample Size = 447.971.

b The group sizes are unequal. The harmonic mean of the group sizes is used. Type I error levels are not guaranteed.

Accommodating style: Romantic sphere

Tukey HSD

	N	Subset for alpha = .05		
What is the typical outcome of your conflicts?		1		2
It's my way, or I walk away	406	17.15		
I win	662	17.86		
A dead-lock	502	19.45		19.45
A compromise	5629			20.89
I never get into conflicts	185			21.55
The other person wins	542			21.89
Sig.		.148		.104

Means for groups in homogeneous subsets are displayed.

a Uses Harmonic Mean Sample Size = 447.971.

b The group sizes are unequal. The harmonic mean of the group sizes is used. Type I error levels are not guaranteed.

Accommodating style: Work sphere

Tukey HSD

	N	Subset for alpha = .05			
		1	2	3	4
What is the typical outcome of your conflicts?					
It's my way, or I walk away	406	9.52			
I win	662	10.59	10.59		
A dead-lock	502		12.59	12.59	
A compromise	5629			13.01	13.01
The other person wins	542			14.58	14.58
I never get into conflicts	185				15.08
Sig.		.752	.110	.117	.090

Means for groups in homogeneous subsets are displayed.

a Uses Harmonic Mean Sample Size = 447.971.

b The group sizes are unequal. The harmonic mean of the group sizes is used. Type I error levels are not guaranteed.

Accommodating style: High-charge situations

Tukey HSD

	N	Subset for alpha = .05			
		1	2	3	4
What is the typical outcome of your conflicts?					
It's my way, or I walk away	406	13.18			
I win	662	13.44	13.44		
A dead-lock	502	15.01	15.01	15.01	
I never get into conflicts	185		15.29	15.29	15.29
The other person wins	542			16.33	16.33
A compromise	5629				17.02
Sig.		.084	.080	.397	.122

Means for groups in homogeneous subsets are displayed.

a Uses Harmonic Mean Sample Size = 447.971.

b The group sizes are unequal. The harmonic mean of the group sizes is used. Type I error levels are not guaranteed.

Accommodating style: Moderate-charge situations

Tukey HSD

	N	Subset for alpha = .05		
What is the typical outcome of your conflicts?		1	2	3
It's my way, or I walk away	406	9.98		
I win	662	10.45	10.45	
A dead-lock	502		12.11	12.11
A compromise	5629		12.35	12.35
The other person wins	542			13.27
I never get into conflicts	185			13.89
Sig.		.984	.073	.111

Means for groups in homogeneous subsets are displayed.

a Uses Harmonic Mean Sample Size = 447.971.

b The group sizes are unequal. The harmonic mean of the group sizes is used. Type I error levels are not guaranteed.

Accommodating style: Low-charge situations

Tukey HSD

	N	Subset for alpha = .05		
What is the typical outcome of your conflicts?		1	2	3
I win	662	15.46		
It's my way, or I walk away	406	15.58		
A dead-lock	502	17.18	17.18	
A compromise	5629		18.66	
The other person wins	542			21.82
I never get into conflicts	185			22.70
Sig.		.472	.636	.941

Means for groups in homogeneous subsets are displayed.

a Uses Harmonic Mean Sample Size = 447.971.

b The group sizes are unequal. The harmonic mean of the group sizes is used. Type I error levels are not guaranteed.

Avoidant style: General score

Tukey HSD

	N	Subset for alpha = .05			
		1	2	3	4
What is the typical outcome of your conflicts?					
I win	662	9.81			
A compromise	5629	11.43	11.43		
It's my way, or I walk away	406		12.29		
A dead-lock	502			14.79	
I never get into conflicts	185				20.56
The other person wins	542				21.98
Sig.		.057	.676	1.000	.132

Means for groups in homogeneous subsets are displayed.

a Uses Harmonic Mean Sample Size = 447.971.

b The group sizes are unequal. The harmonic mean of the group sizes is used. Type I error levels are not guaranteed.

Avoidant style: Simple social sphere

Tukey HSD

	N	Subset for alpha = .05			
		1	2	3	4
What is the typical outcome of your conflicts?					
I win	662	11.18			
It's my way, or I walk away	406	13.83	13.83		
A compromise	5629		14.12		
A dead-lock	502			17.33	
I never get into conflicts	185				23.09
The other person wins	542				25.12
Sig.		.102	1.000	1.000	.355

Means for groups in homogeneous subsets are displayed.

a Uses Harmonic Mean Sample Size = 447.971.

b The group sizes are unequal. The harmonic mean of the group sizes is used. Type I error levels are not guaranteed.

Avoidant style: Complex social sphere

Tukey HSD

	N	Subset for alpha =		
		.05		
What is the typical outcome of your conflicts?		1	2	3
I win	662	7.85		
A compromise	5629	8.46		
It's my way, or I walk away	406	8.65	8.65	
A dead-lock	502		10.78	
I never get into conflicts	185			16.89
The other person wins	542			18.40
Sig.		.916	.077	.395

Means for groups in homogeneous subsets are displayed.

a Uses Harmonic Mean Sample Size = 447.971.

b The group sizes are unequal. The harmonic mean of the group sizes is used. Type I error levels are not guaranteed.

Avoidant style: Romantic sphere

Tukey HSD

	N	Subset for alpha =		
		.05		
What is the typical outcome of your conflicts?		1	2	3
I win	662	8.36		
A compromise	5629	8.54		
It's my way, or I walk away	406	8.84		
A dead-lock	502		11.18	
The other person wins	542			15.34
I never get into conflicts	185			16.28
Sig.		.990	1.000	.819

Means for groups in homogeneous subsets are displayed.

a Uses Harmonic Mean Sample Size = 447.971.

b The group sizes are unequal. The harmonic mean of the group sizes is used. Type I error levels are not guaranteed.

Avoidant style: Work sphere

Tukey HSD

	N	Subset for alpha = .05			
What is the typical outcome of your conflicts?		1	2	3	4
I win	662	7.80			
A compromise	5629	8.17			
It's my way, or I walk away	406		11.38		
A dead-lock	502		11.93		
I never get into conflicts	185			14.17	
The other person wins	542				17.69
Sig.		.997	.980	1.000	1.000

Means for groups in homogeneous subsets are displayed.

a Uses Harmonic Mean Sample Size = 447.971.

b The group sizes are unequal. The harmonic mean of the group sizes is used. Type I error levels are not guaranteed.

Avoidant style: High-charge situations

Tukey HSD

	N	Subset for alpha = .05			
What is the typical outcome of your conflicts?		1	2	3	
I win	662	7.40			
It's my way, or I walk away	406	8.37			
A compromise	5629	8.43			
A dead-lock	502		10.64		
The other person wins	542				17.13
I never get into conflicts	185				17.68
Sig.		.566	1.000		.950

Means for groups in homogeneous subsets are displayed.

a Uses Harmonic Mean Sample Size = 447.971.

b The group sizes are unequal. The harmonic mean of the group sizes is used. Type I error levels are not guaranteed.

Avoidant style: Moderate-charge situations

Tukey HSD

	N	Subset for alpha = .05				
		1	2	3	4	5
What is the typical outcome of your conflicts?						
I win	662	10.03				
A compromise	5629	11.56	11.56			
It's my way, or I walk away	406		12.71			
A dead-lock	502			15.28		
I never get into conflicts	185				18.65	
The other person wins	542					22.77
Sig.		.429	.725	1.000	1.000	1.000

Means for groups in homogeneous subsets are displayed.

a Uses Harmonic Mean Sample Size = 447.971.

b The group sizes are unequal. The harmonic mean of the group sizes is used. Type I error levels are not guaranteed.

Avoidant style: Low-charge situations

Tukey HSD

	N	Subset for alpha = .05			
		1	2	3	4
What is the typical outcome of your conflicts?					
I win	662	7.69			
A compromise	5629	7.71			
It's my way, or I walk away	406		10.16		
A dead-lock	502		11.40	11.40	
I never get into conflicts	185			13.11	
The other person wins	542				15.48
Sig.		1.000	.512	.167	1.000

Means for groups in homogeneous subsets are displayed.

a Uses Harmonic Mean Sample Size = 447.971.

b The group sizes are unequal. The harmonic mean of the group sizes is used. Type I error levels are not guaranteed.

Competitive style: General score

Tukey HSD

	N	Subset for alpha = .05			
What is the typical outcome of your conflicts?		1	2	3	4
The other person wins	542	8.66			
I never get into conflicts	185	9.38			
A compromise	5629	9.98			
A dead-lock	502		13.94		
I win	662			16.63	
It's my way, or I walk away	406				18.12
Sig.		.062	1.000	1.000	1.000

Means for groups in homogeneous subsets are displayed.

a Uses Harmonic Mean Sample Size = 447.971.

b The group sizes are unequal. The harmonic mean of the group sizes is used. Type I error levels are not guaranteed.

Competitive style: Simple social sphere

Tukey HSD

	N	Subset for alpha = .05		
What is the typical outcome of your conflicts?		1		2
I never get into conflicts	185	7.88		
The other person wins	542	8.41		
A compromise	5629	9.65		
A dead-lock	502			13.15
It's my way, or I walk away	406			13.34
I win	662			13.44
Sig.		.195		.999

Means for groups in homogeneous subsets are displayed.

a Uses Harmonic Mean Sample Size = 447.971.

b The group sizes are unequal. The harmonic mean of the group sizes is used. Type I error levels are not guaranteed.

Competitive style: Complex social sphere

Tukey HSD

	N	Subset for alpha = .05			
		1	2	3	4
What is the typical outcome of your conflicts?					
The other person wins	542	7.26			
I never get into conflicts	185	8.92	8.92		
A compromise	5629		9.52		
A dead-lock	502			13.57	
I win	662				16.54
It's my way, or I walk away	406				16.87
Sig.		.254	.969	1.000	.998

Means for groups in homogeneous subsets are displayed.

a Uses Harmonic Mean Sample Size = 447.971.

b The group sizes are unequal. The harmonic mean of the group sizes is used. Type I error levels are not guaranteed.

Competitive style: Romantic sphere

Tukey HSD

	N	Subset for alpha = .05		
		1	2	3
What is the typical outcome of your conflicts?				
The other person wins	542	5.88		
A compromise	5629	6.53		
I never get into conflicts	185	6.82		
A dead-lock	502		9.79	
I win	662			12.54
It's my way, or I walk away	406			14.32
Sig.		.755	1.000	.110

Means for groups in homogeneous subsets are displayed.

a Uses Harmonic Mean Sample Size = 447.971.

b The group sizes are unequal. The harmonic mean of the group sizes is used. Type I error levels are not guaranteed.

Competitive style: Work sphere

Tukey HSD

	N	Subset for alpha = .05			
		1	2	3	4
What is the typical outcome of your conflicts?					
The other person wins	542	9.41			
I never get into conflicts	185	10.69	10.69		
A compromise	5629		12.26	12.26	
A dead-lock	502			14.45	
I win	662				17.57
It's my way, or I walk away	406				18.75
Sig.		.571	.334	.056	.662

Means for groups in homogeneous subsets are displayed.

a Uses Harmonic Mean Sample Size = 447.971.

b The group sizes are unequal. The harmonic mean of the group sizes is used. Type I error levels are not guaranteed.

Competitive style: High-charge situations

Tukey HSD

	N	Subset for alpha = .05			
		1	2	3	4
What is the typical outcome of your conflicts?					
The other person wins	542	8.83			
I never get into conflicts	185	9.42	9.42		
A compromise	5629		10.85		
A dead-lock	502			14.27	
I win	662			15.61	15.61
It's my way, or I walk away	406				17.19
Sig.		.936	.208	.271	.123

Means for groups in homogeneous subsets are displayed.

a Uses Harmonic Mean Sample Size = 447.971.

b The group sizes are unequal. The harmonic mean of the group sizes is used. Type I error levels are not guaranteed.

Competitive style: Moderate-charge situations

Tukey HSD

	N	Subset for alpha =		
		.05		
What is the typical outcome of your conflicts?		1	2	3
The other person wins	542	6.20		
A compromise	5629	7.40		
I never get into conflicts	185	7.68		
A dead-lock	502		10.20	
I win	662			13.23
It's my way, or I walk away	406			13.28
Sig.		.149	1.000	1.000

Means for groups in homogeneous subsets are displayed.

a Uses Harmonic Mean Sample Size = 447.971.

b The group sizes are unequal. The harmonic mean of the group sizes is used. Type I error levels are not guaranteed.

Competitive style: Low-charge situations

Tukey HSD

	N	Subset for alpha =		
		.05		
What is the typical outcome of your conflicts?		1	2	3
The other person wins	542	5.05		
I never get into conflicts	185	5.68		
A compromise	5629	6.31		
A dead-lock	502		9.41	
I win	662			12.08
It's my way, or I walk away	406			12.78
Sig.		.369	1.000	.893

Means for groups in homogeneous subsets are displayed.

a Uses Harmonic Mean Sample Size = 447.971.

b The group sizes are unequal. The harmonic mean of the group sizes is used. Type I error levels are not guaranteed.

Compromising style: General score

Tukey HSD

	N	Subset for alpha = .05			
What is the typical outcome of your conflicts?		1	2	3	
It's my way, or I walk away	406	29.27			
I never get into conflicts	185	30.14			
The other person wins	542		33.54		
A dead-lock	502		34.04		
I win	662		35.11		
A compromise	5629				43.81
Sig.		.941	.560		1.000

Means for groups in homogeneous subsets are displayed.

a Uses Harmonic Mean Sample Size = 447.971.

b The group sizes are unequal. The harmonic mean of the group sizes is used. Type I error levels are not guaranteed.

Compromising style: Simple social sphere

Tukey HSD

	N	Subset for alpha = .05			
What is the typical outcome of your conflicts?		1	2	3	4
It's my way, or I walk away	406	25.23			
I never get into conflicts	185	27.41	27.41		
The other person wins	542	28.02	28.02		
A dead-lock	502		30.56	30.56	
I win	662			32.22	
A compromise	5629				40.68
Sig.		.391	.254	.866	1.000

Means for groups in homogeneous subsets are displayed.

a Uses Harmonic Mean Sample Size = 447.971.

b The group sizes are unequal. The harmonic mean of the group sizes is used. Type I error levels are not guaranteed.

Compromising style: Complex social sphere

Tukey HSD

	N	Subset for alpha =		
		.05		
What is the typical outcome of your conflicts?		1	2	3
I never get into conflicts	185	22.03		
It's my way, or I walk away	406	24.97	24.97	
The other person wins	542	25.32	25.32	
A dead-lock	502		26.27	
I win	662		26.49	
A compromise	5629			31.19
Sig.		.060	.793	1.000

Means for groups in homogeneous subsets are displayed.

a Uses Harmonic Mean Sample Size = 447.971.

b The group sizes are unequal. The harmonic mean of the group sizes is used. Type I error levels are not guaranteed.

Compromising style: Romantic sphere

Tukey HSD

	N	Subset for alpha =		
		.05		
What is the typical outcome of your conflicts?		1	2	3
It's my way, or I walk away	406	27.31		
I never get into conflicts	185	30.95	30.95	
A dead-lock	502		32.92	
The other person wins	542		33.88	
I win	662		34.01	
A compromise	5629			45.35
Sig.		.103	.253	1.000

Means for groups in homogeneous subsets are displayed.

a Uses Harmonic Mean Sample Size = 447.971.

b The group sizes are unequal. The harmonic mean of the group sizes is used. Type I error levels are not guaranteed.

Compromising style: Work sphere

Tukey HSD

	N	Subset for alpha = .05			
What is the typical outcome of your conflicts?		1	2	3	4
I never get into conflicts	185	29.67			
It's my way, or I walk away	406	31.31	31.31		
The other person wins	542		34.65	34.65	
A dead-lock	502			36.03	
I win	662			38.07	
A compromise	5629				46.44
Sig.		.845	.153	.133	1.000

Means for groups in homogeneous subsets are displayed.

a Uses Harmonic Mean Sample Size = 447.971.

b The group sizes are unequal. The harmonic mean of the group sizes is used. Type I error levels are not guaranteed.

Compromising style: High-charge situations

Tukey HSD

	N	Subset for alpha = .05		
What is the typical outcome of your conflicts?		1	2	3
It's my way, or I walk away	406	22.98		
I never get into conflicts	185	23.67		
The other person wins	542		26.67	
A dead-lock	502		26.96	
I win	662		29.10	
A compromise	5629			36.15
Sig.		.985	.171	1.000

Means for groups in homogeneous subsets are displayed.

a Uses Harmonic Mean Sample Size = 447.971.

b The group sizes are unequal. The harmonic mean of the group sizes is used. Type I error levels are not guaranteed.

Compromising style: Moderate-charge situations

Tukey HSD

	N	Subset for alpha = .05			
What is the typical outcome of your conflicts?		1	2	3	4
It's my way, or I walk away	406	29.73			
I never get into conflicts	185	30.22	30.22		
The other person wins	542	32.55	32.55	32.55	
A dead-lock	502		33.88	33.88	
I win	662			34.89	
A compromise	5629				44.69
Sig.		.273	.062	.483	1.000

Means for groups in homogeneous subsets are displayed.

a Uses Harmonic Mean Sample Size = 447.971.

b The group sizes are unequal. The harmonic mean of the group sizes is used. Type I error levels are not guaranteed.

Compromising style: Low-charge situations

Tukey HSD

	N	Subset for alpha = .05		
What is the typical outcome of your conflicts?		1	2	3
I never get into conflicts	185	28.58		
It's my way, or I walk away	406	29.28		
The other person wins	542	32.17	32.17	
A dead-lock	502		33.96	
I win	662		34.37	
A compromise	5629			43.35
Sig.		.115	.635	1.000

Means for groups in homogeneous subsets are displayed.

a Uses Harmonic Mean Sample Size = 447.971.

b The group sizes are unequal. The harmonic mean of the group sizes is used. Type I error levels are not guaranteed.

Dominating style: General score

Tukey HSD

	N	Subset for alpha = .05				
What is the typical outcome of your conflicts?		1	2	3	4	5
The other person wins	542	4.68				
A compromise	5629	4.86				
I never get into conflicts	185		6.07			
A dead-lock	502			8.88		
I win	662				12.56	
It's my way, or I walk away	406					14.63
Sig.		.999	1.000	1.000	1.000	1.000

Means for groups in homogeneous subsets are displayed.

a Uses Harmonic Mean Sample Size = 447.971.

b The group sizes are unequal. The harmonic mean of the group sizes is used. Type I error levels are not guaranteed.

Dominating style: Simple social sphere

Tukey HSD

	N	Subset for alpha = .05		
What is the typical outcome of your conflicts?		1	2	3
The other person wins	542	8.30		
I never get into conflicts	185	8.34		
A compromise	5629	9.81	9.81	
A dead-lock	502		11.98	
I win	662			17.65
It's my way, or I walk away	406			19.07
Sig.		.495	.119	.567

Means for groups in homogeneous subsets are displayed.

a Uses Harmonic Mean Sample Size = 447.971.

b The group sizes are unequal. The harmonic mean of the group sizes is used. Type I error levels are not guaranteed.

Dominating style: Complex social sphere

Tukey HSD

	N	Subset for alpha = .05				
What is the typical outcome of your conflicts?		1	2	3	4	
A compromise	5629	1.66				
The other person wins	542	1.73				
I never get into conflicts	185		3.18			
A dead-lock	502		3.66			
I win	662			5.36		
It's my way, or I walk away	406				6.74	
Sig.		1.000	.883	1.000	1.000	1.000

Means for groups in homogeneous subsets are displayed.

a Uses Harmonic Mean Sample Size = 447.971.

b The group sizes are unequal. The harmonic mean of the group sizes is used. Type I error levels are not guaranteed.

Dominating style: Romantic sphere

Tukey HSD

	N	Subset for alpha = .05				
What is the typical outcome of your conflicts?		1	2	3	4	5
The other person wins	542	3.34				
A compromise	5629	3.38				
I never get into conflicts	185		5.07			
A dead-lock	502			6.97		
I win	662				8.80	
It's my way, or I walk away	406					11.02
Sig.		1.000	1.000	1.000	1.000	1.000

Means for groups in homogeneous subsets are displayed.

a Uses Harmonic Mean Sample Size = 447.971.

b The group sizes are unequal. The harmonic mean of the group sizes is used. Type I error levels are not guaranteed.

Dominating style: Work sphere

Tukey HSD

	N	Subset for alpha = .05			
What is the typical outcome of your conflicts?		1	2	3	
The other person wins	542	2.73			
A compromise	5629	2.84			
I never get into conflicts	185	4.08	4.08		
A dead-lock	502		5.29		
I win	662				9.40
It's my way, or I walk away	406				9.85
Sig.		.098	.191		.954

Means for groups in homogeneous subsets are displayed.

a Uses Harmonic Mean Sample Size = 447.971.

b The group sizes are unequal. The harmonic mean of the group sizes is used. Type I error levels are not guaranteed.

Dominating style: High-charge situations

Tukey HSD

	N	Subset for alpha = .05				
What is the typical outcome of your conflicts?		1	2	3	4	5
The other person wins	542	3.85				
A compromise	5629	4.14	4.14			
I never get into conflicts	185		5.37			
A dead-lock	502			6.96		
I win	662				9.88	
It's my way, or I walk away	406					11.52
Sig.		.989	.093	1.000	1.000	1.000

Means for groups in homogeneous subsets are displayed.

a Uses Harmonic Mean Sample Size = 447.971.

b The group sizes are unequal. The harmonic mean of the group sizes is used. Type I error levels are not guaranteed.

Dominating style: Moderate-charge situations

Tukey HSD

	N	Subset for alpha =		
		.05		
What is the typical outcome of your conflicts?		1	2	3
The other person wins	542	4.26		
I never get into conflicts	185	4.92		
A compromise	5629	4.99		
A dead-lock	502		7.71	
I win	662			10.65
It's my way, or I walk away	406			11.70
Sig.		.777	1.000	.411

Means for groups in homogeneous subsets are displayed.

a Uses Harmonic Mean Sample Size = 447.971.

b The group sizes are unequal. The harmonic mean of the group sizes is used. Type I error levels are not guaranteed.

Dominating style: Low-charge situations

Tukey HSD

	N	Subset for alpha =		
		.05		
What is the typical outcome of your conflicts?		1	2	3
The other person wins	542	3.67		
A compromise	5629	3.92	3.92	
I never get into conflicts	185	5.14	5.14	
A dead-lock	502		5.38	
I win	662			9.23
It's my way, or I walk away	406			10.07
Sig.		.105	.111	.689

Means for groups in homogeneous subsets are displayed.

a Uses Harmonic Mean Sample Size = 447.971.

b The group sizes are unequal. The harmonic mean of the group sizes is used. Type I error levels are not guaranteed.

Passive Aggressive style: General score

Tukey HSD

	N	Subset for alpha = .05			
What is the typical outcome of your conflicts?		1	2	3	4
A compromise	5629	4.59			
The other person wins	542		6.87		
I never get into conflicts	185		7.03		
I win	662		7.46	7.46	
A dead-lock	502			8.43	
It's my way, or I walk away	406				9.98
Sig.		1.000	.611	.091	1.000

Means for groups in homogeneous subsets are displayed.

a Uses Harmonic Mean Sample Size = 447.971.

b The group sizes are unequal. The harmonic mean of the group sizes is used. Type I error levels are not guaranteed.

Passive Aggressive style: Simple social sphere

Tukey HSD

	N	Subset for alpha = .05			
What is the typical outcome of your conflicts?		1	2	3	
A compromise	5629	5.09			
The other person wins	542		7.34		
I never get into conflicts	185		7.35		
I win	662		7.95		
A dead-lock	502		8.53		
It's my way, or I walk away	406				11.23
Sig.		1.000	.603		1.000

Means for groups in homogeneous subsets are displayed.

a Uses Harmonic Mean Sample Size = 447.971.

b The group sizes are unequal. The harmonic mean of the group sizes is used. Type I error levels are not guaranteed.

Passive Aggressive style: Complex social sphere

Tukey HSD

	N	Subset for alpha = .05		
What is the typical outcome of your conflicts?		1	2	3
A compromise	5629	6.18		
The other person wins	542	6.57		
I never get into conflicts	185	7.57	7.57	
A dead-lock	502		8.86	8.86
I win	662		9.08	9.08
It's my way, or I walk away	406			10.04
Sig.		.116	.065	.272

Means for groups in homogeneous subsets are displayed.

a Uses Harmonic Mean Sample Size = 447.971.

b The group sizes are unequal. The harmonic mean of the group sizes is used. Type I error levels are not guaranteed.

Passive Aggressive style: Romantic sphere

Tukey HSD

	N	Subset for alpha = .05				
What is the typical outcome of your conflicts?		1	2	3	4	5
A compromise	5629	4.57				
I never get into conflicts	185		6.62			
The other person wins	542		7.89	7.89		
I win	662			8.95	8.95	
A dead-lock	502				10.28	
It's my way, or I walk away	406					12.13
Sig.		1.000	.340	.544	.282	1.000

Means for groups in homogeneous subsets are displayed.

a Uses Harmonic Mean Sample Size = 447.971.

b The group sizes are unequal. The harmonic mean of the group sizes is used. Type I error levels are not guaranteed.

Passive Aggressive style: Work sphere

Tukey HSD

	N	Subset for alpha = .05			
What is the typical outcome of your conflicts?		1	2	3	
A compromise	5629	2.93			
I win	662		4.41		
The other person wins	542			5.97	
A dead-lock	502			6.35	
I never get into conflicts	185			6.73	
It's my way, or I walk away	406			7.33	
Sig.		1.000	1.000		.054

Means for groups in homogeneous subsets are displayed.

a Uses Harmonic Mean Sample Size = 447.971.

b The group sizes are unequal. The harmonic mean of the group sizes is used. Type I error levels are not guaranteed.

Passive Aggressive style: High-charge situations

Tukey HSD

	N	Subset for alpha = .05			
What is the typical outcome of your conflicts?		1	2	3	4
A compromise	5629	5.58			
I never get into conflicts	185		7.61		
The other person wins	542		7.95	7.95	
I win	662		8.41	8.41	
A dead-lock	502			9.06	
It's my way, or I walk away	406				10.52
Sig.		1.000	.578	.216	1.000

Means for groups in homogeneous subsets are displayed.

a Uses Harmonic Mean Sample Size = 447.971.

b The group sizes are unequal. The harmonic mean of the group sizes is used. Type I error levels are not guaranteed.

Passive Aggressive style: Moderate-charge situations

Tukey HSD

	N	Subset for alpha = .05			
What is the typical outcome of your conflicts?		1	2	3	4
A compromise	5629	3.40			
I never get into conflicts	185		5.95		
The other person wins	542		6.01		
I win	662		7.25	7.25	
A dead-lock	502			8.10	
It's my way, or I walk away	406				9.77
Sig.		1.000	.109	.556	1.000

Means for groups in homogeneous subsets are displayed.

a Uses Harmonic Mean Sample Size = 447.971.

b The group sizes are unequal. The harmonic mean of the group sizes is used. Type I error levels are not guaranteed.

Passive Aggressive style: Low-charge situations

Tukey HSD

	N	Subset for alpha = .05		
What is the typical outcome of your conflicts?		1	2	3
A compromise	5629	4.83		
The other person wins	542		6.85	
I win	662		7.23	
I never get into conflicts	185		7.36	
A dead-lock	502			9.39
It's my way, or I walk away	406			10.38
Sig.		1.000	.952	.542

Means for groups in homogeneous subsets are displayed.

a Uses Harmonic Mean Sample Size = 447.971.

b The group sizes are unequal. The harmonic mean of the group sizes is used. Type I error levels are not guaranteed.

Transcendent style: General score

Tukey HSD

	N	Subset for alpha = .05			
What is the typical outcome of your conflicts?		1	2	3	4
It's my way, or I walk away	406	12.03			
I win	662	12.72			
A dead-lock	502	12.92	12.92		
A compromise	5629		14.59	14.59	
The other person wins	542			15.22	
I never get into conflicts	185				17.93
Sig.		.687	.069	.908	1.000

Means for groups in homogeneous subsets are displayed.

a Uses Harmonic Mean Sample Size = 447.971.

b The group sizes are unequal. The harmonic mean of the group sizes is used. Type I error levels are not guaranteed.

Transcendent style: Simple social sphere

Tukey HSD

	N	Subset for alpha = .05		
What is the typical outcome of your conflicts?		1	2	3
It's my way, or I walk away	406	11.29		
A dead-lock	502	11.53		
I win	662	11.80		
A compromise	5629	12.57	12.57	
The other person wins	542		15.02	15.02
I never get into conflicts	185			17.61
Sig.		.755	.095	.067

Means for groups in homogeneous subsets are displayed.

a Uses Harmonic Mean Sample Size = 447.971.

b The group sizes are unequal. The harmonic mean of the group sizes is used. Type I error levels are not guaranteed.

Transcendent style: Complex social sphere

Tukey HSD

	N	Subset for alpha = .05			
What is the typical outcome of your conflicts?		1	2	3	4
It's my way, or I walk away	406	14.16			
A dead-lock	502	15.56	15.56		
I win	662	15.82	15.82	15.82	
The other person wins	542		17.18	17.18	17.18
A compromise	5629			18.65	18.65
I never get into conflicts	185				19.32
Sig.		.575	.602	.061	.282

Means for groups in homogeneous subsets are displayed.

a Uses Harmonic Mean Sample Size = 447.971.

b The group sizes are unequal. The harmonic mean of the group sizes is used. Type I error levels are not guaranteed.

Transcendent style: Romantic sphere

Tukey HSD

	N	Subset for alpha = .05	
What is the typical outcome of your conflicts?		1	2
It's my way, or I walk away	406	9.24	
A dead-lock	502	9.41	
I win	662	9.48	
A compromise	5629	10.75	10.75
The other person wins	542		11.79
I never get into conflicts	185		12.70
Sig.		.344	.101

Means for groups in homogeneous subsets are displayed.

a Uses Harmonic Mean Sample Size = 447.971.

b The group sizes are unequal. The harmonic mean of the group sizes is used. Type I error levels are not guaranteed.

Transcendent style: Work sphere

Tukey HSD

	N	Subset for alpha = .05		
What is the typical outcome of your conflicts?		1	2	3
It's my way, or I walk away	406	13.33		
I win	662	13.67		
A dead-lock	502	15.01	15.01	
A compromise	5629	16.14	16.14	
The other person wins	542		16.86	
I never get into conflicts	185			22.03
Sig.		.054	.435	1.000

Means for groups in homogeneous subsets are displayed.

a Uses Harmonic Mean Sample Size = 447.971.

b The group sizes are unequal. The harmonic mean of the group sizes is used. Type I error levels are not guaranteed.

Transcendent style: High-charge situations

Tukey HSD

	N	Subset for alpha = .05		
What is the typical outcome of your conflicts?		1	2	3
I win	662	10.34		
It's my way, or I walk away	406	10.61		
A dead-lock	502	11.42		
A compromise	5629	11.94	11.94	
The other person wins	542		13.64	13.64
I never get into conflicts	185			15.47
Sig.		.222	.167	.109

Means for groups in homogeneous subsets are displayed.

a Uses Harmonic Mean Sample Size = 447.971.

b The group sizes are unequal. The harmonic mean of the group sizes is used. Type I error levels are not guaranteed.

Transcendent style: Moderate-charge situations

Tukey HSD

	N	Subset for alpha = .05		
What is the typical outcome of your conflicts?		1		2
A dead-lock	502	13.53		
It's my way, or I walk away	406	13.82		
I win	662	14.21		
The other person wins	542	15.55		
A compromise	5629	15.95		
I never get into conflicts	185		19.30	
Sig.		.068		1.000

Means for groups in homogeneous subsets are displayed.

a Uses Harmonic Mean Sample Size = 447.971.

b The group sizes are unequal. The harmonic mean of the group sizes is used. Type I error levels are not guaranteed.

Transcendent style: Low-charge situations

Tukey HSD

	N	Subset for alpha = .05		
What is the typical outcome of your conflicts?		1	2	3
It's my way, or I walk away	406	11.76		
A dead-lock	502	13.27	13.27	
I win	662	13.94	13.94	
The other person wins	542		14.97	14.97
A compromise	5629		15.22	15.22
I never get into conflicts	185			17.43
Sig.		.152	.258	.068

Means for groups in homogeneous subsets are displayed.

a Uses Harmonic Mean Sample Size = 447.971.

b The group sizes are unequal. The harmonic mean of the group sizes is used. Type I error levels are not guaranteed.

Annex 13 -Homogeneous Subsets: Age Groups

The following tables present the homogeneous subsets for all styles in general score, all spheres, and all levels of social significance of a given situation with respect to age groups.

Accommodating style: General score

Tukey HSD

Age groups	N	Subset for alpha = .05	
10-15	403	17.79	2
40-49	1115	18.75	18.75
34-39	713	18.81	18.81
16-18	1233		19.07
30-34	967		19.11
50-59	402		19.21
25-29	1214		19.23
19-24	2597		19.37
Sig.		.148	.763

Means for groups in homogeneous subsets are displayed.

a Uses Harmonic Mean Sample Size = 775.023.

b The group sizes are unequal. The harmonic mean of the group sizes is used. Type I error levels are not guaranteed.

Accommodating style: Simple social sphere

Tukey HSD

Age groups	N	Subset for alpha = .05	
40-49	1115	8.89	1
50-59	402	8.96	8.96
34-39	713	9.10	9.10
30-34	967	9.26	9.26
25-29	1214	9.56	9.56
16-18	1233	9.76	9.76
19-24	2597	9.80	9.80
10-15	403	9.93	9.93
Sig.			.590

Means for groups in homogeneous subsets are displayed.

a Uses Harmonic Mean Sample Size = 775.023.

b The group sizes are unequal. The harmonic mean of the group sizes is used. Type I error levels are not guaranteed.

Accommodating style: Complex social sphere

Tukey HSD

	N	Subset for alpha = .05	
Age groups		1	2
10-15	403	20.69	
34-39	713	21.95	21.95
40-49	1115	22.09	22.09
16-18	1233	23.09	23.09
30-34	967		23.20
50-59	402		23.45
25-29	1214		23.89
19-24	2597		24.26
Sig.		.060	.083

Means for groups in homogeneous subsets are displayed.

a Uses Harmonic Mean Sample Size = 775.023.

b The group sizes are unequal. The harmonic mean of the group sizes is used. Type I error levels are not guaranteed.

Accommodating style: Romantic sphere

Tukey HSD

	N	Subset for alpha = .05		
Age groups		1	2	3
10-15	403	16.69		
16-18	1233	18.49	18.49	
19-24	2597		19.97	19.97
25-29	1214		20.59	20.59
34-39	713			21.20
50-59	402			21.70
40-49	1115			21.77
30-34	967			21.86
Sig.		.193	.069	.150

Means for groups in homogeneous subsets are displayed.

a Uses Harmonic Mean Sample Size = 775.023.

b The group sizes are unequal. The harmonic mean of the group sizes is used. Type I error levels are not guaranteed.

Accommodating style: Work sphere

Tukey HSD

	N	Subset for alpha = .05	
Age groups		1	2
40-49	1115	12.14	
50-59	402	12.30	12.30
34-39	713	12.42	12.42
30-34	967	12.60	12.60
10-15	403	12.85	12.85
25-29	1214	13.04	13.04
19-24	2597	13.22	13.22
16-18	1233		14.09
Sig.		.629	.059

Means for groups in homogeneous subsets are displayed.

a Uses Harmonic Mean Sample Size = 775.023.

b The group sizes are unequal. The harmonic mean of the group sizes is used. Type I error levels are not guaranteed.

Accommodating style: High-charge situations

Tukey HSD

Age groups	N	Subset for alpha = .05	
10-15	403	14.76	15.70
30-34	967	15.70	15.72
34-39	713	15.72	16.15
40-49	1115	16.15	16.40
25-29	1214		16.50
16-18	1233		16.83
50-59	402		16.85
19-24	2597		.141
Sig.			.353

Means for groups in homogeneous subsets are displayed.

a Uses Harmonic Mean Sample Size = 775.023.

b The group sizes are unequal. The harmonic mean of the group sizes is used. Type I error levels are not guaranteed.

Accommodating style: Moderate-charge situations

Tukey HSD

Age groups	N	Subset for alpha = .05	
10-15	403	11.44	11.78
16-18	1233	11.78	12.04
19-24	2597	12.04	12.15
25-29	1214	12.15	12.59
40-49	1115	12.59	12.62
34-39	713	12.62	12.66
50-59	402	12.66	12.87
30-34	967	12.87	.129
Sig.			

Means for groups in homogeneous subsets are displayed.

a Uses Harmonic Mean Sample Size = 775.023.

b The group sizes are unequal. The harmonic mean of the group sizes is used. Type I error levels are not guaranteed.

Accommodating style: Low-charge situations

Tukey HSD

Age groups	N	Subset for alpha = .05	
10-15	403	17.06	17.51
34-39	713	17.51	17.69
40-49	1115	17.69	18.13
50-59	402	18.13	18.63
19-24	2597	18.63	18.71
25-29	1214	18.71	18.86
16-18	1233	18.86	19.30
30-34	967	19.30	.216
Sig.			.223

Means for groups in homogeneous subsets are displayed.

a Uses Harmonic Mean Sample Size = 775.023.

b The group sizes are unequal. The harmonic mean of the group sizes is used. Type I error levels are not guaranteed.

Avoidant style: General score

Tukey HSD

Age groups	N	Subset for alpha = .05		
		1		2
25-29	1214	12.17		
19-24	2597	12.42		12.42
40-49	1115	12.57		12.57
16-18	1233	12.62		12.62
50-59	402	12.66		12.66
34-39	713	12.80		12.80
30-34	967	13.08		13.08
10-15	403			13.63
Sig.		.495		.142

Means for groups in homogeneous subsets are displayed.

a Uses Harmonic Mean Sample Size = 775.023.

b The group sizes are unequal. The harmonic mean of the group sizes is used. Type I error levels are not guaranteed.

Avoidant style: Simple social sphere

Tukey HSD

Age groups	N	Subset for alpha = .05		
		1	2	3
10-15	403	11.20		
16-18	1233		13.76	
50-59	402		14.71	14.71
40-49	1115		15.14	15.14
25-29	1214		15.31	15.31
19-24	2597		15.43	15.43
34-39	713			16.47
30-34	967			16.55
Sig.		1.000	.420	.291

Means for groups in homogeneous subsets are displayed.

a Uses Harmonic Mean Sample Size = 775.023.

b The group sizes are unequal. The harmonic mean of the group sizes is used. Type I error levels are not guaranteed.

Avoidant style: Complex social sphere

Tukey HSD

Age groups	N	Subset for alpha =		
		.05		
		1	2	3
19-24	2597	8.48		
25-29	1214	8.94	8.94	
16-18	1233	9.23	9.23	9.23
34-39	713	9.99	9.99	9.99
30-34	967		10.41	10.41
50-59	402		10.54	10.54
10-15	403		10.58	10.58
40-49	1115			10.84
Sig.		.210	.131	.144

Means for groups in homogeneous subsets are displayed.

a Uses Harmonic Mean Sample Size = 775.023.

b The group sizes are unequal. The harmonic mean of the group sizes is used. Type I error levels are not guaranteed.

Avoidant style: Romantic sphere

Tukey HSD

Age groups	N	Subset for alpha =				
		.05				
		1	2	3	4	5
19-24	2597	8.18				
25-29	1214	8.52	8.52			
16-18	1233	9.34	9.34	9.34		
30-34	967	9.82	9.82	9.82		
34-39	713		9.98	9.98	9.98	
40-49	1115			10.36	10.36	10.36
10-15	403				11.63	11.63
50-59	402					12.10
Sig.		.093	.199	.658	.089	.061

Means for groups in homogeneous subsets are displayed.

a Uses Harmonic Mean Sample Size = 775.023.

b The group sizes are unequal. The harmonic mean of the group sizes is used. Type I error levels are not guaranteed.

Avoidant style: Work sphere

Tukey HSD

Age groups	N	Subset for alpha = .05			
		1	2	3	4
50-59	402	7.19			
40-49	1115	7.82	7.82		
34-39	713	8.59	8.59		
25-29	1214	8.87	8.87	8.87	
30-34	967		9.42	9.42	
16-18	1233			10.45	10.45
19-24	2597			10.61	10.61
10-15	403				11.69
Sig.		.087	.125	.066	.427

Means for groups in homogeneous subsets are displayed.

a Uses Harmonic Mean Sample Size = 775.023.

b The group sizes are unequal. The harmonic mean of the group sizes is used. Type I error levels are not guaranteed.

Avoidant style: High-charge situations

Tukey HSD

Age groups	N	Subset for alpha = .05		
		1	2	3
16-18	1233	8.56		
19-24	2597	8.58		
25-29	1214	8.94	8.94	
10-15	403	8.97	8.97	
30-34	967	9.99	9.99	9.99
34-39	713		10.33	10.33
40-49	1115		10.41	10.41
50-59	402			11.07
Sig.		.068	.051	.338

Means for groups in homogeneous subsets are displayed.

a Uses Harmonic Mean Sample Size = 775.023.

b The group sizes are unequal. The harmonic mean of the group sizes is used. Type I error levels are not guaranteed.

Avoidant style: Moderate-charge situations

Tukey HSD

Age groups	N	Subset for alpha = .05	
		1	2
50-59	402	11.29	
25-29	1214	12.27	12.27
40-49	1115	12.47	12.47
34-39	713	12.85	12.85
16-18	1233	12.98	12.98
19-24	2597	13.00	13.00
30-34	967		13.76
10-15	403		13.85
Sig.		.141	.221

Means for groups in homogeneous subsets are displayed.

a Uses Harmonic Mean Sample Size = 775.023.

b The group sizes are unequal. The harmonic mean of the group sizes is used. Type I error levels are not guaranteed.

Avoidant style: Low-charge situations

Tukey HSD

	N	Subset for alpha = .05		
Age groups		1	2	3
50-59	402	7.84		
40-49	1115	7.87	7.87	
34-39	713	8.19	8.19	
25-29	1214	8.22	8.22	
30-34	967	8.89	8.89	
19-24	2597	9.16	9.16	9.16
16-18	1233		9.54	9.54
10-15	403			10.64
Sig.		.252	.055	.135

Means for groups in homogeneous subsets are displayed.

a Uses Harmonic Mean Sample Size = 775.023.

b The group sizes are unequal. The harmonic mean of the group sizes is used. Type I error levels are not guaranteed.

Competitive style: General score

Tukey HSD

	N	Subset for alpha = .05				
Age groups		1	2	3	4	5
50-59	402	8.16				
40-49	1115	8.90	8.90			
34-39	713		9.74			
30-34	967		9.87			
25-29	1214			11.12		
19-24	2597			12.21	12.21	
16-18	1233				13.21	13.21
10-15	403					14.20
Sig.		.506	.165	.078	.136	.147

Means for groups in homogeneous subsets are displayed.

a Uses Harmonic Mean Sample Size = 775.023.

b The group sizes are unequal. The harmonic mean of the group sizes is used. Type I error levels are not guaranteed.

Competitive style: Simple social sphere

Tukey HSD

Age groups	N	Subset for alpha = .05
40-49	1115	9.47
50-59	402	9.52
30-34	967	9.65
34-39	713	10.12
10-15	403	10.14
16-18	1233	10.22
19-24	2597	10.67
25-29	1214	11.12
Sig.		.099

Means for groups in homogeneous subsets are displayed.

a Uses Harmonic Mean Sample Size = 775.023.

b The group sizes are unequal. The harmonic mean of the group sizes is used. Type I error levels are not guaranteed.

Competitive style: Complex social sphere

Tukey HSD

Age groups	N	Subset for alpha = .05	1	2	3	4
50-59	402	7.96				
40-49	1115	8.77		8.77		
30-34	967	9.29		9.29		
34-39	713	9.91		9.91		
25-29	1214	10.01		10.01		
19-24	2597				11.84	
16-18	1233				12.72	12.72
10-15	403					13.77
Sig.		.331	.428	.819	.649	

Means for groups in homogeneous subsets are displayed.

a Uses Harmonic Mean Sample Size = 775.023.

b The group sizes are unequal. The harmonic mean of the group sizes is used. Type I error levels are not guaranteed.

Competitive style: Romantic sphere

Tukey HSD

Age groups	N	Subset for alpha = .05	1	2	3	4
50-59	402	3.45				
40-49	1115	5.26		5.26		
34-39	713	6.05		6.05		
30-34	967	6.36		6.36		
25-29	1214				8.07	
19-24	2597				9.02	9.02
16-18	1233					9.74
10-15	403					9.99
Sig.		1.000	.452	.649	.624	

Means for groups in homogeneous subsets are displayed.

a Uses Harmonic Mean Sample Size = 775.023.

b The group sizes are unequal. The harmonic mean of the group sizes is used. Type I error levels are not guaranteed.

Competitive style: Work sphere

Tukey HSD

Age groups	N	Subset for alpha = .05	1	2	3	4
50-59	402	10.14				
40-49	1115	11.00	11.00			
34-39	713	11.16	11.16			
30-34	967	11.79	11.79			
25-29	1214		12.31	12.31		
19-24	2597			13.63		
16-18	1233					15.80
10-15	403					16.52
Sig.		.106	.356	.344		.931

Means for groups in homogeneous subsets are displayed.

a Uses Harmonic Mean Sample Size = 775.023.

b The group sizes are unequal. The harmonic mean of the group sizes is used. Type I error levels are not guaranteed.

Competitive style: High-charge situations

Tukey HSD

Age groups	N	Subset for alpha = .05	1	2	3	4
50-59	402	9.52				
40-49	1115	10.33	10.33			
34-39	713	10.93	10.93	10.93		
30-34	967		11.04	11.04		
25-29	1214		11.46	11.46		
19-24	2597			12.37		12.37
16-18	1233					12.96
10-15	403					13.20
Sig.		.077	.280	.062		.683

Means for groups in homogeneous subsets are displayed.

a Uses Harmonic Mean Sample Size = 775.023.

b The group sizes are unequal. The harmonic mean of the group sizes is used. Type I error levels are not guaranteed.

Competitive style: Moderate-charge situations

Tukey HSD

Age groups	N	Subset for alpha = .05			
		1	2	3	4
50-59	402	4.20			
40-49	1115	5.51	5.51		
34-39	713		6.38		
30-34	967		6.63		
25-29	1214			8.64	
19-24	2597			9.86	9.86
16-18	1233				10.75
10-15	403				11.17
Sig.		.102	.247	.156	.100

Means for groups in homogeneous subsets are displayed.

a Uses Harmonic Mean Sample Size = 775.023.

b The group sizes are unequal. The harmonic mean of the group sizes is used. Type I error levels are not guaranteed.

Competitive style: Low-charge situations

Tukey HSD

Age groups	N	Subset for alpha = .05		
		1	2	3
30-34	967	6.10		
50-59	402	6.28		
40-49	1115	6.31		
34-39	713	6.70		
25-29	1214	6.90		
19-24	2597	7.62	7.62	
16-18	1233		9.07	9.07
10-15	403			10.55
Sig.		.053	.080	.070

Means for groups in homogeneous subsets are displayed.

a Uses Harmonic Mean Sample Size = 775.023.

b The group sizes are unequal. The harmonic mean of the group sizes is used. Type I error levels are not guaranteed.

Compromising style: General score

Tukey HSD

Age groups	N	Subset for alpha = .05				
		1	2	3	4	5
10-15	403	30.85				
16-18	1233		35.83			
19-24	2597			38.87		
25-29	1214			41.01	41.01	
30-34	967				42.26	
34-39	713				42.68	
40-49	1115					45.39
50-59	402					46.22
Sig.		1.000	1.000	.075	.324	.952

Means for groups in homogeneous subsets are displayed.

a Uses Harmonic Mean Sample Size = 775.023.

b The group sizes are unequal. The harmonic mean of the group sizes is used. Type I error levels are not guaranteed.

Compromising style: Simple social sphere

Tukey HSD

Age groups	N	Subset for alpha = .05		
		1	2	3
10-15	403	31.30		
16-18	1233		35.18	
19-24	2597		35.29	
25-29	1214		36.44	
30-34	967		37.75	
34-39	713		38.47	
40-49	1115			42.17
50-59	402			43.21
Sig.		1.000	.069	.983

Means for groups in homogeneous subsets are displayed.

a Uses Harmonic Mean Sample Size = 775.023.

b The group sizes are unequal. The harmonic mean of the group sizes is used. Type I error levels are not guaranteed.

Compromising style: Complex social sphere

Tukey HSD

Age groups	N	Subset for alpha = .05			
		1	2	3	4
10-15	403	22.70			
16-18	1233	25.27			
19-24	2597		28.06		
25-29	1214		29.95	29.95	
34-39	713		30.38	30.38	
30-34	967			30.89	
50-59	402				33.64
40-49	1115				33.95
Sig.		.078	.156	.966	1.000

Means for groups in homogeneous subsets are displayed.

a Uses Harmonic Mean Sample Size = 775.023.

b The group sizes are unequal. The harmonic mean of the group sizes is used. Type I error levels are not guaranteed.

Compromising style: Romantic sphere

Tukey HSD

Age groups	N	Subset for alpha = .05		
		1	2	3
10-15	403	32.69		
16-18	1233		37.89	
19-24	2597		41.11	41.11
25-29	1214			41.85
34-39	713			42.20
30-34	967			42.45
40-49	1115			44.19
50-59	402			44.22
Sig.		1.000	.070	.095

Means for groups in homogeneous subsets are displayed.

a Uses Harmonic Mean Sample Size = 775.023.

b The group sizes are unequal. The harmonic mean of the group sizes is used. Type I error levels are not guaranteed.

Compromising style: Work sphere

Tukey HSD

Age groups	N	Subset for alpha = .05						
		1	2	3	4	5	6	7
10-15	403	28.12						
16-18	1233		34.82					
19-24	2597			39.98				
25-29	1214				44.35			
30-34	967				45.98	45.98		
34-39	713					47.72	47.72	
40-49	1115						49.60	49.60
50-59	402							52.24
Sig.		1.000	1.000	1.000	.774	.714	.621	.183

Means for groups in homogeneous subsets are displayed.

a Uses Harmonic Mean Sample Size = 775.023.

b The group sizes are unequal. The harmonic mean of the group sizes is used. Type I error levels are not guaranteed.

Compromising style: High-charge situations

Tukey HSD

Age groups	N	Subset for alpha = .05				
		1	2	3	4	5
10-15	403	25.59				
16-18	1233		30.10			
19-24	2597		31.89	31.89		
25-29	1214			34.08	34.08	
34-39	713				34.54	34.54
30-34	967				35.18	35.18
50-59	402				36.11	36.11
40-49	1115					36.55
Sig.		1.000	.335	.118	.188	.199

Means for groups in homogeneous subsets are displayed.

a Uses Harmonic Mean Sample Size = 775.023.

b The group sizes are unequal. The harmonic mean of the group sizes is used. Type I error levels are not guaranteed.

Compromising style: Moderate-charge situations

Tukey HSD

Age groups	N	Subset for alpha = .05					
		1	2	3	4	5	6
10-15	403	30.45					
16-18	1233		35.59				
19-24	2597			39.36			
25-29	1214			40.77	40.77		
30-34	967			42.20	42.20		
34-39	713				43.32		
40-49	1115					46.44	
50-59	402						50.30
Sig.		1.000	1.000	.092	.184	1.000	1.000

Means for groups in homogeneous subsets are displayed.

a Uses Harmonic Mean Sample Size = 775.023.

b The group sizes are unequal. The harmonic mean of the group sizes is used. Type I error levels are not guaranteed.

Compromising style: Low-charge situations

Tukey HSD

Age groups	N	Subset for alpha = .05					
		1	2	3	4	5	6
10-15	403	29.53					
16-18	1233		33.76				
19-24	2597			37.93			
25-29	1214			40.81	40.81		
30-34	967				41.57		
34-39	713				42.97	42.97	
50-59	402					46.02	46.02
40-49	1115						46.69
Sig.		1.000	1.000	.138	.485	.092	.999

Means for groups in homogeneous subsets are displayed.

a Uses Harmonic Mean Sample Size = 775.023.

b The group sizes are unequal. The harmonic mean of the group sizes is used. Type I error levels are not guaranteed.

Dominating style: General score

Tukey HSD

Age groups	N	Subset for alpha = .05					
		1	2	3	4	5	6
50-59	402	3.74					
40-49	1115	3.87					
34-39	713		4.96				
30-34	967		5.45	5.45			
25-29	1214			6.19	6.19		
19-24	2597				6.98		
16-18	1233					8.37	
10-15	403						12.39
Sig.		1.000	.828	.373	.277	1.000	1.000

Means for groups in homogeneous subsets are displayed.

a Uses Harmonic Mean Sample Size = 775.023.

b The group sizes are unequal. The harmonic mean of the group sizes is used. Type I error levels are not guaranteed.

Dominating style: Simple social sphere

Tukey HSD

Age groups	N	Subset for alpha = .05		
		1	2	3
50-59	402	9.28		
40-49	1115	9.31		
34-39	713	9.74		
25-29	1214	10.56	10.56	
30-34	967	11.05	11.05	
19-24	2597	11.27	11.27	
16-18	1233		12.34	
10-15	403			16.48
Sig.		.056	.130	1.000

Means for groups in homogeneous subsets are displayed.

a Uses Harmonic Mean Sample Size = 775.023.

b The group sizes are unequal. The harmonic mean of the group sizes is used. Type I error levels are not guaranteed.

Dominating style: Complex social sphere

Tukey HSD

Age groups	N	Subset for alpha = .05				
		1	2	3	4	5
50-59	402	.87				
40-49	1115	1.26	1.26			
30-34	967	1.43	1.43			
34-39	713	1.58	1.58			
25-29	1214		1.95	1.95		
19-24	2597			2.88		
16-18	1233				4.06	
10-15	403					6.33
Sig.		.444	.477	.115	1.000	1.000

Means for groups in homogeneous subsets are displayed.

a Uses Harmonic Mean Sample Size = 775.023.

b The group sizes are unequal. The harmonic mean of the group sizes is used. Type I error levels are not guaranteed.

Dominating style: Romantic sphere

Tukey HSD

Age groups	N	Subset for alpha = .05			
		1	2	3	4
50-59	402	2.55			
40-49	1115	2.74			
30-34	967	3.92	3.92		
34-39	713		4.15		
25-29	1214		4.49		
19-24	2597		5.04	5.04	
16-18	1233			6.13	
10-15	403				9.15
Sig.		.057	.217	.247	1.000

Means for groups in homogeneous subsets are displayed.

a Uses Harmonic Mean Sample Size = 775.023.

b The group sizes are unequal. The harmonic mean of the group sizes is used. Type I error levels are not guaranteed.

Dominating style: Work sphere

Tukey HSD

Age groups	N	Subset for alpha = .05					
		1	2	3	4	5	6
50-59	402	1.11					
40-49	1115	1.54					
34-39	713	2.12	2.12				
30-34	967		2.84	2.84			
25-29	1214			3.96	3.96		
19-24	2597				4.39		
16-18	1233					6.24	
10-15	403						10.67
Sig.		.178	.619	.090	.961	1.000	1.000

Means for groups in homogeneous subsets are displayed.

a Uses Harmonic Mean Sample Size = 775.023.

b The group sizes are unequal. The harmonic mean of the group sizes is used. Type I error levels are not guaranteed.

Dominating style: High-charge situations

Tukey HSD

Age groups	N	Subset for alpha = .05						
		1	2	3	4	5	6	7
50-59	402	2.68						
40-49	1115	3.03	3.03					
34-39	713		3.99	3.99				
30-34	967			4.60	4.60			
25-29	1214				5.17	5.17		
19-24	2597					5.93	5.93	
16-18	1233						6.93	
10-15	403							10.85
Sig.		.981	.150	.700	.775	.433	.109	1.000

Means for groups in homogeneous subsets are displayed.

a Uses Harmonic Mean Sample Size = 775.023.

b The group sizes are unequal. The harmonic mean of the group sizes is used. Type I error levels are not guaranteed.

Dominating style: Moderate-charge situations

Tukey HSD

Age groups	N	Subset for alpha = .05				
		1	2	3	4	5
50-59	402	4.03				
40-49	1115	4.53	4.53			
34-39	713	4.81	4.81			
30-34	967	5.15	5.15	5.15		
25-29	1214		5.60	5.60		
19-24	2597			6.24		
16-18	1233				7.70	
10-15	403					10.55
Sig.		.153	.196	.177	1.000	1.000

Means for groups in homogeneous subsets are displayed.

a Uses Harmonic Mean Sample Size = 775.023.

b The group sizes are unequal. The harmonic mean of the group sizes is used. Type I error levels are not guaranteed.

Dominating style: Low-charge situations

Tukey HSD

Age groups	N	Subset for alpha = .05		
		1	2	3
40-49	1115	3.86		
50-59	402	3.95		
34-39	713	4.24		
30-34	967	4.37		
25-29	1214	4.39		
19-24	2597	4.85	4.85	
16-18	1233		6.03	
10-15	403			9.12
Sig.		.328	.129	1.000

Means for groups in homogeneous subsets are displayed.

a Uses Harmonic Mean Sample Size = 775.023.

b The group sizes are unequal. The harmonic mean of the group sizes is used. Type I error levels are not guaranteed.

Passive Aggressive style: General score

Tukey HSD

Age groups	N	Subset for alpha = .05				
		1	2	3	4	5
50-59	402	3.33				
40-49	1115	3.99				
34-39	713		4.99			
30-34	967		5.26			
25-29	1214		5.57	5.57		
19-24	2597			6.18	6.18	
16-18	1233				6.92	
10-15	403					8.73
Sig.		.322	.498	.429	.176	1.000

Means for groups in homogeneous subsets are displayed.

a Uses Harmonic Mean Sample Size = 775.023.

b The group sizes are unequal. The harmonic mean of the group sizes is used. Type I error levels are not guaranteed.

Passive Aggressive style: Simple social sphere

Tukey HSD

Age groups	N	Subset for alpha = .05			
		1	2	3	4
50-59	402	4.28			
40-49	1115	5.17	5.17		
34-39	713	5.44	5.44		
25-29	1214	5.93	5.93	5.93	
30-34	967		6.12	6.12	
19-24	2597		6.35	6.35	
16-18	1233			7.23	
10-15	403				9.48
Sig.		.080	.451	.316	1.000

Means for groups in homogeneous subsets are displayed.

a Uses Harmonic Mean Sample Size = 775.023.

b The group sizes are unequal. The harmonic mean of the group sizes is used. Type I error levels are not guaranteed.

Passive Aggressive style: Complex social sphere

Tukey HSD

Age groups	N	Subset for alpha = .05				
		1	2	3	4	5
50-59	402	3.98				
40-49	1115		5.29			
34-39	713		6.50	6.50		
30-34	967			6.76	6.76	
25-29	1214			6.98	6.98	
19-24	2597			7.53	7.53	
16-18	1233				8.05	
10-15	403					9.55
Sig.		1.000	.083	.238	.050	1.000

Means for groups in homogeneous subsets are displayed.

a Uses Harmonic Mean Sample Size = 775.023.

b The group sizes are unequal. The harmonic mean of the group sizes is used. Type I error levels are not guaranteed.

Passive Aggressive style: Romantic sphere

Tukey HSD

Age groups	N	Subset for alpha = .05				
		1	2	3	4	5
50-59	402	3.48				
40-49	1115	3.54				
34-39	713	4.94	4.94			
30-34	967		5.36	5.36		
25-29	1214		6.15	6.15		
19-24	2597			6.83	6.83	
16-18	1233				7.89	
10-15	403					9.40
Sig.		.059	.218	.056	.388	1.000

Means for groups in homogeneous subsets are displayed.

a Uses Harmonic Mean Sample Size = 775.023.

b The group sizes are unequal. The harmonic mean of the group sizes is used. Type I error levels are not guaranteed.

Passive Aggressive style: Work sphere

Tukey HSD

Age groups	N	Subset for alpha = .05				
		1	2	3	4	5
50-59	402	2.10				
40-49	1115	2.58	2.58			
30-34	967		3.36	3.36		
34-39	713		3.44	3.44		
25-29	1214		3.61	3.61		
19-24	2597			4.30	4.30	
16-18	1233				4.89	
10-15	403					7.00
Sig.		.911	.121	.193	.777	1.000

Means for groups in homogeneous subsets are displayed.

a Uses Harmonic Mean Sample Size = 775.023.

b The group sizes are unequal. The harmonic mean of the group sizes is used. Type I error levels are not guaranteed.

Passive Aggressive style: High-charge situations

Tukey HSD

Age groups	N	Subset for alpha = .05			
		1	2	3	4
50-59	402	3.96			
40-49	1115	4.92			
34-39	713		6.21		
25-29	1214		6.60	6.60	
30-34	967		6.60	6.60	
19-24	2597		7.16	7.16	
16-18	1233			7.42	7.42
10-15	403				8.55
Sig.		.190	.205	.370	.062

Means for groups in homogeneous subsets are displayed.

a Uses Harmonic Mean Sample Size = 775.023.

b The group sizes are unequal. The harmonic mean of the group sizes is used. Type I error levels are not guaranteed.

Passive Aggressive style: Moderate-charge situations

Tukey HSD

Age groups	N	Subset for alpha = .05				
		1	2	3	4	5
50-59	402	2.18				
40-49	1115	2.53				
34-39	713		3.90			
30-34	967		3.93			
25-29	1214		4.81	4.81		
19-24	2597			5.23	5.23	
16-18	1233				6.37	
10-15	403					8.57
Sig.		.989	.315	.964	.087	1.000

Means for groups in homogeneous subsets are displayed.

a Uses Harmonic Mean Sample Size = 775.023.

b The group sizes are unequal. The harmonic mean of the group sizes is used. Type I error levels are not guaranteed.

Passive Aggressive style: Low-charge situations

Tukey HSD

Age groups	N	Subset for alpha = .05				
		1	2	3	4	5
50-59	402	4.07				
40-49	1115	4.34	4.34			
34-39	713	4.82	4.82			
30-34	967	5.29	5.29	5.29		
25-29	1214		5.66	5.66		
19-24	2597			6.46	6.46	
16-18	1233				7.42	
10-15	403					9.80
Sig.		.140	.075	.169	.425	1.000

Means for groups in homogeneous subsets are displayed.

a Uses Harmonic Mean Sample Size = 775.023.

b The group sizes are unequal. The harmonic mean of the group sizes is used. Type I error levels are not guaranteed.

Transcendent style: General score

Tukey HSD

Age groups	N	Subset for alpha = .05
19-24	2597	13.88
30-34	967	13.92
10-15	403	13.94
25-29	1214	14.30
16-18	1233	14.30
40-49	1115	14.73
34-39	713	15.03
50-59	402	15.15
Sig.		.105

Means for groups in homogeneous subsets are displayed.

a Uses Harmonic Mean Sample Size = 775.023.

b The group sizes are unequal. The harmonic mean of the group sizes is used. Type I error levels are not guaranteed.

Transcendent style: Simple social sphere

Tukey HSD

Age groups	N	Subset for alpha = .05		
		1		2
50-59	402	11.27		
40-49	1115	11.33		
30-34	967	11.38		
34-39	713	12.22		12.22
25-29	1214	12.78		12.78
19-24	2597	13.00		13.00
16-18	1233			13.58
10-15	403			14.18
Sig.		.214		.104

Means for groups in homogeneous subsets are displayed.

a Uses Harmonic Mean Sample Size = 775.023.

b The group sizes are unequal. The harmonic mean of the group sizes is used. Type I error levels are not guaranteed.

Transcendent style: Complex social sphere

Tukey HSD

Age groups	N	Subset for alpha = .05		
		1		2
10-15	403	16.38		
19-24	2597	16.95		
16-18	1233	17.58		17.58
40-49	1115	17.81		17.81
30-34	967	18.01		18.01
25-29	1214	18.29		18.29
50-59	402			19.56
34-39	713			19.69
Sig.		.202		.110

Means for groups in homogeneous subsets are displayed.

a Uses Harmonic Mean Sample Size = 775.023.

b The group sizes are unequal. The harmonic mean of the group sizes is used. Type I error levels are not guaranteed.

Transcendent style: Romantic sphere

Tukey HSD

Age groups	N	Subset for alpha = .05		
		1	2	3
19-24	2597	9.84		
30-34	967	10.22		
25-29	1214	10.34		
10-15	403	10.45	10.45	
16-18	1233	10.52	10.52	
34-39	713	11.48	11.48	11.48
40-49	1115		12.14	12.14
50-59	402			12.50
Sig.		.083	.068	.646

Means for groups in homogeneous subsets are displayed.

a Uses Harmonic Mean Sample Size = 775.023.

b The group sizes are unequal. The harmonic mean of the group sizes is used. Type I error levels are not guaranteed.

Transcendent style: Work sphere

Tukey HSD

Age groups	N	Subset for alpha = .05	
10-15	403	14.80	2
16-18	1233	15.42	15.42
25-29	1214	15.59	15.59
19-24	2597	15.60	15.60
30-34	967	15.76	15.76
34-39	713	16.37	16.37
50-59	402	16.79	16.79
40-49	1115	17.23	17.23
Sig.		.147	.250

Means for groups in homogeneous subsets are displayed.

a Uses Harmonic Mean Sample Size = 775.023.

b The group sizes are unequal. The harmonic mean of the group sizes is used. Type I error levels are not guaranteed.

Transcendent style: High-charge situations

Tukey HSD

Age groups	N	Subset for alpha = .05	
30-34	967	11.01	3
19-24	2597	11.40	11.40
25-29	1214	11.50	11.50
16-18	1233	11.73	11.73
10-15	403	12.43	12.43 12.43
34-39	713	12.47	12.47 12.47
40-49	1115	12.74	12.74 12.74
50-59	402		13.97 13.97
Sig.		.119	.203 .081

Means for groups in homogeneous subsets are displayed.

a Uses Harmonic Mean Sample Size = 775.023.

b The group sizes are unequal. The harmonic mean of the group sizes is used. Type I error levels are not guaranteed.

Transcendent style: Moderate-charge situations

Tukey HSD

Age groups	N	Subset for alpha = .05
19-24	2597	14.80
10-15	403	14.84
16-18	1233	15.47
50-59	402	15.55
30-34	967	15.84
40-49	1115	16.19
25-29	1214	16.24
34-39	713	16.51
Sig.		.174

Means for groups in homogeneous subsets are displayed.

a Uses Harmonic Mean Sample Size = 775.023.

b The group sizes are unequal. The harmonic mean of the group sizes is used. Type I error levels are not guaranteed.

Transcendent style: Low-charge situations

Tukey HSD

	N	Subset for alpha =		
		.05		
Age groups		1	2	3
40-49	1115	13.24		
10-15	403	13.31	13.31	
50-59	402	13.71	13.71	13.71
30-34	967	14.48	14.48	14.48
16-18	1233		15.32	15.32
25-29	1214		15.32	15.32
19-24	2597		15.35	15.35
34-39	713			15.57
Sig.		.613	.057	.119

Means for groups in homogeneous subsets are displayed.

a Uses Harmonic Mean Sample Size = 775.023.

b The group sizes are unequal. The harmonic mean of the group sizes is used. Type I error levels are not guaranteed.